



# P-3 VOLLEYBALL • Match players ranking




U-19 Men's Pan American Cup 2012, Tijuana, BC  
Preliminary Group B

**Match:** 12 **Date:** 7/4/2012 **Spectators:** 700  
**City:** Tijuana, Mexico  
**Hall:** Centro de Alto Rendimiento  
**Match duration:** **Start:** 19:00 **End:** 21:23 **Total:** 2:23

| Teams               | Sets     | 1    | 2    | 3    | 4    | 5    | Total |
|---------------------|----------|------|------|------|------|------|-------|
| <b>MEX</b>          | <b>3</b> | 24   | 25   | 25   | 23   | 15   | 112   |
| <b>USA</b>          | <b>2</b> | 26   | 23   | 19   | 25   | 10   | 103   |
| <b>Set duration</b> |          | 0:27 | 0:30 | 0:28 | 0:29 | 0:17 | 2:11  |


## MEX • Mexico



**Spike**

Succ. %  
Limit: 15.00%

| Rk                | No | Name                     | Spikes | Faults | Shots | Total Attempts | Note  |
|-------------------|----|--------------------------|--------|--------|-------|----------------|-------|
| 1                 | 10 | Ugalde Campo Enrique     | 18     | 6      | 21    | 45             | 40.00 |
| 2                 | 7  | Lopez Reyes Mauricio     | 15     | 7      | 18    | 40             | 37.50 |
| 3                 | 6  | Garay Nava Alexis        | 15     | 10     | 27    | 52             | 28.85 |
| -                 | 2  | Luna Leobardo Fabian     | 4      | 2      | 6     | 12             |       |
| -                 | 9  | Acosta Magdaleno Uriel   | 2      | 2      | 4     | 8              |       |
| -                 | 3  | Castro Sebastian         | 5      | -      | 1     | 6              |       |
| -                 | 11 | Molano Rueda Ivan        | -      | 1      | -     | 1              |       |
| -                 | 1  | Ayala Juan Pablo         | -      | -      | -     | -              |       |
| -                 | 4  | Mejia Geiser             | -      | -      | -     | -              |       |
| -                 | 8  | Forte Francisco Fernando | -      | -      | -     | -              |       |
| -                 | 13 | Martinez Alan Gabriel    | -      | -      | -     | -              |       |
| -                 | 18 | Martinez Josua           | -      | -      | -     | -              |       |
| <b>Others</b>     |    |                          | -      | -      | -     | -              |       |
| <b>Total Team</b> |    |                          | 59     | 28     | 77    | 164            | 35.98 |



**Block**

Avg. by set

| Rk                | No | Name                     | Kill Blocks | Faults | Rebounds | Total Attempts | Note |
|-------------------|----|--------------------------|-------------|--------|----------|----------------|------|
| 1                 | 3  | Castro Sebastian         | 4           | 5      | 2        | 11             | 0.80 |
| 2                 | 2  | Luna Leobardo Fabian     | 3           | 2      | 9        | 14             | 0.60 |
| 3                 | 9  | Acosta Magdaleno Uriel   | 2           | 2      | 6        | 10             | 0.40 |
| 3                 | 6  | Garay Nava Alexis        | 2           | 2      | 3        | 7              | 0.40 |
| -                 | 1  | Ayala Juan Pablo         | -           | -      | -        | -              |      |
| -                 | 4  | Mejia Geiser             | -           | -      | -        | -              |      |
| -                 | 7  | Lopez Reyes Mauricio     | -           | -      | 2        | 2              |      |
| -                 | 8  | Forte Francisco Fernando | -           | -      | -        | -              |      |
| -                 | 11 | Molano Rueda Ivan        | -           | -      | -        | -              |      |
| -                 | 13 | Martinez Alan Gabriel    | -           | -      | -        | -              |      |
| -                 | 18 | Martinez Josua           | -           | -      | -        | -              |      |
| -                 | 10 | Ugalde Campo Enrique     | -           | 2      | 9        | 11             |      |
| <b>Others</b>     |    |                          | -           | -      | -        | -              |      |
| <b>Total Team</b> |    |                          | 11          | 13     | 31       | 55             | 2.20 |





# P-3 VOLLEYBALL • Match players ranking



U-19 Men's Pan American Cup 2012, Tijuana, BC  
Preliminary Group B

**Match:** 12 **Date:** 7/4/2012 **Spectators:** 700  
**City:** Tijuana, Mexico  
**Hall:** Centro de Alto Rendimiento  
**Match duration:** **Start:** 19:00 **End:** 21:23 **Total:** 2:23

| Teams               | Sets     | 1    | 2    | 3    | 4    | 5    | Total |
|---------------------|----------|------|------|------|------|------|-------|
| <b>MEX</b>          | <b>3</b> | 24   | 25   | 25   | 23   | 15   | 112   |
| <b>USA</b>          | <b>2</b> | 26   | 23   | 19   | 25   | 10   | 103   |
| <b>Set duration</b> |          | 0:27 | 0:30 | 0:28 | 0:29 | 0:17 | 2:11  |



**MEX • Mexico**

| Rk                | No | Name                     | Aces | Faults | Serve Hits | Total Attempts | Note |
|-------------------|----|--------------------------|------|--------|------------|----------------|------|
| 1                 | 6  | Garay Nava Alexis        | 4    | 1      | 17         | 22             | 0.80 |
| 2                 | 7  | Lopez Reyes Mauricio     | 2    | 4      | 18         | 24             | 0.40 |
| 3                 | 10 | Ugalde Campo Enrique     | 1    | 1      | 14         | 16             | 0.20 |
| 3                 | 3  | Castro Sebastian         | 1    | 3      | 10         | 14             | 0.20 |
| -                 | 1  | Ayala Juan Pablo         | -    | -      | -          | -              |      |
| -                 | 4  | Mejia Geiser             | -    | -      | 1          | 1              |      |
| -                 | 8  | Forte Francisco Fernando | -    | -      | -          | -              |      |
| -                 | 11 | Molano Rueda Ivan        | -    | -      | -          | -              |      |
| -                 | 13 | Martinez Alan Gabriel    | -    | -      | -          | -              |      |
| -                 | 18 | Martinez Josua           | -    | -      | -          | -              |      |
| -                 | 9  | Acosta Magdalena Uriel   | -    | 2      | 25         | 27             |      |
| -                 | 2  | Luna Leobardo Fabian     | -    | 3      | 5          | 8              |      |
| <b>Others</b>     |    |                          | -    | -      | -          | -              |      |
| <b>Total Team</b> |    |                          | 8    | 14     | 90         | 112            | 1.60 |

**Serve**

Avg. by set

| Team | Opponent errors & Team faults | Aces | Faults | Serve Hits | Total Attempts | Note |
|------|-------------------------------|------|--------|------------|----------------|------|
|      | Opponent errors & Team faults | 34   | 6      |            | 40             |      |

| Rk                | No | Name                     | Digs | Faults | Receptions | Total Attempts | Note |
|-------------------|----|--------------------------|------|--------|------------|----------------|------|
| 1                 | 8  | Forte Francisco Fernando | 10   | 6      | 23         | 39             | 2.00 |
| 2                 | 7  | Lopez Reyes Mauricio     | 5    | 8      | 13         | 26             | 1.00 |
| 3                 | 6  | Garay Nava Alexis        | 2    | 3      | 10         | 15             | 0.40 |
| 4                 | 2  | Luna Leobardo Fabian     | 1    | -      | 10         | 11             | 0.20 |
| 4                 | 9  | Acosta Magdalena Uriel   | 1    | 2      | 14         | 17             | 0.20 |
| -                 | 1  | Ayala Juan Pablo         | -    | -      | -          | -              |      |
| -                 | 4  | Mejia Geiser             | -    | -      | -          | -              |      |
| -                 | 11 | Molano Rueda Ivan        | -    | -      | -          | -              |      |
| -                 | 13 | Martinez Alan Gabriel    | -    | -      | -          | -              |      |
| -                 | 18 | Martinez Josua           | -    | -      | -          | -              |      |
| -                 | 3  | Castro Sebastian         | -    | 9      | 26         | 35             |      |
| -                 | 10 | Ugalde Campo Enrique     | -    | 5      | 14         | 19             |      |
| <b>Others</b>     |    |                          | -    | -      | -          | -              |      |
| <b>Total Team</b> |    |                          | 19   | 33     | 110        | 162            | 3.80 |

**Dig**

Avg. by set





# P-3 VOLLEYBALL • Match players ranking




U-19 Men's Pan American Cup 2012, Tijuana, BC  
Preliminary Group B

**Match:** 12 **Date:** 7/4/2012 **Spectators:** 700  
**City:** Tijuana, Mexico  
**Hall:** Centro de Alto Rendimiento  
**Match duration:** **Start:** 19:00 **End:** 21:23 **Total:** 2:23

| Teams               | Sets     | 1    | 2    | 3    | 4    | 5    | Total |
|---------------------|----------|------|------|------|------|------|-------|
| <b>MEX</b>          | <b>3</b> | 24   | 25   | 25   | 23   | 15   | 112   |
| <b>USA</b>          | <b>2</b> | 26   | 23   | 19   | 25   | 10   | 103   |
| <b>Set duration</b> |          | 0:27 | 0:30 | 0:28 | 0:29 | 0:17 | 2:11  |


## MEX • Mexico



**Set**

Avg. by set

| Rk                | No | Name                     | Running Sets | Faults | Still Sets | Total Attempts | Note |
|-------------------|----|--------------------------|--------------|--------|------------|----------------|------|
| 1                 | 3  | Castro Sebastian         | 16           | 1      | 110        | 127            | 3.20 |
| -                 | 2  | Luna Leobardo Fabian     | -            | -      | 5          | 5              |      |
| -                 | 4  | Mejia Geiser             | -            | -      | -          | -              |      |
| -                 | 6  | Garay Nava Alexis        | -            | -      | 3          | 3              |      |
| -                 | 7  | Lopez Reyes Mauricio     | -            | -      | -          | -              |      |
| -                 | 8  | Forte Francisco Fernando | -            | -      | -          | -              |      |
| -                 | 10 | Ugalde Campo Enrique     | -            | -      | -          | -              |      |
| -                 | 11 | Molano Rueda Ivan        | -            | -      | -          | -              |      |
| -                 | 13 | Martinez Alan Gabriel    | -            | -      | -          | -              |      |
| -                 | 18 | Martinez Josua           | -            | -      | -          | -              |      |
| -                 | 1  | Ayala Juan Pablo         | -            | 1      | 3          | 4              |      |
| -                 | 9  | Acosta Magdalena Uriel   | -            | 1      | 1          | 2              |      |
| <b>Others</b>     |    |                          | -            | -      | -          | -              |      |
| <b>Total Team</b> |    |                          | 16           | 3      | 122        | 141            | 3.20 |



**Reception**

Eff. %  
Limit: 25.00%

| Rk                | No | Name                     | Excellents | Faults | Serve Receptions | Total Attempts | Note  |
|-------------------|----|--------------------------|------------|--------|------------------|----------------|-------|
| 1                 | 8  | Forte Francisco Fernando | 10         | 3      | 30               | 43             | 16.28 |
| 2                 | 10 | Ugalde Campo Enrique     | 4          | 1      | 21               | 26             | 11.54 |
| -                 | 7  | Lopez Reyes Mauricio     | 6          | 1      | 14               | 21             |       |
| -                 | 1  | Ayala Juan Pablo         | -          | -      | -                | -              |       |
| -                 | 3  | Castro Sebastian         | -          | -      | -                | -              |       |
| -                 | 4  | Mejia Geiser             | -          | -      | -                | -              |       |
| -                 | 6  | Garay Nava Alexis        | -          | -      | -                | -              |       |
| -                 | 9  | Acosta Magdalena Uriel   | -          | -      | -                | -              |       |
| -                 | 11 | Molano Rueda Ivan        | -          | -      | -                | -              |       |
| -                 | 13 | Martinez Alan Gabriel    | -          | -      | -                | -              |       |
| -                 | 18 | Martinez Josua           | -          | -      | -                | -              |       |
| -                 | 2  | Luna Leobardo Fabian     | -          | 1      | -                | 1              |       |
| <b>Others</b>     |    |                          | -          | -      | -                | -              |       |
| <b>Total Team</b> |    |                          | 20         | 6      | 65               | 91             | 15.38 |





# P-3 VOLLEYBALL • Match players ranking



U-19 Men's Pan American Cup 2012, Tijuana, BC  
Preliminary Group B

**Match:** 12 **Date:** 7/4/2012 **Spectators:** 700  
**City:** Tijuana, Mexico  
**Hall:** Centro de Alto Rendimiento  
**Match duration:** **Start:** 19:00 **End:** 21:23 **Total:** 2:23

| Teams               | Sets     | 1    | 2    | 3    | 4    | 5    | Total |
|---------------------|----------|------|------|------|------|------|-------|
| <b>MEX</b>          | <b>3</b> | 24   | 25   | 25   | 23   | 15   | 112   |
| <b>USA</b>          | <b>2</b> | 26   | 23   | 19   | 25   | 10   | 103   |
| <b>Set duration</b> |          | 0:27 | 0:30 | 0:28 | 0:29 | 0:17 | 2:11  |



## USA • United States

**Spike**

Succ. %  
Limit: 15.00%

| Rk                | No | Name             | Spikes | Faults | Shots | Total Attempts | Note  |
|-------------------|----|------------------|--------|--------|-------|----------------|-------|
| 1                 | 4  | Fey Kupono       | 17     | 8      | 18    | 43             | 39.53 |
| 2                 | 2  | Blough Christian | 9      | 4      | 14    | 27             | 33.33 |
| 3                 | 11 | Smith Lee        | 7      | 4      | 22    | 33             | 21.21 |
| -                 | 1  | Albrecht Aidan   | 4      | 4      | 14    | 22             |       |
| -                 | 7  | Penning Mitchell | 7      | 4      | 7     | 18             |       |
| -                 | 5  | Lammey Connor    | 3      | 3      | 3     | 9              |       |
| -                 | 3  | Faalogo Cyrus    | -      | -      | 3     | 3              |       |
| -                 | 6  | Parker David     | 1      | -      | 1     | 2              |       |
| -                 | 12 | Surane Brendan   | -      | -      | 1     | 1              |       |
| -                 | 9  | Schultz Earl     | -      | -      | -     | -              |       |
| -                 | 10 | Sikes Erik       | -      | -      | -     | -              |       |
| -                 | 16 | Paull Ryan       | -      | -      | -     | -              |       |
| <b>Others</b>     |    |                  | -      | -      | -     | -              |       |
| <b>Total Team</b> |    |                  | 48     | 27     | 83    | 158            | 30.38 |

**Block**

Avg. by set

| Rk                | No | Name             | Kill Blocks | Faults | Rebounds | Total Attempts | Note |
|-------------------|----|------------------|-------------|--------|----------|----------------|------|
| 1                 | 7  | Penning Mitchell | 4           | 1      | 12       | 17             | 0.80 |
| 1                 | 4  | Fey Kupono       | 4           | 2      | 12       | 18             | 0.80 |
| 1                 | 11 | Smith Lee        | 4           | 4      | 3        | 11             | 0.80 |
| 4                 | 2  | Blough Christian | 3           | 3      | 5        | 11             | 0.60 |
| 5                 | 5  | Lammey Connor    | 2           | 5      | 9        | 16             | 0.40 |
| 6                 | 3  | Faalogo Cyrus    | 1           | 1      | 2        | 4              | 0.20 |
| 6                 | 1  | Albrecht Aidan   | 1           | 2      | 3        | 6              | 0.20 |
| -                 | 6  | Parker David     | -           | -      | -        | -              |      |
| -                 | 9  | Schultz Earl     | -           | -      | -        | -              |      |
| -                 | 10 | Sikes Erik       | -           | -      | -        | -              |      |
| -                 | 12 | Surane Brendan   | -           | -      | -        | -              |      |
| -                 | 16 | Paull Ryan       | -           | -      | -        | -              |      |
| <b>Others</b>     |    |                  | -           | -      | -        | -              |      |
| <b>Total Team</b> |    |                  | 19          | 18     | 46       | 83             | 3.80 |





# P-3 VOLLEYBALL • Match players ranking



U-19 Men's Pan American Cup 2012, Tijuana, BC  
Preliminary Group B

**Match:** 12 **Date:** 7/4/2012 **Spectators:** 700  
**City:** Tijuana, Mexico  
**Hall:** Centro de Alto Rendimiento  
**Match duration:** **Start:** 19:00 **End:** 21:23 **Total:** 2:23

| Teams               | Sets     | 1    | 2    | 3    | 4    | 5    | Total |
|---------------------|----------|------|------|------|------|------|-------|
| <b>MEX</b>          | <b>3</b> | 24   | 25   | 25   | 23   | 15   | 112   |
| <b>USA</b>          | <b>2</b> | 26   | 23   | 19   | 25   | 10   | 103   |
| <b>Set duration</b> |          | 0:27 | 0:30 | 0:28 | 0:29 | 0:17 | 2:11  |



## USA • United States

| Rk                | No | Name             | Aces | Faults | Serve Hits | Total Attempts | Note |
|-------------------|----|------------------|------|--------|------------|----------------|------|
| 1                 | 3  | Faalogo Cyrus    | 2    | 1      | 10         | 13             | 0.40 |
| 1                 | 1  | Albrecht Aidan   | 2    | 2      | 2          | 6              | 0.40 |
| 3                 | 4  | Fey Kupono       | 1    | 1      | 11         | 13             | 0.20 |
| 3                 | 11 | Smith Lee        | 1    | 4      | 14         | 19             | 0.20 |
| 3                 | 16 | Paull Ryan       | 1    | 2      | 1          | 4              | 0.20 |
| -                 | 2  | Blough Christian | -    | -      | 16         | 16             |      |
| -                 | 6  | Parker David     | -    | -      | 12         | 12             |      |
| -                 | 7  | Penning Mitchell | -    | -      | 14         | 14             |      |
| -                 | 9  | Schultz Earl     | -    | -      | -          | -              |      |
| -                 | 10 | Sikes Erik       | -    | -      | -          | -              |      |
| -                 | 12 | Surane Brendan   | -    | -      | -          | -              |      |
| -                 | 5  | Lammey Connor    | -    | 1      | 5          | 6              |      |
| <b>Others</b>     |    |                  | -    | -      | -          | -              |      |
| <b>Total Team</b> |    |                  | 7    | 11     | 85         | 103            | 1.40 |

**Serve**

Avg. by set

| Team | Opponent errors & Team faults | Aces | Faults | Serve Hits | Total Attempts | Note |
|------|-------------------------------|------|--------|------------|----------------|------|
|      |                               | 29   | 4      |            | 33             |      |

| Rk                | No | Name             | Digs | Faults | Receptions | Total Attempts | Note |
|-------------------|----|------------------|------|--------|------------|----------------|------|
| 1                 | 10 | Sikes Erik       | 7    | 11     | 33         | 51             | 1.40 |
| 2                 | 7  | Penning Mitchell | 1    | 1      | 6          | 8              | 0.20 |
| 2                 | 6  | Parker David     | 1    | 1      | 3          | 5              | 0.20 |
| 2                 | 1  | Albrecht Aidan   | 1    | 2      | 6          | 9              | 0.20 |
| -                 | 9  | Schultz Earl     | -    | -      | -          | -              |      |
| -                 | 12 | Surane Brendan   | -    | -      | -          | -              |      |
| -                 | 16 | Paull Ryan       | -    | -      | -          | -              |      |
| -                 | 4  | Fey Kupono       | -    | 7      | 20         | 27             |      |
| -                 | 11 | Smith Lee        | -    | 6      | 16         | 22             |      |
| -                 | 2  | Blough Christian | -    | 8      | 20         | 28             |      |
| -                 | 3  | Faalogo Cyrus    | -    | 4      | 6          | 10             |      |
| -                 | 5  | Lammey Connor    | -    | 1      | 1          | 2              |      |
| <b>Others</b>     |    |                  | -    | -      | -          | -              |      |
| <b>Total Team</b> |    |                  | 10   | 41     | 111        | 162            | 2.00 |

**Dig**

Avg. by set





# P-3 VOLLEYBALL • Match players ranking




U-19 Men's Pan American Cup 2012, Tijuana, BC  
Preliminary Group B

**Match:** 12 **Date:** 7/4/2012 **Spectators:** 700  
**City:** Tijuana, Mexico  
**Hall:** Centro de Alto Rendimiento  
**Match duration:** **Start:** 19:00 **End:** 21:23 **Total:** 2:23

| Teams        | Sets | 1    | 2    | 3    | 4    | 5    | Total |
|--------------|------|------|------|------|------|------|-------|
| MEX          | 3    | 24   | 25   | 25   | 23   | 15   | 112   |
| USA          | 2    | 26   | 23   | 19   | 25   | 10   | 103   |
| Set duration |      | 0:27 | 0:30 | 0:28 | 0:29 | 0:17 | 2:11  |




## USA • United States



**Set**

Avg. by set

| Rk                | No | Name             | Running Sets | Faults | Still Sets | Total Attempts | Note |
|-------------------|----|------------------|--------------|--------|------------|----------------|------|
| 1                 | 2  | Blough Christian | 9            | 1      | 57         | 67             | 1.80 |
| 2                 | 3  | Faalogo Cyrus    | 6            | 1      | 51         | 58             | 1.20 |
| -                 | 1  | Albrecht Aidan   | -            | -      | -          | -              |      |
| -                 | 4  | Fey Kupono       | -            | -      | 2          | 2              |      |
| -                 | 5  | Lammey Connor    | -            | -      | -          | -              |      |
| -                 | 6  | Parker David     | -            | -      | -          | -              |      |
| -                 | 9  | Schultz Earl     | -            | -      | -          | -              |      |
| -                 | 10 | Sikes Erik       | -            | -      | -          | -              |      |
| -                 | 11 | Smith Lee        | -            | -      | -          | -              |      |
| -                 | 12 | Surane Brendan   | -            | -      | -          | -              |      |
| -                 | 16 | Paull Ryan       | -            | -      | -          | -              |      |
| -                 | 7  | Penning Mitchell | -            | 1      | -          | 1              |      |
| <b>Others</b>     |    |                  | -            | -      | -          | -              |      |
| <b>Total Team</b> |    |                  | 15           | 3      | 110        | 128            | 3.00 |



**Reception**

Eff. %  
Limit: 25.00%

| Rk                | No | Name             | Excellents | Faults | Serve Receptions | Total Attempts | Note  |
|-------------------|----|------------------|------------|--------|------------------|----------------|-------|
| 1                 | 10 | Sikes Erik       | 9          | 1      | 18               | 28             | 28.57 |
| 2                 | 11 | Smith Lee        | 9          | 4      | 29               | 42             | 11.90 |
| -                 | 4  | Fey Kupono       | 3          | 2      | 16               | 21             |       |
| -                 | 7  | Penning Mitchell | -          | -      | 1                | 1              |       |
| -                 | 1  | Albrecht Aidan   | -          | -      | -                | -              |       |
| -                 | 2  | Blough Christian | -          | -      | -                | -              |       |
| -                 | 3  | Faalogo Cyrus    | -          | -      | -                | -              |       |
| -                 | 5  | Lammey Connor    | -          | -      | -                | -              |       |
| -                 | 9  | Schultz Earl     | -          | -      | -                | -              |       |
| -                 | 12 | Surane Brendan   | -          | -      | -                | -              |       |
| -                 | 16 | Paull Ryan       | -          | -      | -                | -              |       |
| -                 | 6  | Parker David     | -          | 1      | 4                | 5              |       |
| <b>Others</b>     |    |                  | -          | -      | -                | -              |       |
| <b>Total Team</b> |    |                  | 21         | 8      | 68               | 97             | 13.40 |

