



P-3 VOLLEYBALL • Match players ranking




2012 NORCECA Continental U-20 SEMIFINALS

Match: 14 **Date:** 25/08/2012 **Spectators:** 600
City: Managua, Nicaragua
Hall: Polideportivo España
Match duration: **Start:** 18:00 **End:** 20:09 **Total:** 2:09

| Teams | Sets | 1 | 2 | 3 | 4 | 5 | Total |
|---------------------|----------|------|------|------|------|------|-------|
| DOM | 3 | 22 | 13 | 25 | 25 | 15 | 100 |
| USA | 2 | 25 | 25 | 21 | 22 | 10 | 103 |
| Set duration | | 0:23 | 0:21 | 0:28 | 0:29 | 0:16 | 1:57 |




DOM • Dominican Republic



Spike

Succ. %
Limit: 15.00%

| Rk | No | Name | Spikes | Faults | Shots | Total Attempts | Note |
|-------------------|----|----------------------|--------|--------|-------|----------------|-------|
| 1 | 15 | Martínez Brayelin | 26 | 10 | 41 | 77 | 33.77 |
| 2 | 10 | Soriano Pamela | 11 | 6 | 20 | 37 | 29.73 |
| 3 | 18 | Gonzalez Lopez Gaila | 3 | 4 | 17 | 24 | 12.50 |
| - | 1 | Martínez Jineiry | 4 | - | 4 | 8 | |
| - | 3 | Pérez Yokaty | 1 | - | 3 | 4 | |
| - | 6 | Martínez Natalia | - | 2 | 2 | 4 | |
| - | 12 | Toribio Celenia | 1 | - | 2 | 3 | |
| - | 11 | Hinojosa Angélica | - | 1 | - | 1 | |
| - | 2 | Fernandez Winifer | - | - | - | - | |
| - | 4 | García María Yvett | - | - | - | - | |
| - | 5 | Martínez Larysmere | - | - | - | - | |
| - | 7 | Semfle Génesis | - | - | - | - | |
| Others | | | - | - | - | - | |
| Total Team | | | 46 | 23 | 89 | 158 | 29.11 |



Block

Avg. by set

| Rk | No | Name | Kill Blocks | Faults | Rebounds | Total Attempts | Note |
|-------------------|----|----------------------|-------------|--------|----------|----------------|------|
| 1 | 1 | Martínez Jineiry | 5 | 2 | 5 | 12 | 1.00 |
| 2 | 11 | Hinojosa Angélica | 4 | 6 | 12 | 22 | 0.80 |
| 3 | 18 | Gonzalez Lopez Gaila | 3 | 3 | 5 | 11 | 0.60 |
| 4 | 15 | Martínez Brayelin | 2 | 2 | 9 | 13 | 0.40 |
| 4 | 10 | Soriano Pamela | 2 | 1 | 3 | 6 | 0.40 |
| 6 | 6 | Martínez Natalia | 1 | - | 1 | 2 | 0.20 |
| - | 2 | Fernandez Winifer | - | - | - | - | |
| - | 3 | Pérez Yokaty | - | - | 3 | 3 | |
| - | 4 | García María Yvett | - | - | - | - | |
| - | 5 | Martínez Larysmere | - | - | - | - | |
| - | 7 | Semfle Génesis | - | - | - | - | |
| - | 12 | Toribio Celenia | - | - | 1 | 1 | |
| Others | | | - | - | - | - | |
| Total Team | | | 17 | 14 | 39 | 70 | 3.40 |





P-3 VOLLEYBALL • Match players ranking




2012 NORCECA Continental U-20 SEMIFINALS

Match: 14 **Date:** 25/08/2012 **Spectators:** 600
City: Managua, Nicaragua
Hall: Polideportivo España
Match duration: **Start:** 18:00 **End:** 20:09 **Total:** 2:09

| Teams | Sets | 1 | 2 | 3 | 4 | 5 | Total |
|---------------------|----------|------|------|------|------|------|-------|
| DOM | 3 | 22 | 13 | 25 | 25 | 15 | 100 |
| USA | 2 | 25 | 25 | 21 | 22 | 10 | 103 |
| Set duration | | 0:23 | 0:21 | 0:28 | 0:29 | 0:16 | 1:57 |



DOM • Dominican Republic




Serve

Avg. by set

| Rk | No | Name | Aces | Faults | Serve Hits | Total Attempts | Note |
|-------------------|----|----------------------|------|--------|------------|----------------|------|
| 1 | 10 | Soriano Pamela | 2 | 1 | 19 | 22 | 0.40 |
| 2 | 6 | Martínez Natalia | 1 | - | 3 | 4 | 0.20 |
| 2 | 11 | Hinojosa Angélica | 1 | - | 7 | 8 | 0.20 |
| 2 | 15 | Martínez Brayelin | 1 | - | 17 | 18 | 0.20 |
| 2 | 3 | Pérez Yokaty | 1 | 1 | 8 | 10 | 0.20 |
| - | 2 | Fernandez Winifer | - | - | - | - | |
| - | 5 | Martínez Larismere | - | - | 9 | 9 | |
| - | 7 | Semfle Génesis | - | - | - | - | |
| - | 12 | Toribio Celenia | - | - | 6 | 6 | |
| - | 1 | Martínez Jineiry | - | 2 | 12 | 14 | |
| - | 18 | Gonzalez Lopez Gaila | - | 2 | 5 | 7 | |
| - | 4 | García María Yvett | - | 1 | - | 1 | |
| Others | | | - | - | - | - | |
| Total Team | | | 6 | 7 | 86 | 99 | 1.20 |

Team

| | | | | | |
|-------------------------------|----|---|--|----|--|
| Opponent errors & Team faults | 31 | 2 | | 33 | |
|-------------------------------|----|---|--|----|--|



Dig

Avg. by set

| Rk | No | Name | Digs | Faults | Receptions | Total Attempts | Note |
|-------------------|----|----------------------|------|--------|------------|----------------|------|
| 1 | 2 | Fernandez Winifer | 10 | 8 | 37 | 55 | 2.00 |
| 2 | 10 | Soriano Pamela | 4 | 9 | 12 | 25 | 0.80 |
| 3 | 18 | Gonzalez Lopez Gaila | 3 | 7 | 11 | 21 | 0.60 |
| 4 | 1 | Martínez Jineiry | 2 | 1 | 2 | 5 | 0.40 |
| 5 | 11 | Hinojosa Angélica | 1 | - | 2 | 3 | 0.20 |
| 5 | 5 | Martínez Larismere | 1 | 3 | 6 | 10 | 0.20 |
| 5 | 15 | Martínez Brayelin | 1 | 8 | 15 | 24 | 0.20 |
| 5 | 3 | Pérez Yokaty | 1 | 7 | 9 | 17 | 0.20 |
| - | 4 | García María Yvett | - | - | - | - | |
| - | 7 | Semfle Génesis | - | - | - | - | |
| - | 12 | Toribio Celenia | - | 3 | 1 | 4 | |
| - | 6 | Martínez Natalia | - | 4 | 1 | 5 | |
| Others | | | - | - | - | - | |
| Total Team | | | 23 | 50 | 96 | 169 | 4.60 |





P-3 VOLLEYBALL • Match players ranking




2012 NORCECA Continental U-20 SEMIFINALS

Match: 14 **Date:** 25/08/2012 **Spectators:** 600
City: Managua, Nicaragua
Hall: Polideportivo España
Match duration: Start: 18:00 End: 20:09 Total: 2:09

| Teams | Sets | 1 | 2 | 3 | 4 | 5 | Total |
|---------------------|----------|------|------|------|------|------|-------|
| DOM | 3 | 22 | 13 | 25 | 25 | 15 | 100 |
| USA | 2 | 25 | 25 | 21 | 22 | 10 | 103 |
| Set duration | | 0:23 | 0:21 | 0:28 | 0:29 | 0:16 | 1:57 |




DOM • Dominican Republic



Set

Avg. by set

| Rk | No | Name | Running Sets | Faults | Still Sets | Total Attempts | Note |
|-------------------|----|----------------------|--------------|--------|------------|----------------|------|
| 1 | 3 | Pérez Yokaty | 2 | 1 | 94 | 97 | 0.40 |
| 2 | 12 | Toribio Celenia | 1 | 1 | 25 | 27 | 0.20 |
| - | 1 | Martínez Jineiry | - | - | - | - | |
| - | 2 | Fernandez Winifer | - | - | - | - | |
| - | 4 | García María Yvett | - | - | - | - | |
| - | 5 | Martínez Larysmere | - | - | - | - | |
| - | 6 | Martínez Natalia | - | - | - | - | |
| - | 7 | Semfle Génesis | - | - | - | - | |
| - | 10 | Soriano Pamela | - | - | - | - | |
| - | 11 | Hinojosa Angélica | - | - | - | - | |
| - | 15 | Martínez Brayelin | - | - | - | - | |
| - | 18 | Gonzalez Lopez Gaila | - | 1 | - | 1 | |
| Others | | | - | - | - | - | |
| Total Team | | | 3 | 3 | 119 | 125 | 0.60 |



Reception

Eff. %
Limit: 25.00%

| Rk | No | Name | Excellents | Faults | Serve Receptions | Total Attempts | Note |
|-------------------|----|----------------------|------------|--------|------------------|----------------|-------|
| 1 | 2 | Fernandez Winifer | 22 | - | 13 | 35 | 62.86 |
| 2 | 15 | Martínez Brayelin | 5 | 4 | 26 | 35 | 2.86 |
| - | 10 | Soriano Pamela | 3 | - | 15 | 18 | |
| - | 6 | Martínez Natalia | 1 | - | 4 | 5 | |
| - | 5 | Martínez Larysmere | 2 | - | 2 | 4 | |
| - | 1 | Martínez Jineiry | - | - | - | - | |
| - | 3 | Pérez Yokaty | - | - | - | - | |
| - | 4 | García María Yvett | - | - | - | - | |
| - | 7 | Semfle Génesis | - | - | - | - | |
| - | 11 | Hinojosa Angélica | - | - | - | - | |
| - | 12 | Toribio Celenia | - | - | - | - | |
| - | 18 | Gonzalez Lopez Gaila | - | - | - | - | |
| Others | | | - | - | - | - | |
| Total Team | | | 33 | 4 | 60 | 97 | 29.90 |





P-3 VOLLEYBALL • Match players ranking



2012 NORCECA Continental U-20 SEMIFINALS

Match: 14 **Date:** 25/08/2012 **Spectators:** 600
City: Managua, Nicaragua
Hall: Polideportivo España
Match duration: **Start:** 18:00 **End:** 20:09 **Total:** 2:09

| Teams | Sets | 1 | 2 | 3 | 4 | 5 | Total |
|---------------------|----------|------|------|------|------|------|-------|
| DOM | 3 | 22 | 13 | 25 | 25 | 15 | 100 |
| USA | 2 | 25 | 25 | 21 | 22 | 10 | 103 |
| Set duration | | 0:23 | 0:21 | 0:28 | 0:29 | 0:16 | 1:57 |



USA • United States of America



Spike

Succ. %
Limit: 15.00%

| Rk | No | Name | Spikes | Faults | Shots | Total Attempts | Note |
|-------------------|----|--------------------|--------|--------|-------|----------------|-------|
| 1 | 15 | Rolfzen Amber | 15 | 6 | 21 | 42 | 35.71 |
| 2 | 16 | Rolfzen Kadie | 14 | 9 | 21 | 44 | 31.82 |
| - | 2 | Willey McKenzie | 6 | 5 | 11 | 22 | |
| - | 11 | Washington Haleigh | 9 | 4 | 7 | 20 | |
| - | 19 | Stahl Azariah | 2 | 7 | 11 | 20 | |
| - | 7 | Lutz Merete | 4 | - | 2 | 6 | |
| - | 8 | Humphreys Kelsey | 1 | 1 | 4 | 6 | |
| - | 14 | Fauntleroy Haley | 1 | 1 | 3 | 5 | |
| - | 3 | Hunter Kelly | - | - | - | - | |
| - | 10 | Benson Amanda | - | - | - | - | |
| - | 12 | Morin Kayla | - | - | - | - | |
| - | 13 | McClendon Maya | - | - | - | - | |
| Others | | | - | - | - | - | |
| Total Team | | | 52 | 33 | 80 | 165 | 31.52 |



Block

Avg. by set

| Rk | No | Name | Kill Blocks | Faults | Rebounds | Total Attempts | Note |
|-------------------|----|--------------------|-------------|--------|----------|----------------|------|
| 1 | 11 | Washington Haleigh | 3 | 5 | 10 | 18 | 0.60 |
| 2 | 19 | Stahl Azariah | 2 | - | 3 | 5 | 0.40 |
| 2 | 7 | Lutz Merete | 2 | 1 | 6 | 9 | 0.40 |
| 2 | 16 | Rolfzen Kadie | 2 | 1 | 4 | 7 | 0.40 |
| 5 | 2 | Willey McKenzie | 1 | 1 | 4 | 6 | 0.20 |
| 5 | 8 | Humphreys Kelsey | 1 | 3 | 6 | 10 | 0.20 |
| 5 | 14 | Fauntleroy Haley | 1 | 3 | 2 | 6 | 0.20 |
| 5 | 15 | Rolfzen Amber | 1 | 3 | 1 | 5 | 0.20 |
| - | 3 | Hunter Kelly | - | - | - | - | |
| - | 10 | Benson Amanda | - | - | - | - | |
| - | 12 | Morin Kayla | - | - | - | - | |
| - | 13 | McClendon Maya | - | - | - | - | |
| Others | | | - | - | - | - | |
| Total Team | | | 13 | 17 | 36 | 66 | 2.60 |






P-3 VOLLEYBALL • Match players ranking




2012 NORCECA Continental U-20 SEMIFINALS

Match: 14 **Date:** 25/08/2012 **Spectators:** 600
City: Managua, Nicaragua
Hall: Polideportivo España
Match duration: **Start:** 18:00 **End:** 20:09 **Total:** 2:09

| Teams | Sets | 1 | 2 | 3 | 4 | 5 | Total |
|---------------------|----------|------|------|------|------|------|-------|
| DOM | 3 | 22 | 13 | 25 | 25 | 15 | 100 |
| USA | 2 | 25 | 25 | 21 | 22 | 10 | 103 |
| Set duration | | 0:23 | 0:21 | 0:28 | 0:29 | 0:16 | 1:57 |



USA • United States of America



Serve

Avg. by set

| Rk | No | Name | Aces | Faults | Serve Hits | Total Attempts | Note |
|-------------------|----|--------------------|------|--------|------------|----------------|------|
| 1 | 15 | Rolfzen Amber | 2 | 3 | 20 | 25 | 0.40 |
| 2 | 8 | Humphreys Kelsey | 1 | - | 18 | 19 | 0.20 |
| 2 | 11 | Washington Haleigh | 1 | - | 14 | 15 | 0.20 |
| - | 2 | Willey McKenzie | - | - | 6 | 6 | |
| - | 3 | Hunter Kelly | - | - | - | - | |
| - | 7 | Lutz Merete | - | - | 9 | 9 | |
| - | 10 | Benson Amanda | - | - | - | - | |
| - | 12 | Morin Kayla | - | - | - | - | |
| - | 13 | McClendon Maya | - | - | - | - | |
| - | 19 | Stahl Azariah | - | - | 6 | 6 | |
| - | 14 | Fauntleroy Haley | - | 1 | 5 | 6 | |
| - | 16 | Rolfzen Kadie | - | 3 | 15 | 18 | |
| Others | | | - | - | - | - | |
| Total Team | | | 4 | 7 | 93 | 104 | 0.80 |

Team

| | | | | | |
|-------------------------------|----|---|--|----|--|
| Opponent errors & Team faults | 34 | 2 | | 36 | |
|-------------------------------|----|---|--|----|--|



Dig

Avg. by set

| Rk | No | Name | Digs | Faults | Receptions | Total Attempts | Note |
|-------------------|----|--------------------|------|--------|------------|----------------|------|
| 1 | 10 | Benson Amanda | 11 | 11 | 23 | 45 | 2.20 |
| 2 | 15 | Rolfzen Amber | 7 | 7 | 16 | 30 | 1.40 |
| 3 | 16 | Rolfzen Kadie | 2 | 2 | 17 | 21 | 0.40 |
| 4 | 11 | Washington Haleigh | 1 | - | 1 | 2 | 0.20 |
| 4 | 2 | Willey McKenzie | 1 | 2 | 4 | 7 | 0.20 |
| 4 | 19 | Stahl Azariah | 1 | 4 | 6 | 11 | 0.20 |
| - | 3 | Hunter Kelly | - | - | - | - | |
| - | 12 | Morin Kayla | - | - | - | - | |
| - | 13 | McClendon Maya | - | - | - | - | |
| - | 8 | Humphreys Kelsey | - | 3 | 17 | 20 | |
| - | 14 | Fauntleroy Haley | - | 1 | 2 | 3 | |
| - | 7 | Lutz Merete | - | 4 | 1 | 5 | |
| Others | | | - | - | - | - | |
| Total Team | | | 23 | 34 | 87 | 144 | 4.60 |






P-3 VOLLEYBALL • Match players ranking




2012 NORCECA Continental U-20 SEMIFINALS

Match: 14 **Date:** 25/08/2012 **Spectators:** 600
City: Managua, Nicaragua
Hall: Polideportivo España
Match duration: **Start:** 18:00 **End:** 20:09 **Total:** 2:09

| Teams | Sets | 1 | 2 | 3 | 4 | 5 | Total |
|---------------------|----------|------|------|------|------|------|-------|
| DOM | 3 | 22 | 13 | 25 | 25 | 15 | 100 |
| USA | 2 | 25 | 25 | 21 | 22 | 10 | 103 |
| Set duration | | 0:23 | 0:21 | 0:28 | 0:29 | 0:16 | 1:57 |




USA • United States of America



Set

Avg. by set

| Rk | No | Name | Running Sets | Faults | Still Sets | Total Attempts | Note |
|-------------------|----|--------------------|--------------|--------|------------|----------------|------|
| 1 | 8 | Humphreys Kelsey | 12 | 1 | 116 | 129 | 2.40 |
| - | 2 | Willey McKenzie | - | - | - | - | |
| - | 3 | Hunter Kelly | - | - | - | - | |
| - | 7 | Lutz Merete | - | - | - | - | |
| - | 10 | Benson Amanda | - | - | - | - | |
| - | 11 | Washington Haleigh | - | - | - | - | |
| - | 12 | Morin Kayla | - | - | - | - | |
| - | 13 | McClendon Maya | - | - | - | - | |
| - | 14 | Fauntleroy Haley | - | - | - | - | |
| - | 15 | Rolfzen Amber | - | - | 7 | 7 | |
| - | 16 | Rolfzen Kadie | - | - | - | - | |
| - | 19 | Stahl Azariah | - | - | - | - | |
| Others | | | - | - | - | - | |
| Total Team | | | 12 | 1 | 123 | 136 | 2.40 |



Reception

Eff. %
Limit: 25.00%

| Rk | No | Name | Excellents | Faults | Serve Receptions | Total Attempts | Note |
|-------------------|----|--------------------|------------|--------|------------------|----------------|-------|
| 1 | 10 | Benson Amanda | 20 | 3 | 14 | 37 | 45.95 |
| 2 | 16 | Rolfzen Kadie | 10 | 1 | 12 | 23 | 39.13 |
| - | 15 | Rolfzen Amber | 4 | - | 14 | 18 | |
| - | 2 | Willey McKenzie | 2 | 2 | 4 | 8 | |
| - | 19 | Stahl Azariah | 1 | - | 4 | 5 | |
| - | 14 | Fauntleroy Haley | - | - | 1 | 1 | |
| - | 3 | Hunter Kelly | - | - | - | - | |
| - | 7 | Lutz Merete | - | - | - | - | |
| - | 8 | Humphreys Kelsey | - | - | - | - | |
| - | 11 | Washington Haleigh | - | - | - | - | |
| - | 12 | Morin Kayla | - | - | - | - | |
| - | 13 | McClendon Maya | - | - | - | - | |
| Others | | | - | - | - | - | |
| Total Team | | | 37 | 6 | 49 | 92 | 33.70 |

