



P-3 VOLLEYBALL • Match players ranking



I Copa Final Four de Voleibol Masculino 2013
Preliminar Round

Match: 6 **Date:** 08/11/2013 **Spectators:** 1,125
City: Monterrey, Mexico
Hall: Ginnasio Nuevo Leon Unido
Match duration: **Start:** 19:36 **End:** 21:07 **Total:** 1:31

| Teams | Sets | 1 | 2 | 3 | 4 | 5 | Total |
|---------------------|----------|------|------|------|---|---|-------|
| MEX | 3 | 25 | 25 | 27 | | | 77 |
| CAN | 0 | 16 | 19 | 25 | | | 60 |
| Set duration | | 0:22 | 0:26 | 0:31 | | | 1:19 |



MEX • Mexico



Spike

Succ. %
Limit: 15.00%

| Rk | No | Name | Spikes | Faults | Shots | Total Attempts | Note |
|-------------------|----|----------------------------------|--------|--------|-------|----------------|-------|
| 1 | 14 | Aguilera Armendariz Tomas Alonso | 11 | 5 | 3 | 19 | 57.89 |
| 2 | 1 | Valdes Loreda Jesus Valdemar | 9 | 4 | 8 | 21 | 42.86 |
| - | 5 | Rangel Hernandez Jesus Reynold | 3 | 3 | 6 | 12 | |
| - | 17 | Orellana Hernandez Nestor Manuel | 4 | 1 | 4 | 9 | |
| - | 13 | Cordova Arvizu Samuel | 6 | - | 2 | 8 | |
| - | 8 | Herrera Corrujedo Edgar Miguel | 4 | - | 2 | 6 | |
| - | 10 | Rangel Hernandez Pedro Abraham | 4 | - | 1 | 5 | |
| - | 12 | Acosta Alvarez Guerson | 3 | - | 2 | 5 | |
| - | 4 | Ruiz De La Cruz Gonzalo | - | - | - | - | |
| - | 7 | Mendoza Perdomo Jose Roberto | - | - | - | - | |
| - | 11 | Barajas Gonzalez Jorge Alejandro | - | - | - | - | |
| - | 18 | Marquez Ivan | - | - | - | - | |
| Others | | | - | - | - | - | |
| Total Team | | | 44 | 13 | 28 | 85 | 51.76 |



Block

Avg. by set

| Rk | No | Name | Kill Blocks | Faults | Rebounds | Total Attempts | Note |
|-------------------|----|----------------------------------|-------------|--------|----------|----------------|------|
| 1 | 13 | Cordova Arvizu Samuel | 4 | 4 | 8 | 16 | 1.33 |
| 2 | 1 | Valdes Loreda Jesus Valdemar | 2 | 2 | 1 | 5 | 0.67 |
| 3 | 8 | Herrera Corrujedo Edgar Miguel | 1 | 2 | 3 | 6 | 0.33 |
| 3 | 10 | Rangel Hernandez Pedro Abraham | 1 | 2 | 3 | 6 | 0.33 |
| 3 | 14 | Aguilera Armendariz Tomas Alonso | 1 | 1 | 1 | 3 | 0.33 |
| 3 | 5 | Rangel Hernandez Jesus Reynold | 1 | 2 | 1 | 4 | 0.33 |
| - | 4 | Ruiz De La Cruz Gonzalo | - | - | - | - | |
| - | 7 | Mendoza Perdomo Jose Roberto | - | - | - | - | |
| - | 11 | Barajas Gonzalez Jorge Alejandro | - | - | - | - | |
| - | 12 | Acosta Alvarez Guerson | - | - | - | - | |
| - | 17 | Orellana Hernandez Nestor Manuel | - | - | - | - | |
| - | 18 | Marquez Ivan | - | - | - | - | |
| Others | | | - | - | - | - | |
| Total Team | | | 10 | 13 | 17 | 40 | 3.33 |



Match: 6 **Date:** 08/11/2013 **Spectators:** 1,125
City: Monterrey, Mexico
Hall: Ginnasio Nuevo Leon Unido
Match duration: **Start:** 19:36 **End:** 21:07 **Total:** 1:31

| Teams | Sets | 1 | 2 | 3 | 4 | 5 | Total |
|---------------------|----------|------|------|------|---|---|-------|
| MEX | 3 | 25 | 25 | 27 | | | 77 |
| CAN | 0 | 16 | 19 | 25 | | | 60 |
| Set duration | | 0:22 | 0:26 | 0:31 | | | 1:19 |



MEX • Mexico



Serve

Avg. by set

| Rk | No | Name | Aces | Faults | Serve Hits | Total Attempts | Note |
|-------------------|----|----------------------------------|------|--------|------------|----------------|------|
| 1 | 10 | Rangel Hernandez Pedro Abraham | 2 | 1 | 5 | 8 | 0.67 |
| 2 | 5 | Rangel Hernandez Jesus Reynold | 1 | 1 | 15 | 17 | 0.33 |
| - | 7 | Mendoza Perdomo Jose Roberto | - | - | - | - | |
| - | 8 | Herrera Corrujedo Edgar Miguel | - | - | 9 | 9 | |
| - | 12 | Acosta Alvarez Guerson | - | - | 4 | 4 | |
| - | 13 | Cordova Arvizu Samuel | - | - | 8 | 8 | |
| - | 18 | Marquez Ivan | - | - | - | - | |
| - | 1 | Valdes Loreda Jesus Valdemar | - | 3 | 9 | 12 | |
| - | 11 | Barajas Gonzalez Jorge Alejandro | - | 2 | 6 | 8 | |
| - | 14 | Aguilera Armendariz Tomas Alonso | - | 2 | 4 | 6 | |
| - | 4 | Ruiz De La Cruz Gonzalo | - | 1 | - | 1 | |
| - | 17 | Orellana Hernandez Nestor Manuel | - | 1 | - | 1 | |
| Others | | | - | - | - | - | |
| Total Team | | | 3 | 11 | 60 | 74 | 1.00 |

Team

| | | | | | |
|-------------------------------|----|---|--|----|--|
| Opponent errors & Team faults | 20 | 4 | | 24 | |
|-------------------------------|----|---|--|----|--|



Dig

Avg. by set

| Rk | No | Name | Digs | Faults | Receptions | Total Attempts | Note |
|-------------------|----|----------------------------------|------|--------|------------|----------------|------|
| 1 | 1 | Valdes Loreda Jesus Valdemar | 6 | 1 | 1 | 8 | 2.00 |
| 2 | 7 | Mendoza Perdomo Jose Roberto | 5 | 8 | 2 | 15 | 1.67 |
| 3 | 5 | Rangel Hernandez Jesus Reynold | 4 | 2 | 1 | 7 | 1.33 |
| 4 | 13 | Cordova Arvizu Samuel | 2 | 1 | 3 | 6 | 0.67 |
| 4 | 17 | Orellana Hernandez Nestor Manuel | 2 | 1 | - | 3 | 0.67 |
| 6 | 10 | Rangel Hernandez Pedro Abraham | 1 | 1 | 3 | 5 | 0.33 |
| 6 | 11 | Barajas Gonzalez Jorge Alejandro | 1 | 1 | 2 | 4 | 0.33 |
| 6 | 12 | Acosta Alvarez Guerson | 1 | 2 | - | 3 | 0.33 |
| - | 4 | Ruiz De La Cruz Gonzalo | - | - | - | - | |
| - | 8 | Herrera Corrujedo Edgar Miguel | - | - | - | - | |
| - | 14 | Aguilera Armendariz Tomas Alonso | - | - | 3 | 3 | |
| - | 18 | Marquez Ivan | - | - | - | - | |
| Others | | | - | - | - | - | |
| Total Team | | | 22 | 17 | 15 | 54 | 7.33 |



P-3 VOLLEYBALL • Match players ranking




I Copa Final Four de Voleibol Masculino 2013 Preliminar Round

Match: 6 **Date:** 08/11/2013 **Spectators:** 1,125
City: Monterrey, Mexico
Hall: Ginnasio Nuevo Leon Unido
Match duration: **Start:** 19:36 **End:** 21:07 **Total:** 1:31

| Teams | Sets | 1 | 2 | 3 | 4 | 5 | Total |
|---------------------|----------|------|------|------|---|---|-------|
| MEX | 3 | 25 | 25 | 27 | | | 77 |
| CAN | 0 | 16 | 19 | 25 | | | 60 |
| Set duration | | 0:22 | 0:26 | 0:31 | | | 1:19 |




MEX • Mexico



Set

Avg. by set

| Rk | No | Name | Running Sets | Faults | Still Sets | Total Attempts | Note |
|-------------------|----|----------------------------------|--------------|--------|------------|----------------|-------|
| 1 | 10 | Rangel Hernandez Pedro Abraham | 25 | - | 16 | 41 | 8.33 |
| 2 | 11 | Barajas Gonzalez Jorge Alejandro | 14 | - | 18 | 32 | 4.67 |
| 3 | 7 | Mendoza Perdomo Jose Roberto | 1 | - | 3 | 4 | 0.33 |
| - | 1 | Valdes Loreda Jesus Valdemar | - | - | - | - | |
| - | 4 | Ruiz De La Cruz Gonzalo | - | - | - | - | |
| - | 5 | Rangel Hernandez Jesus Reynold | - | - | 1 | 1 | |
| - | 8 | Herrera Corrujedo Edgar Miguel | - | - | 1 | 1 | |
| - | 12 | Acosta Alvarez Guerson | - | - | - | - | |
| - | 13 | Cordova Arvizu Samuel | - | - | - | - | |
| - | 14 | Aguilera Armendariz Tomas Alonso | - | - | 1 | 1 | |
| - | 17 | Orellana Hernandez Nestor Manuel | - | - | - | - | |
| - | 18 | Marquez Ivan | - | - | - | - | |
| Others | | | - | - | - | - | |
| Total Team | | | 40 | - | 40 | 80 | 13.33 |



Reception

Eff. %
Limit: 25.00%

| Rk | No | Name | Excellents | Faults | Serve Receptions | Total Attempts | Note |
|-------------------|----|----------------------------------|------------|--------|------------------|----------------|-------|
| 1 | 1 | Valdes Loreda Jesus Valdemar | 12 | - | 2 | 14 | 85.71 |
| 2 | 5 | Rangel Hernandez Jesus Reynold | 17 | - | 5 | 22 | 77.27 |
| - | 7 | Mendoza Perdomo Jose Roberto | 8 | 2 | 2 | 12 | |
| - | 8 | Herrera Corrujedo Edgar Miguel | 3 | - | 2 | 5 | |
| - | 4 | Ruiz De La Cruz Gonzalo | - | - | - | - | |
| - | 10 | Rangel Hernandez Pedro Abraham | - | - | - | - | |
| - | 11 | Barajas Gonzalez Jorge Alejandro | - | - | - | - | |
| - | 12 | Acosta Alvarez Guerson | - | - | - | - | |
| - | 13 | Cordova Arvizu Samuel | - | - | - | - | |
| - | 14 | Aguilera Armendariz Tomas Alonso | - | - | - | - | |
| - | 17 | Orellana Hernandez Nestor Manuel | - | - | - | - | |
| - | 18 | Marquez Ivan | - | - | - | - | |
| Others | | | - | - | - | - | |
| Total Team | | | 40 | 2 | 11 | 53 | 71.70 |





P-3 VOLLEYBALL • Match players ranking



I Copa Final Four de Voleibol Masculino 2013
Preliminar Round

Match: 6 **Date:** 08/11/2013 **Spectators:** 1,125
City: Monterrey, Mexico
Hall: Ginnasio Nuevo Leon Unido
Match duration: **Start:** 19:36 **End:** 21:07 **Total:** 1:31

| Teams | Sets | 1 | 2 | 3 | 4 | 5 | Total |
|---------------------|----------|------|------|------|---|---|-------|
| MEX | 3 | 25 | 25 | 27 | | | 77 |
| CAN | 0 | 16 | 19 | 25 | | | 60 |
| Set duration | | 0:22 | 0:26 | 0:31 | | | 1:19 |



CAN • Canada



Spike

Succ. %
Limit: 15.00%

| Rk | No | Name | Spikes | Faults | Shots | Total Attempts | Note |
|-------------------|----|-------------------------------|--------|--------|-------|----------------|-------|
| 1 | 14 | Pischke Dane | 12 | 5 | 11 | 28 | 42.86 |
| 2 | 16 | Gotch Steve | 6 | 4 | 13 | 23 | 26.09 |
| 3 | 4 | Stephens Andrew John Sterling | 4 | 3 | 9 | 16 | 25.00 |
| - | 2 | Hamilton Lee Aaron | 5 | 1 | 1 | 7 | |
| - | 8 | Brooks Joseph Nestor | 1 | 1 | 2 | 4 | |
| - | 19 | Voth Christopher Henry Landon | 2 | - | - | 2 | |
| - | 20 | Boudreault Justin | 1 | - | - | 1 | |
| - | 22 | Broome Mark | - | - | 1 | 1 | |
| - | 10 | Marshall Steve James Douglas | - | 1 | - | 1 | |
| - | 9 | Schneider Dustin | - | - | - | - | |
| - | 11 | Brinkman Steve | - | - | - | - | |
| - | 13 | Lortie Jeremie | - | - | - | - | |
| Others | | | - | - | - | - | |
| Total Team | | | 31 | 15 | 37 | 83 | 37.35 |



Block

Avg. by set

| Rk | No | Name | Kill Blocks | Faults | Rebounds | Total Attempts | Note |
|-------------------|----|-------------------------------|-------------|--------|----------|----------------|------|
| 1 | 14 | Pischke Dane | 2 | 1 | 2 | 5 | 0.67 |
| 1 | 2 | Hamilton Lee Aaron | 2 | 3 | 4 | 9 | 0.67 |
| 3 | 8 | Brooks Joseph Nestor | 1 | 5 | 3 | 9 | 0.33 |
| 3 | 4 | Stephens Andrew John Sterling | 1 | 4 | 2 | 7 | 0.33 |
| - | 9 | Schneider Dustin | - | - | - | - | |
| - | 10 | Marshall Steve James Douglas | - | - | - | - | |
| - | 11 | Brinkman Steve | - | - | - | - | |
| - | 13 | Lortie Jeremie | - | - | - | - | |
| - | 19 | Voth Christopher Henry Landon | - | - | 1 | 1 | |
| - | 22 | Broome Mark | - | - | - | - | |
| - | 20 | Boudreault Justin | - | 1 | 1 | 2 | |
| - | 16 | Gotch Steve | - | 2 | - | 2 | |
| Others | | | - | - | - | - | |
| Total Team | | | 6 | 16 | 13 | 35 | 2.00 |




Match: 6 **Date:** 08/11/2013 **Spectators:** 1,125
City: Monterrey, Mexico
Hall: Ginnasio Nuevo Leon Unido
Match duration: **Start:** 19:36 **End:** 21:07 **Total:** 1:31

| Teams | Sets | 1 | 2 | 3 | 4 | 5 | Total |
|---------------------|----------|------|------|------|---|---|-------|
| MEX | 3 | 25 | 25 | 27 | | | 77 |
| CAN | 0 | 16 | 19 | 25 | | | 60 |
| Set duration | | 0:22 | 0:26 | 0:31 | | | 1:19 |



CAN • Canada



Serve

Avg. by set

| Rk | No | Name | Aces | Faults | Serve Hits | Total Attempts | Note |
|-------------------|----|-------------------------------|------|--------|------------|----------------|------|
| 1 | 16 | Gotch Steve | 2 | 3 | 6 | 11 | 0.67 |
| - | 2 | Hamilton Lee Aaron | - | - | 10 | 10 | |
| - | 10 | Marshall Steve James Douglas | - | - | - | - | |
| - | 11 | Brinkman Steve | - | - | - | - | |
| - | 13 | Lortie Jeremie | - | - | - | - | |
| - | 20 | Boudreault Justin | - | - | 12 | 12 | |
| - | 22 | Broome Mark | - | - | - | - | |
| - | 4 | Stephens Andrew John Sterling | - | 2 | 9 | 11 | |
| - | 8 | Brooks Joseph Nestor | - | 2 | 6 | 8 | |
| - | 9 | Schneider Dustin | - | 1 | 2 | 3 | |
| - | 14 | Pischke Dane | - | 2 | 3 | 5 | |
| - | 19 | Voth Christopher Henry Landon | - | 1 | 1 | 2 | |
| Others | | | - | - | - | - | |
| Total Team | | | 2 | 11 | 49 | 62 | 0.67 |

Team

| | | | | | |
|-------------------------------|----|---|--|----|--|
| Opponent errors & Team faults | 21 | 7 | | 28 | |
|-------------------------------|----|---|--|----|--|



Dig

Avg. by set

| Rk | No | Name | Digs | Faults | Receptions | Total Attempts | Note |
|-------------------|----|-------------------------------|------|--------|------------|----------------|------|
| 1 | 10 | Marshall Steve James Douglas | 7 | 5 | 4 | 16 | 2.33 |
| 2 | 20 | Boudreault Justin | 3 | 5 | 3 | 11 | 1.00 |
| 3 | 2 | Hamilton Lee Aaron | 2 | - | 2 | 4 | 0.67 |
| 3 | 4 | Stephens Andrew John Sterling | 2 | 5 | 2 | 9 | 0.67 |
| 5 | 22 | Broome Mark | 1 | - | 1 | 2 | 0.33 |
| 5 | 14 | Pischke Dane | 1 | 1 | - | 2 | 0.33 |
| 5 | 16 | Gotch Steve | 1 | 3 | - | 4 | 0.33 |
| - | 11 | Brinkman Steve | - | - | - | - | |
| - | 13 | Lortie Jeremie | - | - | - | - | |
| - | 19 | Voth Christopher Henry Landon | - | - | - | - | |
| - | 9 | Schneider Dustin | - | 2 | 1 | 3 | |
| - | 8 | Brooks Joseph Nestor | - | 2 | - | 2 | |
| Others | | | - | - | - | - | |
| Total Team | | | 17 | 23 | 13 | 53 | 5.67 |



P-3 VOLLEYBALL • Match players ranking



I Copa Final Four de Voleibol Masculino 2013
Preliminar Round


Match: 6 **Date:** 08/11/2013 **Spectators:** 1,125
City: Monterrey, Mexico
Hall: Ginnasio Nuevo Leon Unido
Match duration: **Start:** 19:36 **End:** 21:07 **Total:** 1:31

| Teams | Sets | 1 | 2 | 3 | 4 | 5 | Total |
|---------------------|----------|------|------|------|---|---|-------|
| MEX | 3 | 25 | 25 | 27 | | | 77 |
| CAN | 0 | 16 | 19 | 25 | | | 60 |
| Set duration | | 0:22 | 0:26 | 0:31 | | | 1:19 |



CAN • Canada


| Rk | No | Name | Running Sets | Faults | Still Sets | Total Attempts | Note |
|-------------------|----|-------------------------------|--------------|--------|------------|----------------|-------|
| 1 | 20 | Boudreault Justin | 35 | 1 | 27 | 63 | 11.67 |
| 2 | 9 | Schneider Dustin | 3 | - | 3 | 6 | 1.00 |
| 3 | 4 | Stephens Andrew John Sterling | 2 | - | 1 | 3 | 0.67 |
| 3 | 10 | Marshall Steve James Douglas | 2 | - | 4 | 6 | 0.67 |
| - | 2 | Hamilton Lee Aaron | - | - | 1 | 1 | |
| - | 8 | Brooks Joseph Nestor | - | - | 2 | 2 | |
| - | 11 | Brinkman Steve | - | - | - | - | |
| - | 13 | Lortie Jeremie | - | - | - | - | |
| - | 14 | Pischke Dane | - | - | 2 | 2 | |
| - | 16 | Gotch Steve | - | - | - | - | |
| - | 19 | Voth Christopher Henry Landon | - | - | - | - | |
| - | 22 | Broome Mark | - | - | - | - | |
| Others | | | - | - | - | - | |
| Total Team | | | 42 | 1 | 40 | 83 | 14.00 |



Set

Avg. by set

| Rk | No | Name | Excellents | Faults | Serve Receptions | Total Attempts | Note |
|-------------------|----|-------------------------------|------------|--------|------------------|----------------|-------|
| 1 | 4 | Stephens Andrew John Sterling | 18 | 3 | 6 | 27 | 55.56 |
| 2 | 16 | Gotch Steve | 12 | - | 10 | 22 | 54.55 |
| - | 10 | Marshall Steve James Douglas | 8 | 1 | 1 | 10 | |
| - | 19 | Voth Christopher Henry Landon | 1 | - | 3 | 4 | |
| - | 2 | Hamilton Lee Aaron | 1 | - | - | 1 | |
| - | 8 | Brooks Joseph Nestor | - | - | - | - | |
| - | 9 | Schneider Dustin | - | - | - | - | |
| - | 11 | Brinkman Steve | - | - | - | - | |
| - | 13 | Lortie Jeremie | - | - | - | - | |
| - | 14 | Pischke Dane | - | - | - | - | |
| - | 20 | Boudreault Justin | - | - | - | - | |
| - | 22 | Broome Mark | - | - | - | - | |
| Others | | | - | - | - | - | |
| Total Team | | | 40 | 4 | 20 | 64 | 56.25 |



Reception

Eff. %
Limit: 25.00%

