



P-3 VOLLEYBALL • Match players ranking

NORCEGA WOMEN'S CONTINENTAL CHAMPIONSHIP 2013 GROUP A



Match: 1 **Date:** 9/16/2013 **Spectators:** 400
City: Omaha, Nebraska
Hall: Ralston Arena
Match duration: Start: 16:00 End: 17:10 Total: 1:10

Teams	Sets	1	2	3	4	5	Total
DOM	3	25	25	25			75
CRC	0	13	6	20			39
Set duration		0:19	0:18	0:27			1:04




DOM • Dominican Republic



Spike

Succ. %
Limit: 15.00%

Rk	No	Name	Spikes	Faults	Shots	Total Attempts	Note
1	14	Rivera Brens Prisilla (OH)	9	-	2	11	81.82
2	17	Mambru Casilla Gina (OPP)	9	2	7	18	50.00
-	20	Martinez Brayelin (OH)	2	2	6	10	
-	18	de La Cruz Bethania (OH)	5	-	4	9	
-	4	Fersola Norberto Marianne (MB)	4	-	3	7	
-	16	Peña Isabel Yonkaira (OH)	4	1	1	6	
-	1	Vargas Valdez Annerys (MB)	3	-	2	5	
-	8	Arias Perez Candida (MB)	3	-	1	4	
-	12	Echenique Medina Karla (S)	1	1	-	2	
-	5	Castillo Brenda (L)	-	-	-	-	
-	7	Marte Frica Niverka (S)	-	-	-	-	
-	19	Binet Stephens Ana Yorkira (OH)	-	-	-	-	
Others			-	-	-	-	
Total Team			40	6	26	72	55.56



Block

Avg. by set

Rk	No	Name	Kill Blocks	Faults	Rebounds	Total Attempts	Note
1	1	Vargas Valdez Annerys (MB)	2	1	-	3	0.67
1	17	Mambru Casilla Gina (OPP)	2	2	-	4	0.67
3	8	Arias Perez Candida (MB)	1	1	1	3	0.33
3	18	de La Cruz Bethania (OH)	1	1	1	3	0.33
3	4	Fersola Norberto Marianne (MB)	1	2	1	4	0.33
-	5	Castillo Brenda (L)	-	-	-	-	
-	14	Rivera Brens Prisilla (OH)	-	-	-	-	
-	19	Binet Stephens Ana Yorkira (OH)	-	-	-	-	
-	7	Marte Frica Niverka (S)	-	1	1	2	
-	12	Echenique Medina Karla (S)	-	1	-	1	
-	16	Peña Isabel Yonkaira (OH)	-	1	-	1	
-	20	Martinez Brayelin (OH)	-	1	-	1	
Others			-	-	-	-	
Total Team			7	11	4	22	2.33





P-3 VOLLEYBALL • Match players ranking

NORCEGA WOMEN'S CONTINENTAL CHAMPIONSHIP 2013 GROUP A




Match: 1 **Date:** 9/16/2013 **Spectators:** 400
City: Omaha, Nebraska
Hall: Ralston Arena
Match duration: Start: 16:00 End: 17:10 Total: 1:10

Teams	Sets	1	2	3	4	5	Total
DOM	3	25	25	25			75
CRC	0	13	6	20			39
Set duration		0:19	0:18	0:27			1:04



DOM • Dominican Republic

Rk	No	Name	Aces	Faults	Serve Hits	Total Attempts	Note
1	20	Martinez Brayelin (OH)	2	-	3	5	0.67
1	1	Vargas Valdez Annerys (MB)	2	2	3	7	0.67
3	4	Fersola Norberto Marianne (MB)	1	-	9	10	0.33
3	7	Marte Frica Niverka (S)	1	-	10	11	0.33
3	18	de La Cruz Bethania (OH)	1	2	6	9	0.33
3	8	Arias Perez Candida (MB)	1	2	3	6	0.33
-	5	Castillo Brenda (L)	-	-	-	-	
-	12	Echenique Medina Karla (S)	-	-	3	3	
-	16	Peña Isabel Yonkaira (OH)	-	-	2	2	
-	19	Binet Stephens Ana Yorkira (OH)	-	-	5	5	
-	17	Mambro Casilla Gina (OPP)	-	1	9	10	
-	14	Rivera Brens Prisilla (OH)	-	1	4	5	
Others			-	-	-	-	
Total Team			8	8	57	73	2.67



Serve

Avg. by set

Team	Opponent errors & Team faults	Aces	Faults	Serve Hits	Total Attempts	Note
	Opponent errors & Team faults	20	-		20	

Rk	No	Name	Digs	Faults	Receptions	Total Attempts	Note
1	5	Castillo Brenda (L)	11	-	1	12	3.67
2	17	Mambro Casilla Gina (OPP)	5	1	-	6	1.67
3	16	Peña Isabel Yonkaira (OH)	4	-	-	4	1.33
3	20	Martinez Brayelin (OH)	4	-	-	4	1.33
5	18	de La Cruz Bethania (OH)	3	-	1	4	1.00
6	1	Vargas Valdez Annerys (MB)	2	-	1	3	0.67
6	12	Echenique Medina Karla (S)	2	-	-	2	0.67
8	4	Fersola Norberto Marianne (MB)	1	-	-	1	0.33
8	8	Arias Perez Candida (MB)	1	-	-	1	0.33
8	14	Rivera Brens Prisilla (OH)	1	1	-	2	0.33
-	19	Binet Stephens Ana Yorkira (OH)	-	-	-	-	
-	7	Marte Frica Niverka (S)	-	1	1	2	
Others			-	-	-	-	
Total Team			34	3	4	41	11.33



Dig

Avg. by set





P-3 VOLLEYBALL • Match players ranking

NORCEGA WOMEN'S CONTINENTAL CHAMPIONSHIP 2013 GROUP A



Match: 1 **Date:** 9/16/2013 **Spectators:** 400
City: Omaha, Nebraska
Hall: Ralston Arena
Match duration: Start: 16:00 End: 17:10 Total: 1:10

Teams	Sets	1	2	3	4	5	Total
DOM	3	25	25	25			75
CRC	0	13	6	20			39
Set duration		0:19	0:18	0:27			1:04




DOM • Dominican Republic



Set

Avg. by set

Rk	No	Name	Running Sets	Faults	Still Sets	Total Attempts	Note
1	7	Marte Frica Niverka (S)	7	-	24	31	2.33
2	12	Echenique Medina Karla (S)	5	1	16	22	1.67
-	4	Fersola Norberto Marianne (MB)	-	-	2	2	
-	5	Castillo Brenda (L)	-	-	3	3	
-	8	Arias Perez Candida (MB)	-	-	1	1	
-	14	Rivera Brens Prisilla (OH)	-	-	2	2	
-	16	Peña Isabel Yonkaira (OH)	-	-	-	-	
-	17	Mambru Casilla Gina (OPP)	-	-	-	-	
-	18	de La Cruz Bethania (OH)	-	-	1	1	
-	19	Binet Stephens Ana Yorkira (OH)	-	-	1	1	
-	20	Martinez Brayelin (OH)	-	-	1	1	
-	1	Vargas Valdez Annerys (MB)	-	1	-	1	
Others			-	-	-	-	
Total Team			12	2	51	65	4.00



Reception

Eff. %
Limit: 25.00%

Rk	No	Name	Excellents	Faults	Serve Receptions	Total Attempts	Note
1	5	Castillo Brenda (L)	8	-	1	9	88.89
2	16	Peña Isabel Yonkaira (OH)	7	2	1	10	50.00
-	14	Rivera Brens Prisilla (OH)	3	1	1	5	
-	18	de La Cruz Bethania (OH)	4	-	-	4	
-	20	Martinez Brayelin (OH)	2	-	1	3	
-	17	Mambru Casilla Gina (OPP)	1	-	-	1	
-	1	Vargas Valdez Annerys (MB)	-	-	-	-	
-	4	Fersola Norberto Marianne (MB)	-	-	-	-	
-	7	Marte Frica Niverka (S)	-	-	-	-	
-	8	Arias Perez Candida (MB)	-	-	-	-	
-	12	Echenique Medina Karla (S)	-	-	-	-	
-	19	Binet Stephens Ana Yorkira (OH)	-	-	-	-	
Others			-	-	-	-	
Total Team			25	3	4	32	68.75





P-3 VOLLEYBALL • Match players ranking

NORCEGA WOMEN'S CONTINENTAL CHAMPIONSHIP 2013 GROUP A



Match: 1 **Date:** 9/16/2013 **Spectators:** 400
City: Omaha, Nebraska
Hall: Ralston Arena
Match duration: Start: 16:00 End: 17:10 Total: 1:10

Teams	Sets	1	2	3	4	5	Total
DOM	3	25	25	25			75
CRC	0	13	6	20			39
Set duration		0:19	0:18	0:27			1:04



CRC • Costa Rica



Spike

Succ. %
Limit: 15.00%

Rk	No	Name	Spikes	Faults	Shots	Total Attempts	Note
1	10	Ramierz Vargas Paola (OPP)	6	1	8	15	40.00
2	6	Willis Lindo Angela (OH)	7	4	9	20	35.00
3	9	Willis Verania (OH)	5	6	7	18	27.78
-	16	Hines Cuza Mijal (MB)	3	1	-	4	
-	11	Vargas Daniela (MB)	1	1	1	3	
-	4	Gamboa Johanna (MB)	-	-	2	2	
-	1	Thompson Smith Dionisia (S)	-	-	1	1	
-	3	Murillo Chavez Viviana (L)	-	-	-	-	
-	7	Gonzalez Yulianna (S)	-	-	-	-	
-	12	Castro Marin Monica (OPP)	-	-	-	-	
-	14	Fonseca Irene Catalina (S)	-	-	-	-	
-	18	Sibaja Alfaro Evelyn (OH)	-	-	-	-	
Others			-	-	-	-	
Total Team			22	13	28	63	34.92



Block

Avg. by set

Rk	No	Name	Kill Blocks	Faults	Rebounds	Total Attempts	Note
1	10	Ramierz Vargas Paola (OPP)	1	-	-	1	0.33
1	11	Vargas Daniela (MB)	1	2	3	6	0.33
-	3	Murillo Chavez Viviana (L)	-	-	-	-	
-	7	Gonzalez Yulianna (S)	-	-	-	-	
-	12	Castro Marin Monica (OPP)	-	-	-	-	
-	14	Fonseca Irene Catalina (S)	-	-	-	-	
-	16	Hines Cuza Mijal (MB)	-	-	-	-	
-	18	Sibaja Alfaro Evelyn (OH)	-	-	-	-	
-	1	Thompson Smith Dionisia (S)	-	1	1	2	
-	4	Gamboa Johanna (MB)	-	1	-	1	
-	6	Willis Lindo Angela (OH)	-	1	-	1	
-	9	Willis Verania (OH)	-	2	-	2	
Others			-	-	-	-	
Total Team			2	7	4	13	0.67





P-3 VOLLEYBALL • Match players ranking

NORCEGA WOMEN'S CONTINENTAL CHAMPIONSHIP 2013 GROUP A




Match: 1 **Date:** 9/16/2013 **Spectators:** 400
City: Omaha, Nebraska
Hall: Ralston Arena
Match duration: Start: 16:00 End: 17:10 Total: 1:10

Teams	Sets	1	2	3	4	5	Total
DOM	3	25	25	25			75
CRC	0	13	6	20			39
Set duration		0:19	0:18	0:27			1:04



CRC • Costa Rica




Serve

Avg. by set

Rk	No	Name	Aces	Faults	Serve Hits	Total Attempts	Note
1	16	Hines Cuza Mijal (MB)	2	2	4	8	0.67
2	9	Willis Verania (OH)	1	-	5	6	0.33
-	3	Murillo Chavez Viviana (L)	-	-	-	-	
-	4	Gamboa Johanna (MB)	-	-	2	2	
-	7	Gonzalez Yulianna (S)	-	-	1	1	
-	10	Ramierz Vargas Paola (OPP)	-	-	5	5	
-	12	Castro Marin Monica (OPP)	-	-	-	-	
-	18	Sibaja Alfaro Evelyn (OH)	-	-	1	1	
-	6	Willis Lindo Angela (OH)	-	1	5	6	
-	11	Vargas Daniela (MB)	-	1	2	3	
-	1	Thompson Smith Dionisia (S)	-	3	3	6	
-	14	Fonseca Irene Catalina (S)	-	1	1	2	
Others			-	-	-	-	
Total Team			3	8	29	40	1.00

Team

Opponent errors & Team faults	12	-		12	
-------------------------------	----	---	--	----	--



Dig

Avg. by set

Rk	No	Name	Digs	Faults	Receptions	Total Attempts	Note
1	3	Murillo Chavez Viviana (L)	4	-	-	4	1.33
2	1	Thompson Smith Dionisia (S)	3	-	-	3	1.00
2	10	Ramierz Vargas Paola (OPP)	3	3	3	9	1.00
4	6	Willis Lindo Angela (OH)	2	-	1	3	0.67
4	9	Willis Verania (OH)	2	2	5	9	0.67
6	11	Vargas Daniela (MB)	1	-	1	2	0.33
6	16	Hines Cuza Mijal (MB)	1	-	-	1	0.33
6	14	Fonseca Irene Catalina (S)	1	1	-	2	0.33
-	4	Gamboa Johanna (MB)	-	-	-	-	
-	7	Gonzalez Yulianna (S)	-	-	-	-	
-	12	Castro Marin Monica (OPP)	-	-	-	-	
-	18	Sibaja Alfaro Evelyn (OH)	-	-	-	-	
Others			-	-	-	-	
Total Team			17	6	10	33	5.67





P-3 VOLLEYBALL • Match players ranking

NORCEGA WOMEN'S CONTINENTAL CHAMPIONSHIP 2013 GROUP A



Match: 1 **Date:** 9/16/2013 **Spectators:** 400
City: Omaha, Nebraska
Hall: Ralston Arena
Match duration: Start: 16:00 End: 17:10 Total: 1:10

Teams	Sets	1	2	3	4	5	Total
DOM	3	25	25	25			75
CRC	0	13	6	20			39
Set duration		0:19	0:18	0:27			1:04




CRC • Costa Rica



Set

Avg. by set

Rk	No	Name	Running Sets	Faults	Still Sets	Total Attempts	Note
1	1	Thompson Smith Dionisia (S)	7	1	26	34	2.33
2	14	Fonseca Irene Catalina (S)	2	-	19	21	0.67
-	3	Murillo Chavez Viviana (L)	-	-	5	5	
-	4	Gamboa Johanna (MB)	-	-	1	1	
-	6	Willis Lindo Angela (OH)	-	-	-	-	
-	7	Gonzalez Yulianna (S)	-	-	-	-	
-	9	Willis Verania (OH)	-	-	-	-	
-	10	Ramierz Vargas Paola (OPP)	-	-	1	1	
-	12	Castro Marin Monica (OPP)	-	-	-	-	
-	16	Hines Cuza Mijal (MB)	-	-	2	2	
-	18	Sibaja Alfaro Evelyn (OH)	-	-	-	-	
-	11	Vargas Daniela (MB)	-	1	-	1	
Others			-	-	-	-	
Total Team			9	2	54	65	3.00



Reception

Eff. %
Limit: 25.00%

Rk	No	Name	Excellents	Faults	Serve Receptions	Total Attempts	Note
1	9	Willis Verania (OH)	13	1	9	23	52.17
2	6	Willis Lindo Angela (OH)	16	8	4	28	28.57
-	3	Murillo Chavez Viviana (L)	12	-	1	13	
-	1	Thompson Smith Dionisia (S)	-	-	-	-	
-	4	Gamboa Johanna (MB)	-	-	-	-	
-	7	Gonzalez Yulianna (S)	-	-	-	-	
-	11	Vargas Daniela (MB)	-	-	-	-	
-	12	Castro Marin Monica (OPP)	-	-	-	-	
-	14	Fonseca Irene Catalina (S)	-	-	-	-	
-	16	Hines Cuza Mijal (MB)	-	-	-	-	
-	18	Sibaja Alfaro Evelyn (OH)	-	-	-	-	
-	10	Ramierz Vargas Paola (OPP)	-	1	-	1	
Others			-	-	-	-	
Total Team			41	10	14	65	47.69

