



Carolina, Puerto Rico * Coliseo Guillermo Angulo* 17-20 de mayo de 2014



COSTA RICA



GUATEMALA



REPUBLICA DOMINICANA



PUERTO RICO

BOLETIN #2



17 de mayo de 2014





Go beyond
your limits!



Competition Schedule

2014 World Championship Qualification

Mens PlayOff - **Carolina, Puerto Rico - July 15-21**

No.	Date	Time	Teams			Set	Result per set (points)				
							1	2	3	4	5
1	17-Jul	17:00	GUA	vs	DOM	0-3	27-29	13-25	18-25		
2	17-Jul	19:30	PUR	vs	CRC	3-0	25-16	25-19	25-14		
3	18-Jul	17:00	DOM	vs	CRC	0-0					
4	18-Jul	19:30	PUR	vs	GUA	0-0					
5	19-Jul	17:00	CRC	vs	GUA	0-0					
6	19-Jul	19:30	PUR	vs	DOM	0-0					

No.	Date	Time	Teams			Set	Result per set (points)				
							1	2	3	4	5
FINALS											
7	20-Jul	16:30	3rd	vs	4th	0-0					
8	20-Jul	19:00	1st	vs	2nd	0-0					

**2014 World Championship Qualification Tournament Play Off Final Round
 July 15-21, 2014 / Carolina, Puerto Rico
 Programa de Entrenamiento / Training Schedule**

Día / Day	Hora / Time	Coliseo Guillermo Angulo - Competition Venue	Albergue Olimpico - Training I	Albergue Olimpico - Training II
18-jul-14	9:00		DOM (17:00)	CRC (17:00)
	10:30		GUA (19:30)	PUR (19:30)
	17:00	DOM vs CRC		
	19:30	GUA vs PUR		
19-jul-14	9:00		CRC (17:00)	GUA (17:00)
	10:30		DOM (19:30)	PUR (19:30)
	17:00	CRC vs GUA		
	19:30	PUR vs DOM		
20-jul-14	9:00		3RD (16:30)	4TH (16:30)
	10:30		1ST (19:00)	2ND (19:00)
	16:30	3RD VS 4TH		
	19:00	1ST VS 2ND		



P-4 VOLLEYBALL • Collated results & ranking



2014 Men's World Championship Final Qualification
Results of Thursday, July 17, 2014

MATCH RESULTS

Preliminary Round

No	Date	Teams	Set	Result per set (points)					Total Points	Time	Spectators
				1	2	3	4	5			
1	7/17/2014	GUA - DOM	0-3	27-29	13-25	18-25			58- 79	1:18	100
2	7/17/2014	PUR - CRC	3-0	25-16	25-19	25-14			75- 49	1:19	300
3	7/18/2014	DOM - CRC									
4	7/18/2014	PUR - GUA									
5	7/19/2014	CRC - GUA									
6	7/19/2014	PUR - DOM									

TEAM RANKING

Preliminary Round

Rk	Code	Team	Matches				Results Details						Sets			Points		
			Pts	T	W	L	3-0	3-1	3-2	2-3	1-3	0-3	W	L	Ratio	W	L	Ratio
1	PUR	Puerto Rico	5	1	1	0	1	0	0	0	0	0	3	0	MAX	75	49	1.531
2	DOM	Dominican Republic	5	1	1	0	1	0	0	0	0	0	3	0	MAX	79	58	1.362
3	GUA	Guatemala	0	1	0	1	0	0	0	0	1	0	3			58	79	0.734
4	CRC	Costa Rica	0	1	0	1	0	0	0	0	1	0	3			49	75	0.653





P-2 VOLLEYBALL • Match result



2014 Men's World Championship Final Qualification Preliminary Round

Match: 1 **Date:** 7/17/2014 **Spectators:** 100
City: Carolina, PR
Hall: Coliseo Guillermo Angulo
Match duration: **Start:** 17:12 **End:** 18:30 **Total:** 1:18

Teams	Sets	1	2	3	4	5	Total
GUA	0	27	13	18			58
DOM	3	29	25	25			79
Set duration		0:29	0:19	0:24			1:12

Referees: Mora, Marvin (CRC) & Rivera, Juan F. (PUR)

GUA • Guatemala		1	2	3	4	5	Pts
3	Arias Aldo (S)	■	■	■			1
4	Menendez Axel (OH)	■	■				2
7	Sosa Fernando (OP)				□		
8	Reyes Moises (OP)	■	■	■			4
9	Duarte Amilcar (OH)			□			
10	Garcia Oscar (OH)	■	■	■			7
12 L	Pineda Tirso (L)	L	L	L			
14	Chinchilla Brandon (MB)	■	■	■			4
15	Aragon Leonel (MB)				■		1
16	Gonzalez Gerardo (S)	■	■	■			12

Coach: DDavid Aldana (GUA)
Assistant:

DOM • Dominican Republic		1	2	3	4	5	Pts
1	Palomino Elnis (OH)	□	■	■			7
2 L	Peguero Edwin (L)	L	L	L			
4	Hernandez Wilfrido (MB)	■	■	■			13
5	Recio German (OH)	■					1
7	Garcia Pedro (OH)			□	■		3
10	Abreu Francisco (S)	■	■	■			4
11	Caceres Jose Miguel (OP)	■	■	■			13
12	Martinez Stanley (S)						
13	Frias Mario (MB)	■	■	■			8
15	Tapia Henry (OP)				□		1
16	Adames Luis (OH)	■	■				7

Coach: Jose Alvarez (CUB)
Assistant: Jose Mañon (DOM)

TEAMS AND PLAYERS PERFORMANCES

Won Pts	Total Atts	No Name	Scoring Skills	Won Pts	Total Atts	No Name
26	87	Total Team		40	77	Total Team
9	25	16 Gonzalez Gerardo (S)	Spike	10	18	11 Caceres Jose Miguel (OP)
7	23	10 Garcia Oscar (OH)		8	13	4 Hernandez Wilfrido (MB)
3	34	Total Team	Block	13	50	Total Team
2	10	16 Gonzalez Gerardo (S)		4	13	4 Hernandez Wilfrido (MB)
1	9	14 Chinchilla Brandon (MB)	Serve	3	11	13 Frias Mario (MB)
2	60	Total Team		4	77	Total Team
1	8	14 Chinchilla Brandon (MB)	Opp. error	1	13	13 Frias Mario (MB)
1	13	16 Gonzalez Gerardo (S)	Total	1	22	10 Abreu Francisco (S)
27		Total Team		22		Total Team
58	181	Total Team		79	204	Total Team

12	48	16 Gonzalez Gerardo (S)	Best Scorer	13	34	4 Hernandez Wilfrido (MB)
----	----	-------------------------	--------------------	----	----	---------------------------

Excellent	Total Atts	No Name	Non scoring Skills	Excellent	Total Atts	No Name
23	76	Total Team		21	55	Total Team
6	19	3 Arias Aldo (S)	Dig	7	12	10 Abreu Francisco (S)
6	20	12 Pineda Tirso (L)		4	15	2 Peguero Edwin (L)
6	86	Total Team	Set	18	73	Total Team
6	64	3 Arias Aldo (S)		18	60	10 Abreu Francisco (S)
29	63	Total Team	Reception	27	50	Total Team
1	1	8 Reyes Moises (OP)	<u>Success - Faults</u>	8	10	1 Palomino Elnis (OH)
8	14	12 Pineda Tirso (L)	<u># Attempts</u>	4	6	16 Adames Luis (OH)

■ Starting line-up Pts = Points scored [nn] = Captain
□ Substitute Atts = Attempts L = Libero
Opp = Opponent





P-2 VOLLEYBALL • Match result



2014 Men's World Championship Final Qualification Preliminary Round

Match: 2 **Date:** 7/17/2014 **Spectators:** 300
City: Carolina, PR
Hall: Coliseo Guillermo Angulo
Match duration: Start: 19:30 End: 20:49 Total: 1:19

Teams	Sets	1	2	3	4	5	Total
PUR	3	25	25	25			75
CRC	0	16	19	14			49
Set duration		0:25	0:26	0:21			1:12

Referees: Mejia, Raul (GUA) & Beltre, Jose (DOM)

PUR • Puerto Rico		1	2	3	4	5	Pts
1	Rivera Jose (OH)	□	□	■			4
2	Goas Edgardo (S)		□	■			3
3	Figueroa Juan (OH)			□			1
4	L Del Valle Dennis (L)	L	L	L			
5	Muñiz Roberto (MB)	■	■	■			5
6	Perez Angel (S)	■	■				
10	Cruz Ezequiel (OH)	■	■	■			10
11	Torres Maurice (OP)	■	■	■			15
12	Soto Hector (OH)	■	■				4
14	Roman Mannix (MB)	■	■				9
16	Rivera Jackson (OH)				□		
17	Sierra Pedrito (MB)			□	■		2

Coach: David Aleman (PUR)
Assistant: Ramon Lawrence (CUB)

CRC • Costa Rica		1	2	3	4	5	Pts
1	Quesada Carlos (S)	■	■	■			2
2	Cruz Carlos Arturo (MB)	■	■	■			3
3	L Acuña Jose Pablo (L)	L	L	L			
4	Blanco Alberto (OH)	■	■	■			6
6	Reid Japheth (OH)						
7	Araya Esteban (OP)	■	■	■			3
8	Vargas Ricky (OH)	□	□	□			2
9	Gomez Cesar (OP)	□	□				1
10	Alvarez Javier (MB)	■	■	■			5
11	Smith Richard (OH)	■	■	■			11
12	Araya Andres (S)	□	□	□			
13	Rodriguez Hugo (MB)						

Coach: Cesar Salas (CRC)
Assistant: Alvaro Fonseca (CRC)

TEAMS AND PLAYERS PERFORMANCES

Won Pts	Total Atts	No Name	Scoring Skills	Won Pts	Total Atts	No Name
36	60	Total Team		26	77	Total Team
11	19	11 Torres Maurice (OP)	Spike	9	27	11 Smith Richard (OH)
6	10	10 Cruz Ezequiel (OH)		5	8	10 Alvarez Javier (MB)
11	35	Total Team	Block	3	25	Total Team
3	6	14 Roman Mannix (MB)		2	9	11 Smith Richard (OH)
3	5	11 Torres Maurice (OP)		1	2	7 Araya Esteban (OP)
6	74	Total Team	Serve	4	50	Total Team
2	8	2 Goas Edgardo (S)		2	10	1 Quesada Carlos (S)
1	7	10 Cruz Ezequiel (OH)		2	10	4 Blanco Alberto (OH)
22		Total Team	Opp. error	16		Total Team
75	169	Total Team	Total	49	152	Total Team
15	32	11 Torres Maurice (OP)	Best Scorer	11	44	11 Smith Richard (OH)
22	52	Total Team	Non scoring Skills	14	54	Total Team
5	15	4 Del Valle Dennis (L)		5	8	1 Quesada Carlos (S)
4	4	1 Rivera Jose (OH)	Dig	3	21	3 Acuña Jose Pablo (L)
18	59	Total Team		14	71	Total Team
10	18	2 Goas Edgardo (S)	Set	10	38	1 Quesada Carlos (S)
22	39	Total Team	Reception	30	63	Total Team
9	12	4 Del Valle Dennis (L)	<u>Success - Faults</u>	2	4	10 Alvarez Javier (MB)
6	10	12 Soto Hector (OH)	<u># Attempts</u>	13	20	3 Acuña Jose Pablo (L)

■ Starting line-up Pts = Points scored [nn] = Captain
□ Substitute Atts = Attempts L = Libero
Opp = Opponent





P-5 VOLLEYBALL • Players ranking by skills

2014 Men's World Championship Final Qualification



Best Scorers

Rk	No	Name	Team	Spike	Block	Serve	Total
1	11	Torres Maurice (OP)	PUR	11	3	1	15
2	11	Caceres Jose Miguel (OP)	DOM	10	2	1	13
2	4	Hernandez Wilfrido (MB)	DOM	8	4	1	13
4	16	Gonzalez Gerardo (S)	GUA	9	2	1	12
5	11	Smith Richard (OH)	CRC	9	2	0	11
6	10	Cruz Ezequiel (OH)	PUR	6	3	1	10
7	14	Roman Mannix (MB)	PUR	5	3	1	9
8	13	Frias Mario (MB)	DOM	4	3	1	8
9	16	Adames Luis (OH)	DOM	7	0	0	7
9	10	Garcia Oscar (OH)	GUA	7	0	0	7
9	1	Palomino Elnis (OH)	DOM	6	1	0	7
12	4	Blanco Alberto (OH)	CRC	4	0	2	6
13	10	Alvarez Javier (MB)	CRC	5	0	0	5
13	5	Muñiz Roberto (MB)	PUR	3	2	0	5
15	12	Soto Hector (OH)	PUR	4	0	0	4
15	8	Reyes Moises (OP)	GUA	4	0	0	4
15	1	Rivera Jose (OH)	PUR	3	0	1	4
15	14	Chinchilla Brandon (MB)	GUA	2	1	1	4
15	10	Abreu Francisco (S)	DOM	1	2	1	4
20	2	Cruz Carlos Arturo (MB)	CRC	3	0	0	3
20	7	Garcia Pedro (OH)	DOM	2	1	0	3
20	7	Araya Esteban (OP)	CRC	2	1	0	3
20	2	Goas Edgardo (S)	PUR	1	0	2	3
24	17	Sierra Pedrito (MB)	PUR	2	0	0	2
24	8	Vargas Ricky (OH)	CRC	2	0	0	2
24	4	Menendez Axel (OH)	GUA	2	0	0	2
24	1	Quesada Carlos (S)	CRC	0	0	2	2
28	3	Figueroa Juan (OH)	PUR	1	0	0	1
28	5	Recio German (OH)	DOM	1	0	0	1
28	15	Tapia Henry (OP)	DOM	1	0	0	1
28	9	Gomez Cesar (OP)	CRC	1	0	0	1
28	3	Arias Aldo (S)	GUA	1	0	0	1
28	15	Aragon Leonel (MB)	GUA	1	0	0	1
34	4	Del Valle Dennis (L)	PUR	0	0	0	0
34	6	Perez Angel (S)	PUR	0	0	0	0
34	16	Rivera Jackson (OH)	PUR	0	0	0	0
34	2	Peguero Edwin (L)	DOM	0	0	0	0
34	12	Martinez Stanley (S)	DOM	0	0	0	0
34	3	Acuña Jose Pablo (L)	CRC	0	0	0	0
34	6	Reid Japheth (OH)	CRC	0	0	0	0
34	12	Araya Andres (S)	CRC	0	0	0	0
34	13	Rodriguez Hugo (MB)	CRC	0	0	0	0
34	7	Sosa Fernando (OP)	GUA	0	0	0	0
34	9	Duarte Amilcar (OH)	GUA	0	0	0	0
34	12	Pineda Tirso (L)	GUA	0	0	0	0
Total tournament				128	30	16	174





P-5 VOLLEYBALL • Players ranking by skills

2014 Men's World Championship Final Qualification



Best Spikers

Limit: 15.00%

Rk	No	Name	Team	Spikes	Faults	Shots	Total Attempts	Succ. %
1	4	Hernandez Wilfrido (MB)	DOM	8	2	3	13	61.54
2	10	Cruz Ezequiel (OH)	PUR	6	1	3	10	60.00
3	16	Adames Luis (OH)	DOM	7	1	4	12	58.33
4	11	Torres Maurice (OP)	PUR	11	3	5	19	57.89
5	11	Caceres Jose Miguel (OP)	DOM	10	2	6	18	55.56
6	1	Palomino Elnis (OH)	DOM	6	1	5	12	50.00
7	16	Gonzalez Gerardo (S)	GUA	9	6	10	25	36.00
8	11	Smith Richard (OH)	CRC	9	7	11	27	33.33
9	10	Garcia Oscar (OH)	GUA	7	3	13	23	30.43
10	4	Blanco Alberto (OH)	CRC	4	2	9	15	26.67
Total Tournament				128	50	123	301	42.52



Best Blockers


Rk	No	Name	Team	Kill Blocks	Faults	Rebounds	Total Attempts	Avg. by set
1	4	Hernandez Wilfrido (MB)	DOM	4	2	7	13	1.33
2	14	Roman Mannix (MB)	PUR	3	1	2	6	1.00
3	11	Torres Maurice (OP)	PUR	3	1	1	5	1.00
4	13	Frias Mario (MB)	DOM	3	3	5	11	1.00
5	10	Cruz Ezequiel (OH)	PUR	3	2	1	6	1.00
6	5	Muñiz Roberto (MB)	PUR	2	1	3	6	0.67
7	11	Smith Richard (OH)	CRC	2	2	5	9	0.67
8	16	Gonzalez Gerardo (S)	GUA	2	3	5	10	0.67
9	10	Abreu Francisco (S)	DOM	2	2	2	6	0.67
9	11	Caceres Jose Miguel (OP)	DOM	2	3	4	9	0.67
Total Tournament				30	44	70	144	5.00



Best Servers

Rk	No	Name	Team	Aces	Faults	Serve Hits	Total Attempts	Avg. by set
1	2	Goas Edgardo (S)	PUR	2	-	6	8	0.67
2	1	Quesada Carlos (S)	CRC	2	1	7	10	0.67
3	4	Blanco Alberto (OH)	CRC	2	2	6	10	0.67
4	10	Cruz Ezequiel (OH)	PUR	1	-	6	7	0.33
5	13	Frias Mario (MB)	DOM	1	1	11	13	0.33
6	10	Abreu Francisco (S)	DOM	1	2	19	22	0.33
7	1	Rivera Jose (OH)	PUR	1	2	5	8	0.33
7	11	Torres Maurice (OP)	PUR	1	2	5	8	0.33
7	14	Chinchilla Brandon (MB)	GUA	1	2	5	8	0.33
10	11	Caceres Jose Miguel (OP)	DOM	1	3	6	10	0.33
Total Tournament				16	46	199	261	2.67





Best Diggers

Rk	No	Name	Team	Digs	Faults	Receptions	Total Attempts	Avg. by set
1	10	Abreu Francisco (S)	DOM	7	-	5	12	2.33
2	3	Arias Aldo (S)	GUA	6	7	6	19	2.00
3	12	Pineda Tirso (L)	GUA	6	11	3	20	2.00
4	4	Del Valle Dennis (L)	PUR	5	4	6	15	1.67
5	1	Quesada Carlos (S)	CRC	5	3	-	8	1.67
6	1	Rivera Jose (OH)	PUR	4	-	-	4	1.33
7	2	Peguero Edwin (L)	DOM	4	6	5	15	1.33
8	11	Torres Maurice (OP)	PUR	4	3	-	7	1.33
9	2	Goas Edgardo (S)	PUR	3	-	-	3	1.00
9	4	Hernandez Wilfrido (MB)	DOM	3	-	2	5	1.00
Total Tournament				80	96	61	237	13.33



Best Setters

Rk	No	Name	Team	Running Sets	Faults	Still Sets	Total Attempts	Avg. by set
1	10	Abreu Francisco (S)	DOM	18	1	41	60	6.00
2	2	Goas Edgardo (S)	PUR	10	-	8	18	3.33
3	1	Quesada Carlos (S)	CRC	10	1	27	38	3.33
4	6	Perez Angel (S)	PUR	8	1	21	30	2.67
5	3	Arias Aldo (S)	GUA	6	-	58	64	2.00
6	12	Araya Andres (S)	CRC	4	-	19	23	1.33
-	1	Rivera Jose (OH)	PUR	-	-	1	1	
-	1	Palomino Elnis (OH)	DOM	-	-	1	1	
-	2	Cruz Carlos Arturo (MB)	CRC	-	-	1	1	
-	3	Figueroa Juan (OH)	PUR	-	-	-	-	
Total Tournament				56	7	226	289	9.33



Best Receivers


Limit: 20.00%

Rk	No	Name	Team	Excellents	Faults	Serve Receptions	Total Attempts	Eff. %
1	1	Palomino Elnis (OH)	DOM	8	-	2	10	80.00
2	4	Del Valle Dennis (L)	PUR	9	-	3	12	75.00
3	12	Soto Hector (OH)	PUR	6	-	4	10	60.00
4	12	Pineda Tirso (L)	GUA	8	-	6	14	57.14
5	3	Acuña Jose Pablo (L)	CRC	13	3	4	20	50.00
6	2	Peguero Edwin (L)	DOM	14	2	10	26	46.15
7	10	Garcia Oscar (OH)	GUA	13	1	13	27	44.44
8	11	Smith Richard (OH)	CRC	11	3	11	25	32.00
9	4	Blanco Alberto (OH)	CRC	4	-	9	13	30.77
10	1	Rivera Jose (OH)	PUR	5	3	3	11	18.18
Total Tournament				108	17	90	215	42.33



P-5 VOLLEYBALL • Players ranking by skills

2014 Men's World Championship Final Qualification



Best Liberos

Rk	No	Name	Team	Excellents	Faults	In play	Total attempts	Avg. by set
1	2	Peguero Edwin (L)	DOM	18	8	15	41	6.00
2	3	Acuña Jose Pablo (L)	CRC	16	14	11	41	5.33
3	4	Del Valle Dennis (L)	PUR	14	4	9	27	4.67
4	12	Pineda Tirso (L)	GUA	14	11	9	34	4.67





Best Spikers

Limit: 15.00%

Rk	Team	Spikes	Faults	Shots	Total Attempts	Succ. %
1	PUR Puerto Rico	36	4	20	60	60.00
2	DOM Dominican Republic	40	11	26	77	51.95
3	CRC Costa Rica	26	16	35	77	33.77
4	GUA Guatemala	26	19	42	87	29.89
Total Tournament		128	50	123	301	42.52




Best Blockers

Rk	Team	Kill Blocks	Faults	Rebounds	Total Attempts	Avg. by set
1	DOM Dominican Republic	13	13	24	50	4.33
2	PUR Puerto Rico	11	11	13	35	3.67
3	GUA Guatemala	3	10	21	34	1.00
3	CRC Costa Rica	3	10	12	25	1.00
Total Tournament		30	44	70	144	5.00



Best Servers

Rk	Team	Aces	Faults	Serve Hits	Total Attempts	Avg. by set
1	PUR Puerto Rico	6	11	57	74	2.00
2	DOM Dominican Republic	4	14	59	77	1.33
2	CRC Costa Rica	4	11	35	50	1.33
4	GUA Guatemala	2	10	48	60	0.67
Total Tournament		16	46	199	261	2.67



Best Diggers

Rk	Team	Digs	Faults	Receptions	Total Attempts	Avg. by set
1	GUA Guatemala	23	35	18	76	7.67
2	PUR Puerto Rico	22	15	15	52	7.33
3	DOM Dominican Republic	21	16	18	55	7.00
4	CRC Costa Rica	14	30	10	54	4.67
Total Tournament		80	96	61	237	13.33



P-6 VOLLEYBALL • Teams ranking by skills

2014 Men's World Championship Final Qualification



Best Setters

Rk	Team	Running Sets	Faults	Still Sets	Total Attempts	Avg. by set
1	PUR Puerto Rico	18	1	40	59	6.00
1	DOM Dominican Republic	18	2	53	73	6.00
3	CRC Costa Rica	14	2	55	71	4.67
4	GUA Guatemala	6	2	78	86	2.00
Total Tournament		56	7	226	289	9.33



Best Receivers

Limit: 20.00%

Rk	Team	Excellents	Faults	Serve Receptions	Total Attempts	Eff. %
1	DOM Dominican Republic	27	2	21	50	50.00
2	GUA Guatemala	29	3	31	63	41.27
3	PUR Puerto Rico	22	6	11	39	41.03
4	CRC Costa Rica	30	6	27	63	38.10
Total Tournament		108	17	90	215	42.33

