



Carolina, Puerto Rico * Coliseo Guillermo Angulo* 17-20 de mayo de 2014



COSTA RICA



GUATEMALA



REPUBLICA DOMINICANA



PUERTO RICO

BOLETIN #5



20 de mayo de 2014




FIVB
 VOLLEYBALL
MEN'S WORLD CHAMPIONSHIP
POLAND 2014
 NORCECA QUALIFIERS

Carolina, Puerto Rico, 17-20 de julio de 2014



BEST PLAYERS



Award	No.	Name	Country
Best Spiker	#10	Ezequiel Cruz	
Best Spiker	#12	Hector Soto	
Best Blocker	#10	Javier Alvarez	
Best Blocker	#4	Wilfrido Hernandez	
Best Opposite	#11	Jose Miguel Caceres	
Best Setter	#10	Francisco Abreu	
Best Libero	#3	Jose Pablo Acuña	
Best Server	#10	Javier Alvarez	
Best Receiver	#4	Dennis Del Valle	
Best Digger	#12	Tirso Pineda	
Best Scorer	#11	Richard Smith	
M V P	#11	Maurice Torres	





P-4 VOLLEYBALL • Collated results & ranking



2014 Men's World Championship Final Qualification

Results of Sunday, July 20, 2014

MATCH RESULTS

Preliminary Round

No	Date	Teams	Set	Result per set (points)					Total Points	Time	Spectators
				1	2	3	4	5			
1	7/17/2014	GUA - DOM	0-3	27-29	13-25	18-25			58- 79	1:18	100
2	7/17/2014	PUR - CRC	3-0	25-16	25-19	25-14			75- 49	1:19	300
3	7/18/2014	DOM - CRC	3-1	25-23	25-22	20-25	25-22		95- 92	1:51	120
4	7/18/2014	PUR - GUA	3-0	25-17	25-13	25- 9			75- 39	1:10	300
5	7/19/2014	CRC - GUA	3-0	25-23	25-20	25-23			75- 66	1:17	300
6	7/19/2014	PUR - DOM	3-2	20-25	25-14	21-25	25-15	15-13	106- 92	2:07	1,000




Finals

No	Date	Teams	Set	Result per set (points)					Total Points	Time	Spectators
				1	2	3	4	5			
7	7/20/2014	CRC - GUA	0-3	23-25	23-25	22-25			68- 75	1:22	125
8	7/20/2014	PUR - DOM	3-0	25-19	25-23	25-17			75- 59	1:26	2,000

TEAM RANKING

Preliminary Round

Rk	Code	Team	Matches				Results Details						Sets			Points		
			Pts	T	W	L	3-0	3-1	3-2	2-3	1-3	0-3	W	L	Ratio	W	L	Ratio
1	PUR	Puerto Rico	13	3	3	0	2	0	1	0	0	0	9	2	4.500	256	180	1.422
2	DOM	Dominican Republic	11	3	2	1	1	1	0	1	0	0	8	4	2.000	266	256	1.039
3	CRC	Costa Rica	6	3	1	2	1	0	0	0	1	1	4	6	0.667	216	236	0.915
4	GUA	Guatemala	0	3	0	3	0	0	0	0	0	3	0	9		163	229	0.712

1.  Puerto Rico
2.  Dominican Republic
3.  Guatemala
4.  Costa Rica





P-2 VOLLEYBALL • Match result



2014 Men's World Championship Final Qualification Finals (Places 3-4)

Match: 7 **Date:** 7/20/2014 **Spectators:** 125
City: Carolina, PR
Hall: Coliseo Guillermo Angulo
Match duration: Start: 16:30 End: 17:52 Total: 1:22

Teams	Sets	1	2	3	4	5	Total
CRC	0	23	23	22			68
GUA	3	25	25	25			75
Set duration		0:22	0:27	0:27			1:16

Referees: Beltre, Jose (DOM) & Rivera, Juan (PUR)

CRC • Costa Rica		1	2	3	4	5	Pts
1	Quesada Carlos (S)	■	■	■			
2	Cruz Carlos Arturo (MB)			■			
3	L Acuña Jose Pablo (L)	L	L	L			
4	Blanco Alberto (OH)		□	■			5
6	Reid Japheth (OH)						
7	Araya Esteban (OP)	■	■	■			11
8	Vargas Ricky (OH)	■	■				4
9	Gomez Cesar (OP)	□	□	□			2
10	Alvarez Javier (MB)	■	■	■			10
11	Smith Richard (OH)	■	■	■			16
12	Araya Andres (S)	□	□	□			
13	Rodriguez Hugo (MB)	■	■				2

Coach: Cesar Salas (CRC)
Assistant: Alvaro Fonseca (CRC)

GUA • Guatemala		1	2	3	4	5	Pts
3	Arias Aldo (S)	□	□	□			
4	Menendez Axel (OH)	■	■	■			4
7	Sosa Fernando (OP)				□		
8	Reyes Moises (OP)	■	■	■			14
9	Duarte Amilcar (OH)						
10	Garcia Oscar (OH)	■	■	■			14
12	L Pineda Tirso (L)	L	L	L			
14	Chinchilla Brandon (MB)	■	■	■			7
15	Aragon Leonel (MB)	■	■	■			8
16	Gonzalez Gerardo (S)	■	■	■			5

Coach: DAvid Aldana (GUA)
Assistant:

TEAMS AND PLAYERS PERFORMANCES

Won Pts	Total Atts	No Name	Scoring Skills	Won Pts	Total Atts	No Name
33	92	Total Team		37	80	Total Team
10	30	11 Smith Richard (OH)	Spike	11	24	8 Reyes Moises (OP)
8	20	7 Araya Esteban (OP)		9	19	10 Garcia Oscar (OH)
10	45	Total Team	Block	11	43	Total Team
4	10	10 Alvarez Javier (MB)		3	6	15 Aragon Leonel (MB)
3	9	11 Smith Richard (OH)	Serve	3	12	14 Chinchilla Brandon (MB)
7	69	Total Team		4	74	Total Team
3	17	11 Smith Richard (OH)	Opp. error	4	17	10 Garcia Oscar (OH)
3	10	10 Alvarez Javier (MB)	Total	23		Total Team
18		Total Team		75	197	Total Team
68	206	Total Team				

16	56	11 Smith Richard (OH)	Best Scorer	14	43	8 Reyes Moises (OP)
----	----	-----------------------	--------------------	----	----	---------------------

Excellent	Total Atts	No Name	Non scoring Skills	Excellent	Total Atts	No Name
21	68	Total Team		26	77	Total Team
7	14	3 Acuña Jose Pablo (L)	Dig	7	23	16 Gonzalez Gerardo (S)
3	13	1 Quesada Carlos (S)		6	17	12 Pineda Tirso (L)
24	86	Total Team	Set	9	77	Total Team
19	60	1 Quesada Carlos (S)		6	46	16 Gonzalez Gerardo (S)
41	71	Total Team	Reception	18	62	Total Team
17	24	3 Acuña Jose Pablo (L)	Success - Faults	8	16	4 Menendez Axel (OH)
17	30	11 Smith Richard (OH)	# Attempts	4	22	12 Pineda Tirso (L)

■ Starting line-up Pts = Points scored [nn] = Captain
□ Substitute Atts = Attempts L = Libero
Opp = Opponent





P-2 VOLLEYBALL • Match result



2014 Men's World Championship Final Qualification Finals (Places 1-2)

Match: 8 **Date:** 7/20/2014 **Spectators:** 2,000
City: Carolina, PR
Hall: Coliseo Guillermo Angulo
Match duration: Start: 19:00 End: 20:26 Total: 1:26

Teams	Sets	1	2	3	4	5	Total
PUR	3	25	25	25			75
DOM	0	19	23	17			59
Set duration		0:26	0:30	0:24			1:20

Referees: Mora, Marvin (CRC) & Mejia, Raul (GUA)

PUR • Puerto Rico		1	2	3	4	5	Pts
1	Rivera Jose (OH)	<input type="checkbox"/>	<input type="checkbox"/>	<input type="checkbox"/>			
2	Goas Edgardo (S)	<input type="checkbox"/>	<input type="checkbox"/>	<input type="checkbox"/>			1
3	Figueroa Juan (OH)		<input type="checkbox"/>	<input type="checkbox"/>			
4	L Del Valle Dennis (L)	L	L	L			
5	Muñiz Roberto (MB)	<input checked="" type="checkbox"/>	<input checked="" type="checkbox"/>	<input checked="" type="checkbox"/>			7
6	Perez Angel (S)	<input checked="" type="checkbox"/>	<input checked="" type="checkbox"/>	<input checked="" type="checkbox"/>			2
10	Cruz Ezequiel (OH)	<input checked="" type="checkbox"/>	<input checked="" type="checkbox"/>	<input checked="" type="checkbox"/>			14
11	Torres Maurice (OP)	<input checked="" type="checkbox"/>	<input checked="" type="checkbox"/>	<input checked="" type="checkbox"/>			18
12	Soto Hector (OH)	<input checked="" type="checkbox"/>	<input checked="" type="checkbox"/>	<input checked="" type="checkbox"/>			12
14	Roman Mannix (MB)	<input checked="" type="checkbox"/>	<input checked="" type="checkbox"/>	<input checked="" type="checkbox"/>			2
16	Rivera Jackson (OH)						
17	Sierra Pedrito (MB)						

Coach: David Aleman (PUR)
Assistant: Ramon Lawrence (CUB)

DOM • Dominican Republic		1	2	3	4	5	Pts
1	Palomino Elnis (OH)	<input checked="" type="checkbox"/>	<input checked="" type="checkbox"/>	<input type="checkbox"/>			7
2	L Peguero Edwin (L)	L	L	L			
4	Hernandez Wilfrido (MB)	<input checked="" type="checkbox"/>	<input checked="" type="checkbox"/>	<input checked="" type="checkbox"/>			3
5	Recio German (OH)	<input checked="" type="checkbox"/>	<input checked="" type="checkbox"/>	<input checked="" type="checkbox"/>			6
7	Garcia Pedro (OH)		<input type="checkbox"/>				
10	Abreu Francisco (S)	<input checked="" type="checkbox"/>	<input checked="" type="checkbox"/>	<input checked="" type="checkbox"/>			1
11	Caceres Jose Miguel (OP)	<input checked="" type="checkbox"/>	<input checked="" type="checkbox"/>	<input checked="" type="checkbox"/>			14
12	Martinez Stanley (S)						
13	Frias Mario (MB)	<input checked="" type="checkbox"/>	<input checked="" type="checkbox"/>	<input checked="" type="checkbox"/>			3
15	Tapia Henry (OP)						
16	Adames Luis (OH)		<input type="checkbox"/>	<input checked="" type="checkbox"/>			4

Coach: Jose Alvarez (CUB)
Assistant: Jose Mañon (DOM)

TEAMS AND PLAYERS PERFORMANCES

Won Pts	Total Atts	No Name	Scoring Skills	Won Pts	Total Atts	No Name
43	75	Total Team		32	73	Total Team
15	24	11 Torres Maurice (OP)	Spike	12	26	11 Caceres Jose Miguel (OP)
11	21	10 Cruz Ezequiel (OH)		7	12	1 Palomino Elnis (OH)
8	37	Total Team	Block	5	35	Total Team
2	8	5 Muñiz Roberto (MB)		2	3	11 Caceres Jose Miguel (OP)
2	7	10 Cruz Ezequiel (OH)		2	4	16 Adames Luis (OH)
5	74	Total Team	Serve	1	60	Total Team
2	12	11 Torres Maurice (OP)		1	13	13 Frias Mario (MB)
1	16	6 Perez Angel (S)				
19		Total Team	Opp. error	21		Total Team
75	186	Total Team	Total	59	168	Total Team

18	38	11 Torres Maurice (OP)	Best Scorer	14	40	11 Caceres Jose Miguel (OP)
----	----	------------------------	--------------------	----	----	-----------------------------

Excellent	Total Atts	No Name	Non scoring Skills	Excellent	Total Atts	No Name
23	53	Total Team		14	65	Total Team
7	10	4 Del Valle Dennis (L)	Dig	7	12	5 Recio German (OH)
4	7	11 Torres Maurice (OP)		5	22	2 Peguero Edwin (L)
17	74	Total Team	Set	12	68	Total Team
17	68	6 Perez Angel (S)		12	59	10 Abreu Francisco (S)
31	55	Total Team	Reception	26	61	Total Team
11	15	10 Cruz Ezequiel (OH)	Success - Faults	9	16	2 Peguero Edwin (L)
9	13	4 Del Valle Dennis (L)	# Attempts	10	24	5 Recio German (OH)

■ Starting line-up Pts = Points scored [nn] = Captain
 Substitute Atts = Attempts L = Libero
 Opp = Opponent





Best Scorers

Rk	No	Name	Team	Spike	Block	Serve	Total
1	11	Smith Richard (OH)	CRC	49	6	4	59
2	11	Caceres Jose Miguel (OP)	DOM	37	6	4	47
3	11	Torres Maurice (OP)	PUR	34	6	5	45
4	8	Reyes Moises (OP)	GUA	33	6	1	40
5	16	Gonzalez Gerardo (S)	GUA	28	4	3	35
5	7	Araya Esteban (OP)	CRC	26	6	3	35
7	10	Cruz Ezequiel (OH)	PUR	26	5	3	34
8	10	Garcia Oscar (OH)	GUA	28	1	4	33
8	1	Palomino Elnis (OH)	DOM	31	2	0	33
10	5	Recio German (OH)	DOM	29	3	0	32
11	10	Alvarez Javier (MB)	CRC	14	10	7	31
11	4	Hernandez Wilfrido (MB)	DOM	20	9	2	31
13	12	Soto Hector (OH)	PUR	26	2	2	30
14	16	Rivera Jackson (OH)	PUR	21	3	3	27
14	16	Adames Luis (OH)	DOM	23	2	2	27
16	4	Blanco Alberto (OH)	CRC	18	2	2	22
17	14	Roman Mannix (MB)	PUR	13	7	1	21
17	13	Frias Mario (MB)	DOM	10	8	3	21
19	8	Vargas Ricky (OH)	CRC	17	1	2	20
20	5	Muñiz Roberto (MB)	PUR	13	6	0	19
21	1	Rivera Jose (OH)	PUR	10	1	7	18
22	14	Chinchilla Brandon (MB)	GUA	11	5	1	17
22	17	Sierra Pedrito (MB)	PUR	10	6	1	17
24	2	Cruz Carlos Arturo (MB)	CRC	7	4	2	13
24	7	Garcia Pedro (OH)	DOM	9	2	2	13
26	15	Aragon Leonel (MB)	GUA	7	5	0	12
26	10	Abreu Francisco (S)	DOM	8	3	1	12
28	4	Menendez Axel (OH)	GUA	10	1	0	11
28	3	Figueroa Juan (OH)	PUR	10	0	1	11
28	2	Goas Edgardo (S)	PUR	4	3	4	11
28	15	Tapia Henry (OP)	DOM	11	0	0	11
32	1	Quesada Carlos (S)	CRC	2	4	2	8
33	9	Gomez Cesar (OP)	CRC	5	1	1	7
34	3	Arias Aldo (S)	GUA	4	0	2	6
35	6	Reid Japheth (OH)	CRC	1	2	0	3
35	6	Perez Angel (S)	PUR	1	1	1	3
37	13	Rodriguez Hugo (MB)	CRC	2	0	0	2
38	12	Araya Andres (S)	CRC	0	1	0	1
39	7	Sosa Fernando (OP)	GUA	0	0	0	0
39	9	Duarte Amilcar (OH)	GUA	0	0	0	0
39	12	Pineda Tirso (L)	GUA	0	0	0	0
39	3	Acuña Jose Pablo (L)	CRC	0	0	0	0
39	4	Del Valle Dennis (L)	PUR	0	0	0	0
39	2	Peguero Edwin (L)	DOM	0	0	0	0
39	12	Martinez Stanley (S)	DOM	0	0	0	0
Total tournament				608	134	76	818



P-5 VOLLEYBALL • Players ranking by skills

2014 Men's World Championship Final Qualification



Best Spikers

Limit: 15.00%

Rk	No	Name	Team	Spikes	Faults	Shots	Total Attempts	Succ. %
1	11	Torres Maurice (OP)	PUR	34	11	10	55	61.82
2	10	Cruz Ezequiel (OH)	PUR	26	7	14	47	55.32
3	12	Soto Hector (OH)	PUR	26	2	22	50	52.00
4	11	Caceres Jose Miguel (OP)	DOM	37	13	29	79	46.84
5	11	Smith Richard (OH)	CRC	49	23	51	123	39.84
6	8	Reyes Moises (OP)	GUA	33	15	35	83	39.76
7	7	Araya Esteban (OP)	CRC	26	10	30	66	39.39
8	5	Recio German (OH)	DOM	29	20	25	74	39.19
9	16	Gonzalez Gerardo (S)	GUA	28	18	32	78	35.90
10	4	Blanco Alberto (OH)	CRC	18	9	28	55	32.73
Total Tournament				608	243	514	1,365	44.54



Best Blockers


Rk	No	Name	Team	Kill Blocks	Faults	Rebounds	Total Attempts	Avg. by set
1	10	Alvarez Javier (MB)	CRC	10	8	17	35	0.77
2	4	Hernandez Wilfrido (MB)	DOM	9	12	25	46	0.60
3	13	Frias Mario (MB)	DOM	8	11	19	38	0.53
4	14	Roman Mannix (MB)	PUR	7	6	18	31	0.50
5	8	Reyes Moises (OP)	GUA	6	10	15	31	0.50
6	11	Smith Richard (OH)	CRC	6	9	13	28	0.46
7	7	Araya Esteban (OP)	CRC	6	9	8	23	0.46
8	11	Torres Maurice (OP)	PUR	6	1	3	10	0.43
9	17	Sierra Pedrito (MB)	PUR	6	5	14	25	0.43
10	5	Muñiz Roberto (MB)	PUR	6	10	14	30	0.43
Total Tournament				134	225	318	677	4.96



Best Servers

Rk	No	Name	Team	Aces	Faults	Serve Hits	Total Attempts	Avg. by set
1	10	Alvarez Javier (MB)	CRC	7	9	28	44	0.54
2	1	Rivera Jose (OH)	PUR	7	7	23	37	0.50
3	11	Torres Maurice (OP)	PUR	5	6	16	27	0.36
4	10	Garcia Oscar (OH)	GUA	4	3	28	35	0.33
5	11	Smith Richard (OH)	CRC	4	11	34	49	0.31
6	2	Goas Edgardo (S)	PUR	4	2	31	37	0.29
7	11	Caceres Jose Miguel (OP)	DOM	4	9	28	41	0.27
8	16	Gonzalez Gerardo (S)	GUA	3	8	39	50	0.25
9	7	Araya Esteban (OP)	CRC	3	1	39	43	0.23
10	16	Rivera Jackson (OH)	PUR	3	2	20	25	0.21
Total Tournament				76	160	942	1,178	2.81





Best Diggers

Rk	No	Name	Team	Digs	Faults	Receptions	Total Attempts	Avg. by set
1	12	Pineda Tirso (L)	GUA	30	28	18	76	2.50
2	2	Peguero Edwin (L)	DOM	28	25	13	66	1.87
3	3	Acuña Jose Pablo (L)	CRC	24	32	21	77	1.85
4	4	Del Valle Dennis (L)	PUR	24	23	10	57	1.71
5	3	Arias Aldo (S)	GUA	16	17	13	46	1.33
6	1	Quesada Carlos (S)	CRC	16	13	13	42	1.23
7	5	Recio German (OH)	DOM	17	16	9	42	1.13
8	16	Gonzalez Gerardo (S)	GUA	13	20	13	46	1.08
9	10	Abreu Francisco (S)	DOM	16	14	17	47	1.07
10	11	Smith Richard (OH)	CRC	13	26	13	52	1.00
Total Tournament				357	433	302	1,092	13.22



Best Setters

Rk	No	Name	Team	Running Sets	Faults	Still Sets	Total Attempts	Avg. by set
1	10	Abreu Francisco (S)	DOM	69	7	229	305	4.60
2	1	Quesada Carlos (S)	CRC	44	5	156	205	3.38
3	2	Goas Edgardo (S)	PUR	45	-	75	120	3.21
4	6	Perez Angel (S)	PUR	40	1	96	137	2.86
5	3	Arias Aldo (S)	GUA	25	2	186	213	2.08
6	12	Araya Andres (S)	CRC	12	2	81	95	0.92
7	16	Gonzalez Gerardo (S)	GUA	6	1	43	50	0.50
-	1	Rivera Jose (OH)	PUR	-	-	1	1	
-	1	Palomino Elnis (OH)	DOM	-	-	6	6	
-	2	Cruz Carlos Arturo (MB)	CRC	-	-	1	1	
Total Tournament				241	28	1,029	1,298	8.93



Best Receivers


Limit: 20.00%

Rk	No	Name	Team	Excellents	Faults	Serve Receptions	Total Attempts	Eff. %
1	4	Del Valle Dennis (L)	PUR	52	4	24	80	60.00
2	3	Acuña Jose Pablo (L)	CRC	47	7	22	76	52.63
3	2	Peguero Edwin (L)	DOM	52	5	43	100	47.00
4	11	Smith Richard (OH)	CRC	72	12	50	134	44.78
5	12	Soto Hector (OH)	PUR	23	1	28	52	42.31
6	4	Menendez Axel (OH)	GUA	25	7	18	50	36.00
7	10	Garcia Oscar (OH)	GUA	31	7	40	78	30.77
8	12	Pineda Tirso (L)	GUA	30	8	45	83	26.51
9	5	Recio German (OH)	DOM	18	3	40	61	24.59
-	4	Blanco Alberto (OH)	CRC	18	4	26	48	
Total Tournament				495	84	439	1,018	40.37



P-5 VOLLEYBALL • Players ranking by skills

2014 Men's World Championship Final Qualification



Best Liberos

Rk	No	Name	Team	Excellents	Faults	In play	Total attempts	Avg. by set
1	3	Acuña Jose Pablo (L)	CRC	71	39	43	153	5.46
2	4	Del Valle Dennis (L)	PUR	76	27	34	137	5.43
3	2	Peguero Edwin (L)	DOM	80	30	56	166	5.33
4	12	Pineda Tirso (L)	GUA	60	36	63	159	5.00





P-6 VOLLEYBALL • Teams ranking by skills

2014 Men's World Championship Final Qualification



Best Spikers

Limit: 15.00%

Rk	Team	Spikes	Faults	Shots	Total Attempts	Succ. %
1	PUR Puerto Rico	168	32	97	297	56.57
2	DOM Dominican Republic	178	76	131	385	46.23
3	CRC Costa Rica	141	63	149	353	39.94
4	GUA Guatemala	121	72	137	330	36.67
Total Tournament		608	243	514	1,365	44.54




Best Blockers

Rk	Team	Kill Blocks	Faults	Rebounds	Total Attempts	Avg. by set
1	PUR Puerto Rico	40	53	80	173	2.86
2	CRC Costa Rica	37	49	85	171	2.85
3	DOM Dominican Republic	35	68	90	193	2.33
4	GUA Guatemala	22	55	63	140	1.83
Total Tournament		134	225	318	677	4.96



Best Servers

Rk	Team	Aces	Faults	Serve Hits	Total Attempts	Avg. by set
1	PUR Puerto Rico	28	42	256	326	2.00
2	CRC Costa Rica	23	50	213	286	1.77
3	DOM Dominican Republic	14	46	264	324	0.93
4	GUA Guatemala	11	22	209	242	0.92
Total Tournament		76	160	942	1,178	2.81



Best Diggers

Rk	Team	Digs	Faults	Receptions	Total Attempts	Avg. by set
1	GUA Guatemala	89	114	85	288	7.42
2	DOM Dominican Republic	98	110	85	293	6.53
3	CRC Costa Rica	83	114	82	279	6.38
4	PUR Puerto Rico	87	95	50	232	6.21
Total Tournament		357	433	302	1,092	13.22





P-6 VOLLEYBALL • Teams ranking by skills

2014 Men's World Championship Final Qualification



Best Setters

Rk	Team	Running Sets	Faults	Still Sets	Total Attempts	Avg. by set
1	PUR Puerto Rico	85	2	194	281	6.07
2	DOM Dominican Republic	69	10	280	359	4.60
3	CRC Costa Rica	56	9	272	337	4.31
4	GUA Guatemala	31	7	283	321	2.58
Total Tournament		241	28	1,029	1,298	8.93



Best Receivers

Limit: 20.00%

Rk	Team	Excellents	Faults	Serve Receptions	Total Attempts	Eff. %
1	PUR Puerto Rico	119	14	77	210	50.00
2	CRC Costa Rica	145	25	107	277	43.32
3	DOM Dominican Republic	129	19	134	282	39.01
4	GUA Guatemala	102	26	121	249	30.52
Total Tournament		495	84	439	1,018	40.37

