



**Copa
Panamericana
Voleibol Varonil**
Baja California • México • 2014



Daily Bulletin

Boletín Diario

Number

3

Wenesday August 12th. 2014 • Martes 13 de Agosto de 2014



August 11th. to 16th. of 2014
Tijuana, Baja California, México



Senior Men's Pan American Cup
August 9-17, 2014 / Tijuana, Mexico
Programa de Entrenamiento / Training Schedule

Día / Day	Hora / Time	Competition Venue - Gimnasio Usos Multiples CAR	Training 1 / UABC - Campus Tijuana	Training 2 / Escuela Federal Preparatoria Lázaro Cárdenas	Training 3 / Cancha 2 CAR Tijuana
13-ago-14	08:00	VEN	CUB (15:00)		DOM (15:00)
	09:30	PUR	CAN (17:00)		ARG (17:00)
	11:00	COL	USA (19:00)		MEX (19:00)
	15:00	DOM vs CUB			
	17:00	ARG vs CAN			
	19:00	MEX vs USA			
14-ago-14	08:00	3rd HR1	3rd HR2 (15:00)		3rd HR3 (15:00)
	09:30	1st HR2	2nd HR1 (17:00)		2nd HR2* (or 2nd HR3) (17:00)
	11:00	1st HR1	1st HR3 (19:00)		2nd HR3* (or 2nd HR2) (19:00)
	15:00	3rd HR2 vs 3rd HR3			
	17:00	2nd HR1 vs 2nd HR2* (or 2nd HR3)			
	19:00	1st HR3 vs 2nd HR3* (or 2nd HR2)			
15-ago-14	08:00		3rd HR1 (15:00)		Winner of M10 (15:00)
	09:30		1st HR2 (17:00)	Loser of M12	Winner of M12* (or M11) (17:00)
	11:00		1st HR1 (19:00)	Loser of M11	Winner of M11* (or M12) (19:00)
	15:00	3rd HR1 vs Winner of M10			
	17:00	1st HR2 vs Winner of M12* (or M11)			
	19:00	1st HR1 vs Winner of M11* (or M12)			
16-ago-14	08:00			Loser of M11 (15:00)	Loser of M12 (15:00)
	09:30			Loser of M14 (17:00)	Loser of M15 (17:00)
	11:00			Winner of M14 (19:00)	Winner of M15 (19:00)
	12:30				
	15:00	Loser of M11 vs Loser of M12			
	17:00	Loser of M14 vs Loser of M15			
	19:00	Winner of M14 vs Winner of M15			





Calendario y Formato de Competencia / Competition Format and Match Schedule

GROUP-A												
No.	Date	Time	Teams			Set	Result per set (points)					
							1	2	3	4	5	
3	11-ago	19:00	MEX	vs	COL	3-0	25-20	25-20	26-24			
6	12-ago	19:00	COL	vs	USA	0-3	18-25	23-25	15-25			
9	13-ago	19:00	MEX	vs	USA							



GROUP-B												
No.	Date	Time	Teams			Set	Result per set (points)					
							1	2	3	4	5	
2	11-ago	17:00	CUB	vs	PUR	1-3	20-25	27-25	25-21	28-30		
4	12-ago	15:00	PUR	vs	DOM	3-0	25-17	25-18	28-26			
7	13-ago	15:00	DOM	vs	CUB							



GROUP-C												
No.	Date	Time	Teams			Set	Result per set (points)					
							1	2	3	4	5	
1	11-ago	15:00	CAN	vs	VEN	1-3	20-25	17-25	25-21	28-30		
5	12-ago	17:00	VEN	vs	ARG	0-3	20-25	35-35	23-25			
8	13-ago	17:00	ARG	vs	CAN							



CLASSIFICATION 9												
No.	Date	Time	Teams			Set	Result per set (points)					
							1	2	3	4	5	
10	14-ago	15:00	3rd HR2	vs	3rd HR3							



QUARTERFINALS												
No.	Date	Time	Teams			Set	Result per set (points)					
							1	2	3	4	5	
11	14-ago	17:00	2nd HR1	vs	2nd HR2* (or 2nd HR3)							
12	14-ago	19:00	1st HR3	vs	2nd HR3* (or 2nd HR2)							



FINAL CLASSIFICATION 7/8												
No.	Date	Time	Teams			Set	Result per set (points)					
							1	2	3	4	5	
13	15-ago	15:00	3rd HR1	vs	Winner of M10							



SEMIFINALS												
No.	Date	Time	Teams			Set	Result per set (points)					
							1	2	3	4	5	
14	15-ago	17:00	1st HR2	vs	Winner of M12* (or M11)							
15	15-ago	19:00	1st HR1	vs	Winner of M11* (or M12)							

FINAL CLASSIFICATION 5/6												
No.	Date	Time	Teams			Set	Result per set (points)					
							1	2	3	4	5	
16	16-ago	15:00	Loser of M11	vs	Loser of M12							

FINALS												
No.	Date	Time	Teams			Set	Result per set (points)					
							1	2	3	4	5	
17	16-ago	17:00	Loser of M14	vs	Loser M15							
18	16-ago	19:00	Winner of M14	vs	Winner M15							

*NOTE1: For the Classification, Quarterfinal and Semifinal Rounds, according to the FIVB General Competition Regulations, it must be avoided that teams from the same group play each other.

*NOTE2: According to the established competition format and the FIVB General Regulations, for the Classification, Quarterfinal and

*NOTE3: Highest Ranking (HR) followed by a number (1, 2 or 3) indicates the team's position among the teams from other pools with the same position (1st, 2nd or 3rd) in their group after the Group Preliminary Round based on the VIS point ratio result.

*NOTE4: Winner of M12 = Winner of Match #12, etc.

MATCH RESULTS

Group-A

No	Date	Teams	Set	Result per set (points)					Total Points	Time	Spectators
				1	2	3	4	5			
3	11/08/2014	MEX - COL	3-0	25-20	25-20	26-24			76- 64	1:28	2.500
6	12/08/2014	COL - USA	0-3	18-25	23-25	15-25			56- 75	1:24	1.500
9	13/08/2014	MEX - USA									

Group-B

No	Date	Teams	Set	Result per set (points)					Total Points	Time	Spectators
				1	2	3	4	5			
2	11/08/2014	CUB - PUR	3-2	18-25	26-24	25-20	21-25	15-12	105-106	2:05	950
4	12/08/2014	PUR - DOM	3-0	25-17	25-18	28-26			78- 61	1:28	300
7	13/08/2014	DOM - CUB									

Group-C

No	Date	Teams	Set	Result per set (points)					Total Points	Time	Spectators
				1	2	3	4	5			
1	11/08/2014	CAN - VEN	1-3	20-25	17-25	25-21	28-30		90-101	2:03	500
5	12/08/2014	VEN - ARG	0-3	20-25	33-35	23-25			76- 85	1:31	450
8	13/08/2014	ARG - CAN									

TEAM RANKING

Group-A

Rk	Code	Team	Matches				Results Details						Points			Sets		
			Pts	T	W	L	3-0	3-1	3-2	2-3	1-3	0-3	W	L	Ratio	W	L	Ratio
1	USA	United States	5	1	1	0	1	0	0	0	0	0	75	56	1,339	3	0	MAX
2	MEX	Mexico	5	1	1	0	1	0	0	0	0	76	64	1,188	3	0	MAX	
3	COL	Colombia	0	2	0	2	0	0	0	0	2	120	151	0,795	0	6		

Group-B

Rk	Code	Team	Matches				Results Details						Points			Sets		
			Pts	T	W	L	3-0	3-1	3-2	2-3	1-3	0-3	W	L	Ratio	W	L	Ratio
1	PUR	Puerto Rico	7	2	1	1	1	0	0	1	0	0	184	166	1,108	5	3	1,667
2	CUB	Cuba	3	1	1	0	0	0	1	0	0	105	106	0,991	3	2	1,500	
3	DOM	Dominican Republic	0	1	0	1	0	0	0	0	1	61	78	0,782	0	3		

Group-C

Rk	Code	Team	Matches				Results Details						Points			Sets		
			Pts	T	W	L	3-0	3-1	3-2	2-3	1-3	0-3	W	L	Ratio	W	L	Ratio
1	ARG	Argentina	5	1	1	0	1	0	0	0	0	85	76	1,118	3	0	MAX	
2	VEN	Venezuela	4	2	1	1	0	1	0	0	1	177	175	1,011	3	4	0,750	
3	CAN	Canada	1	1	0	1	0	0	0	0	1	90	101	0,891	1	3	0,333	





P-2 VOLLEYBALL • Match result



NORCECA IX Copa Panamericana Voleibol Varonil 2014
Group-B

Match: 4 **Date:** 12/08/2014 **Spectators:** 300
City: Tijuana, Mexico
Hall: Centro de Alto Rendimiento
Match duration: Start: 15:00 End: 16:28 Total: 1:28

Teams	Sets	1	2	3	4	5	Total
PUR	3	25	25	28			78
DOM	0	17	18	26			61
Set duration		0:29	0:22	0:31			1:22

Referees: CAMERON, Andrew (CAN) & GONZALEZ, Daniel (MEX)

PUR • Puerto Rico		1	2	3	4	5	Pts
1	Rivera Jose (OH)	<input type="checkbox"/>	<input type="checkbox"/>	<input type="checkbox"/>			
2	Goas Edgardo (S)	<input checked="" type="checkbox"/>	<input checked="" type="checkbox"/>	<input checked="" type="checkbox"/>			4
4	L Del Valle Dennis (L)	<input type="checkbox"/>	<input type="checkbox"/>	<input type="checkbox"/>			
9	L Mulero Jose M. (L)						
10	Cruz Ezequiel (OH)	<input checked="" type="checkbox"/>	<input checked="" type="checkbox"/>	<input checked="" type="checkbox"/>			11
11	Torres Maurice (OP)	<input checked="" type="checkbox"/>	<input checked="" type="checkbox"/>	<input checked="" type="checkbox"/>			11
12	Soto Hector (OH)	<input checked="" type="checkbox"/>	<input checked="" type="checkbox"/>	<input checked="" type="checkbox"/>			7
14	Roman Mannix (MB)	<input checked="" type="checkbox"/>	<input checked="" type="checkbox"/>	<input checked="" type="checkbox"/>			10
16	Rivera Jackson (OP)						
17	Sierra Pedrito (MB)	<input checked="" type="checkbox"/>	<input checked="" type="checkbox"/>	<input checked="" type="checkbox"/>			11
18	Rivera Omar (MB)			<input type="checkbox"/>	<input type="checkbox"/>		
20	Morales Fernando (S)						

Coach: ALEMAN, David (PUR)
Assistant: LAWRENCE, Ramon (CUB)

DOM • Dominican Republic		1	2	3	4	5	Pts
1	Rodriguez Peralta Antonio (MB)			<input type="checkbox"/>	<input checked="" type="checkbox"/>		2
2	L Alcantara Cabulla Cesar J. (L)	<input type="checkbox"/>	<input type="checkbox"/>	<input type="checkbox"/>			
3	Contrera de los Santos Elvis D. (OH)	<input checked="" type="checkbox"/>	<input checked="" type="checkbox"/>	<input checked="" type="checkbox"/>			11
4	Hernandez Encarnacion Wilfrido (MB)	<input checked="" type="checkbox"/>	<input checked="" type="checkbox"/>	<input checked="" type="checkbox"/>			7
5	Recio Cuevas German R. (MB)	<input checked="" type="checkbox"/>	<input checked="" type="checkbox"/>	<input checked="" type="checkbox"/>			8
7	Tapia Santana Henry O. (OP)						
10	Abreu Lopez Francisco A. (S)	<input checked="" type="checkbox"/>	<input checked="" type="checkbox"/>	<input checked="" type="checkbox"/>			
11	Caceres Gomez Jose M. (OP)	<input checked="" type="checkbox"/>	<input checked="" type="checkbox"/>	<input checked="" type="checkbox"/>			16
12	Arredondo Severino Francisco A. (S)				<input type="checkbox"/>		
13	Frias Tarez Mario E. (MB)	<input checked="" type="checkbox"/>	<input checked="" type="checkbox"/>				
15	Burgos Guntin Rafael A. (MB)						
16	Adames Figueroa Luis D. (OH)	<input type="checkbox"/>	<input type="checkbox"/>				3

Coach: ALVAREZ CUTINO, Jose (CUB)
Assistant: RODRIGUEZ, Loren (DOM)

TEAMS AND PLAYERS PERFORMANCES

Won Pts	Total Atts	No Name	Scoring Skills	Won Pts	Total Atts	No Name
38	63	Total Team		41	87	Total Team
10	14	10 Cruz Ezequiel (OH)	Spike	14	25	11 Caceres Gomez Jose M.
8	11	17 Sierra Pedrito (MB)		10	19	3 Contrera de los Santos Elvis
13	55	Total Team	Block	2	33	Total Team
6	15	14 Roman Mannix (MB)		1	4	3 Contrera de los Santos Elvis
3	15	17 Sierra Pedrito (MB)		1	11	4 Hernandez Encarnacion
3	77	Total Team	Serve	4	61	Total Team
2	11	11 Torres Maurice (OP)		2	11	11 Caceres Gomez Jose M.
1	20	2 Goas Edgardo (S)	Opp. error	1	7	4 Hernandez Encarnacion
24		Total Team	Total	14		Total Team
78	195	Total Team		61	181	Total Team
11	29	10 Cruz Ezequiel (OH)	Best Scorer	16	39	11 Caceres Gomez Jose M.
7	50	Total Team	Non scoring Skills	1	67	Total Team
4	18	4 Del Valle Dennis (L)		1	13	2 Alcantara Cabulla Cesar J.
1	5	12 Soto Hector (OH)	Dig	8	76	Total Team
11	56	Total Team		8	57	10 Abreu Lopez Francisco A.
11	53	2 Goas Edgardo (S)	Set	13	68	Total Team
13	47	Total Team	Reception	8	19	5 Recio Cuevas German R.
8	16	12 Soto Hector (OH)	Success - Faults	2	24	3 Contrera de los Santos Elvis
			# Attempts			

Starting line-up Pts = Points scored nn = Captain
 Substitute Atts = Attempts L = Libero
 Opp = Opponent



NORCECA IX Copa Panamericana Voleibol Varonil 2014 Group-C

Match: 5 **Date:** 12/08/2014 **Spectators:** 450
City: Tijuana, Mexico
Hall: Centro de Alto Rendimiento
Match duration: Start: 17:00 End: 18:31 Total: 1:31

Teams	Sets	1	2	3	4	5	Total
VEN	0	20	33	23			76
ARG	3	25	35	25			85
Set duration		0:23	0:36	0:26			1:25

Referees: GALINDO, Misael (COL) & MEDINA, Frank (CUB)

VEN • Venezuela		1	2	3	4	5	Pts
3	Gonzalez Fernando (OH)					<input type="checkbox"/>	
4	L Mata Hector (L)	L	L	L			
5	Rodriguez Emerson (MB)	<input type="checkbox"/>	<input type="checkbox"/>				1
6	Paez Carlos (S)	<input type="checkbox"/>	<input type="checkbox"/>				
8	Salerno Hector (OH)	■	■	■			9
9	Carrasco Jose (S)	■	■	■			
10	Pinerua Kervin (OP)	■	■	■			14
12	Contreras Jhoser (OH)	■	■	■			6
13	Chourio Pirela Jesus D. (MB)	■	■	■			13
14	Montoya Martine Maximo A. (OH)						
17	Escobar Daniel (MB)						
18	Cedeno Marquez Fredy R. (MB)	■	■	■			9

Coach: NACCI, Vincenzo (ITA)
Assistant: NIETO, Ivan (VEN)

ARG • Argentina		1	2	3	4	5	Pts
1	Koukartsev Pablo (OP)	■	■	■			15
2	Villalba Rodrigo (OH)	■	■	■			11
6	Poglajen Cristian (OH)	■	■	■			11
7	Lopez Franco (L)	L	L	L			
8	Gonzalez Demian (S)	■	■	■			2
10	Finoli Juan I. (S)						
11	Zornetta Lucinao (OH)	<input type="checkbox"/>	<input type="checkbox"/>	<input type="checkbox"/>			
13	Imhoff Facundo (MB)	■	■	■			4
14	Palacios Ezequiel (OP)						
16	Gauna Maximiliano (MB)	■	■	■			10
17	Franetovich Federico (MB)					<input type="checkbox"/>	
21	Quiroga Gonzalo (OH)						

Coach: FERRARO, Hernan (ARG)
Assistant: LOPEZ, Martin (ARG)

TEAMS AND PLAYERS PERFORMANCES

Won Pts	Total Atts	No Name	Scoring Skills	Won Pts	Total Atts	No Name
46	86	Total Team		43	87	Total Team
12	27	10 Pinerua Kervin (OP)	Spike	14	31	1 Koukartsev Pablo (OP)
10	16	13 Chourio Pirela Jesus D.		10	18	2 Villalba Rodrigo (OH)
2	43	Total Team	Block	6	37	Total Team
2	11	13 Chourio Pirela Jesus D.		4	9	6 Poglajen Cristian (OH)
4	77	Total Team	Serve	1	9	16 Gauna Maximiliano (MB)
2	15	10 Pinerua Kervin (OP)		4	84	Total Team
1	16	8 Salerno Hector (OH)	Opp. error	2	17	8 Gonzalez Demian (S)
24		Total Team	Total	1	14	2 Villalba Rodrigo (OH)
76	206	Total Team		32		Total Team
				85	208	Total Team
14	48	10 Pinerua Kervin (OP)	Best Scorer	15	51	1 Koukartsev Pablo (OP)
Excellent	Total Atts	No Name	Non scoring Skills	Excellent	Total Atts	No Name
6	73	Total Team		8	77	Total Team
3	21	4 Mata Hector (L)	Dig	6	19	7 Lopez Franco (L)
1	11	12 Contreras Jhoser (OH)		2	11	2 Villalba Rodrigo (OH)
11	84	Total Team	Set	21	77	Total Team
10	79	9 Carrasco Jose (S)		21	74	8 Gonzalez Demian (S)
26	68	Total Team	Reception	28	61	Total Team
11	23	4 Mata Hector (L)	Success - Faults	11	22	7 Lopez Franco (L)
10	27	12 Contreras Jhoser (OH)	# Attempts	7	16	2 Villalba Rodrigo (OH)

■ Starting line-up Pts = Points scored [nn] = Captain
 Substitute Atts = Attempts L = Libero
 Opp = Opponent

NORCECA IX Copa Panamericana Voleibol Varonil 2014 Group-A

Match: 6 **Date:** 12/08/2014 **Spectators:** 1.500
City: Tijuana, Mexico
Hall: Centro de Alto Rendimiento
Match duration: Start: 19:08 End: 20:32 Total: 1:24

Teams	Sets	1	2	3	4	5	Total
COL	0	18	23	15			56
USA	3	25	25	25			75
Set duration		0:24	0:30	0:24			1:18

Referees: KEIM, Adolfo (ARG) & RAMIREZ, Yury (DOM)

COL • Colombia		1	2	3	4	5	Pts
2	Piza Andres (OH)	■	■	■			7
3	L Herrera Adonis (L)	L	L	L			
4	Mosquera Nicolas (OP)	□		□			2
5	Rivas Faver (MB)	■	■				
6	Vanegas Daniel (OH)	□	□				
9	Moreno Alexander (OP)	■	■	■			11
10	Polchlopek Jose (S)	□		□			
11	Mosquera Carlos (MB)	■	■	■			7
12	Palacios Cristian (MB)			□	■		2
13	Ambuila Juan Camilo (S)	■	■	■			2
14	Vasquez Alexander (OH)						
16	Gaitan Sergio (OH)	■	■	■			7

Coach: MOINE, Daniel (ARG)
Assistant: BARRIOS, Samuel (BOL)

USA • United States		1	2	3	4	5	Pts
3	Rowe Spencer (OP)						
4	Crabb Taylor (OH)	■	■	■			9
5	Mclvaine Graham (S)						
7	L Brinkley Michael (L)	L	L	L			
11	Kevorken Scott (MB)	■	■	■			5
12	Page Robart (OH)						
13	Averill Taylor (MB)	■	■	■			9
14	Dejno Jeremy (OH)			□	□		
17	La Cavera Zachary (OP)	■	■	■			15
18	Nally Andrew (OH)	■	■	■			7
20	Boldog Robert (S)	■	■	■			2
22	Olson Nicholas (MB)						

Coach: SULLIVAN, Charles (USA)
Assistant: EDWARDS, Theo (USA)

TEAMS AND PLAYERS PERFORMANCES

Won Pts	Total Atts	No Name
31	77	Total Team
10	27	9 Moreno Alexander (OP)
7	19	16 Gaitan Sergio (OH)
5	31	Total Team
2	7	11 Mosquera Carlos (MB)
1	4	9 Moreno Alexander (OP)
2	57	Total Team
2	14	13 Ambuila Juan Camilo (S)
18		Total Team
56	165	Total Team

Scoring Skills
Spike
Block
Serve
Opp. error
Total

Won Pts	Total Atts	No Name
35	75	Total Team
11	26	17 La Cavera Zachary (OP)
8	20	4 Crabb Taylor (OH)
7	49	Total Team
2	9	18 Nally Andrew (OH)
2	13	17 La Cavera Zachary (OP)
5	74	Total Team
2	15	17 La Cavera Zachary (OP)
1	13	4 Crabb Taylor (OH)
28		Total Team
75	198	Total Team

11	40	9 Moreno Alexander (OP)
----	----	-------------------------

Best Scorer

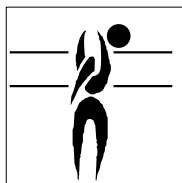
15	54	17 La Cavera Zachary (OP)
----	----	---------------------------

Excellent	Total Atts	No Name
3	90	Total Team
2	13	9 Moreno Alexander (OP)
1	7	12 Palacios Cristian (MB)
3	72	Total Team
3	60	13 Ambuila Juan Camilo (S)
11	65	Total Team
7	21	2 Piza Andres (OH)
2	20	16 Gaitan Sergio (OH)

Non scoring Skills
Dig
Set
Reception
Success - Faults
Attempts

Excellent	Total Atts	No Name
9	67	Total Team
4	16	7 Brinkley Michael (L)
3	20	4 Crabb Taylor (OH)
19	71	Total Team
18	62	20 Boldog Robert (S)
16	46	Total Team
8	19	18 Nally Andrew (OH)
5	18	7 Brinkley Michael (L)

■ Starting line-up Pts = Points scored [nn] = Captain
□ Substitute Atts = Attempts L = Libero
Opp = Opponent



Best Scorers

Rk	No	Name	Team	Spike	Block	Serve	Total
1	10	Pinerua Kervin (OP)	VEN	35	4	3	42
2	11	Torres Maurice (OP)	PUR	28	3	4	35
3	13	Chourio Pirela Jesus D. (MB)	VEN	20	3	2	25
4	18	Cedeno Marquez Fredy R. (MB)	VEN	16	7	1	24
5	9	Moreno Alexander (OP)	COL	21	1	1	23
6	8	Cepeda Abreu Rolando (OP)	CUB	20	0	2	22
7	14	Roman Mannix (MB)	PUR	10	9	0	19
8	12	Soto Hector (OH)	PUR	18	0	0	18
9	7	Soonias Dallas (OP)	CAN	17	0	0	17
9	16	DeRocco Jason (OH)	CAN	14	2	1	17
9	4	Jimenez Scull Javier E. (OH)	CUB	15	1	1	17
9	12	Contreras Jhoser (OH)	VEN	15	2	0	17
9	8	Salerno Hector (OH)	VEN	14	1	2	17
14	11	Caceres Gomez Jose M. (OP)	DOM	14	0	2	16
14	2	Piza Andres (OH)	COL	13	2	1	16
14	10	Cruz Ezequiel (OH)	PUR	15	1	0	16
17	1	Koukartsev Pablo (OP)	ARG	14	1	0	15
17	17	La Cavera Zachary (OP)	USA	11	2	2	15
17	17	Sierra Pedrito (MB)	PUR	10	4	1	15
20	2	Vargas Daniel (OP)	MEX	11	1	1	13
20	20	Uriarte Mestre Osmany S. (OH)	CUB	12	1	0	13
22	3	Contrera de los Santos Elvis D. (OH)	DOM	10	1	0	11
22	2	Villalba Rodrigo (OH)	ARG	10	0	1	11
22	6	Poglajen Cristian (OH)	ARG	7	4	0	11
22	11	Mosquera Carlos (MB)	COL	8	2	1	11
26	13	Cordova Samuel (MB)	MEX	8	2	0	10
26	14	Aguilera Tomas (MB)	MEX	8	2	0	10
26	16	Gauna Maximiliano (MB)	ARG	8	1	1	10
26	9	Guerra Carlos (OH)	MEX	7	1	2	10
30	4	Crabb Taylor (OH)	USA	8	0	1	9
30	13	Averill Taylor (MB)	USA	7	1	1	9
30	16	Gaitan Sergio (OH)	COL	8	1	0	9
33	5	Recio Cuevas German R. (MB)	DOM	7	0	1	8
33	21	Blankenau Jay (S)	CAN	2	5	1	8
33	6	Vanegas Daniel (OH)	COL	6	1	1	8
36	4	Hernandez Encarnacion Wilfrido (MB)	DOM	5	1	1	7
36	18	Nally Andrew (OH)	USA	4	2	1	7
36	18	Del Bianco Nicholas (OH)	CAN	6	1	0	7
36	16	Mesa Sandoval Isbel (MB)	CUB	7	0	0	7
36	17	Chapman Pineiro Felix E. (MB)	CUB	6	1	0	7
36	2	Goas Edgardo (S)	PUR	4	1	2	7
42	17	Vigrass Graham (MB)	CAN	5	1	0	6
42	10	Van Lankvelt Toontje (OH)	CAN	5	0	1	6
42	13	Fiel Rodriguez David (MB)	CUB	4	2	0	6
42	1	Rivera Jose (OH)	PUR	5	0	1	6
46	11	Kevorken Scott (MB)	USA	4	1	0	5
46	5	Macias Infante Leandro (S)	CUB	1	3	1	5
46	13	Ambuila Juan Camilo (S)	COL	1	1	3	5
49	13	Imhoff Facundo (MB)	ARG	4	0	0	4
50	16	Adames Figueroa Luis D. (OH)	DOM	3	0	0	3
Total tournament				528	88	49	665

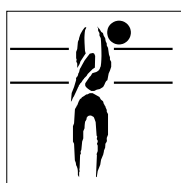




Best Spikers

Limit: 15.00%

Rk	No	Name	Team	Spikes	Faults	Shots	Total Attempts	Succ. %
1	2	Vargas Daniel (OP)	MEX	11	3	3	17	64.71
2	8	Cepeda Abreu Rolando (OP)	CUB	20	3	12	35	57.14
3	11	Caceres Gomez Jose M. (OP)	DOM	14	6	5	25	56.00
4	2	Villalba Rodrigo (OH)	ARG	10	2	6	18	55.56
5	3	Contrera de los Santos Elvis D. (OH)	DOM	10	5	4	19	52.63
6	10	Cruz Ezequiel (OH)	PUR	15	4	10	29	51.72
7	4	Jimenez Scull Javier E. (OH)	CUB	15	5	9	29	51.72
8	12	Soto Hector (OH)	PUR	18	5	15	38	47.37
9	11	Torres Maurice (OP)	PUR	28	8	24	60	46.67
10	1	Koukartsev Pablo (OP)	ARG	14	2	15	31	45.16
Total Tournament				528	168	420	1.116	47.31




Best Blockers

Rk	No	Name	Team	Kill Blocks	Faults	Rebounds	Total Attempts	Avg. by set
1	6	Poglajen Cristian (OH)	ARG	4	3	2	9	1.33
2	21	Blankenau Jay (S)	CAN	5	2	3	10	1.25
3	14	Roman Mannix (MB)	PUR	9	6	16	31	1.13
4	18	Cedeno Marquez Fredy R. (MB)	VEN	7	7	15	29	1.00
5	18	Nally Andrew (OH)	USA	2	1	6	9	0.67
6	14	Aguilera Tomas (MB)	MEX	2	1	3	6	0.67
7	17	La Cavera Zachary (OP)	USA	2	4	7	13	0.67
8	13	Cordova Samuel (MB)	MEX	2	4	2	8	0.67
9	5	Macias Infante Leandro (S)	CUB	3	2	1	6	0.60
10	10	Pinerua Kervin (OP)	VEN	4	6	7	17	0.57
Total Tournament				88	205	284	577	4.19



Best Servers

Rk	No	Name	Team	Aces	Faults	Serve Hits	Total Attempts	Avg. by set
1	8	Gonzalez Demian (S)	ARG	2	1	14	17	0.67
2	17	La Cavera Zachary (OP)	USA	2	2	11	15	0.67
3	11	Caceres Gomez Jose M. (OP)	DOM	2	2	7	11	0.67
4	9	Guerra Carlos (OH)	MEX	2	4	12	18	0.67
5	13	Ambuila Juan Camilo (S)	COL	3	2	23	28	0.50
6	11	Torres Maurice (OP)	PUR	4	3	21	28	0.50
7	10	Pinerua Kervin (OP)	VEN	3	5	23	31	0.43
8	8	Cepeda Abreu Rolando (OP)	CUB	2	5	10	17	0.40
9	2	Villalba Rodrigo (OH)	ARG	1	-	13	14	0.33
9	4	Crabb Taylor (OH)	USA	1	-	12	13	0.33
Total Tournament				49	161	762	972	2.33



Best Diggers

Rk	No	Name	Team	Digs	Faults	Receptions	Total Attempts	Avg. by set
1	7	Lopez Franco (L)	ARG	6	5	8	19	2.00
2	7	Brinkley Michael (L)	USA	4	4	8	16	1.33
3	6	Gutierrez Torna Keibel (L)	CUB	6	6	14	26	1.20
4	4	Mata Hector (L)	VEN	8	12	24	44	1.14
5	5	Rangel Jesus (L)	MEX	3	4	11	18	1.00
6	4	Crabb Taylor (OH)	USA	3	5	12	20	1.00
7	19	Bann Blair (L)	CAN	4	11	22	37	1.00
8	4	Del Valle Dennis (L)	PUR	7	15	29	51	0.88
9	2	Villalba Rodrigo (OH)	ARG	2	6	3	11	0.67
10	10	Pinerua Kervin (OP)	VEN	4	7	20	31	0.57
Total Tournament				78	318	619	1.015	3.71



Best Setters


Rk	No	Name	Team	Running Sets	Faults	Still Sets	Total Attempts	Avg. by set
1	8	Gonzalez Demian (S)	ARG	21	1	52	74	7.00
2	20	Boldog Robert (S)	USA	18	1	43	62	6.00
3	5	Macias Infante Leandro (S)	CUB	24	-	71	95	4.80
4	9	Carrasco Jose (S)	VEN	24	2	151	177	3.43
5	10	Rangel Pedro (S)	MEX	10	1	45	56	3.33
6	2	Goas Edgardo (S)	PUR	22	1	115	138	2.75
7	21	Blankenau Jay (S)	CAN	11	1	78	90	2.75
8	10	Abreu Lopez Francisco A. (S)	DOM	8	-	49	57	2.67
9	13	Ambuila Juan Camilo (S)	COL	6	3	111	120	1.00
10	4	Howatson Joshua (S)	CAN	2	-	7	9	0.50
Total Tournament				149	15	797	961	7.10



Best Receivers

Limit: 20.00%

Rk	No	Name	Team	Excellents	Faults	Serve Receptions	Total Attempts	Eff. %
1	7	Quinones Jorge (OH)	MEX	6	-	5	11	54.55
2	7	Lopez Franco (L)	ARG	11	-	11	22	50.00
3	2	Villalba Rodrigo (OH)	ARG	7	-	9	16	43.75
4	18	Nally Andrew (OH)	USA	8	-	11	19	42.11
5	5	Recio Cuevas German R. (MB)	DOM	8	1	10	19	36.84
6	4	Mata Hector (L)	VEN	14	1	22	37	35.14
7	7	Brinkley Michael (L)	USA	5	-	13	18	27.78
8	10	Van Lankvelt Toontje (OH)	CAN	6	1	11	18	27.78
9	6	Poglajen Cristian (OH)	ARG	10	4	9	23	26.09
10	12	Soto Hector (OH)	PUR	14	2	31	47	25.53
Total Tournament				232	47	524	803	23.04



Best Liberos

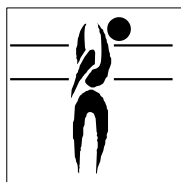
Rk	No	Name	Team	Excellents	Faults	In play	Total attempts	Avg. by set
1	7	Lopez Franco (L)	ARG	17	5	19	41	5.67
2	19	Bann Blair (L)	CAN	15	13	45	73	3.75
3	4	Mata Hector (L)	VEN	22	13	46	81	3.14
4	7	Brinkley Michael (L)	USA	9	4	21	34	3.00
5	5	Rangel Jesus (L)	MEX	9	7	20	36	3.00
6	3	Herrera Adonis (L)	COL	16	15	55	86	2.67
7	4	Del Valle Dennis (L)	PUR	18	21	47	86	2.25
8	6	Gutierrez Torna Keibel (L)	CUB	11	6	24	41	2.20
9	2	Alcantara Cabulla Cesar J. (L)	DOM	3	5	20	28	1.00
10	9	Mulero Jose M. (L)	PUR					



Best Spikers

Limit: 15.00%

Rk	Team	Spikes	Faults	Shots	Total Attempts	Succ. %
1	CUB Cuba	67	13	43	123	54.47
2	PUR Puerto Rico	90	20	67	177	50.85
3	VEN Venezuela	101	30	73	204	49.51
4	ARG Argentina	43	9	35	87	49.43
5	MEX Mexico	38	12	29	79	48.10
6	DOM Dominican Republic	41	20	26	87	47.13
7	USA United States	35	13	27	75	46.67
8	CAN Canada	52	20	57	129	40.31
9	COL Colombia	61	31	63	155	39.35
Total Tournament		528	168	420	1.116	47.31



Best Blockers


Rk	Team	Kill Blocks	Faults	Rebounds	Total Attempts	Avg. by set
1	MEX Mexico	8	13	20	41	2.67
2	VEN Venezuela	18	33	58	109	2.57
3	USA United States	7	11	31	49	2.33
4	PUR Puerto Rico	18	39	53	110	2.25
4	CAN Canada	9	21	26	56	2.25
6	COL Colombia	12	25	36	73	2.00
6	ARG Argentina	6	15	16	37	2.00
8	CUB Cuba	8	35	26	69	1.60
9	DOM Dominican Republic	2	13	18	33	0.67
Total Tournament		88	205	284	577	4.19



Best Servers

Rk	Team	Aces	Faults	Serve Hits	Total Attempts	Avg. by set
1	USA United States	5	7	62	74	1.67
2	MEX Mexico	4	14	57	75	1.33
2	ARG Argentina	4	16	64	84	1.33
2	DOM Dominican Republic	4	13	44	61	1.33
5	VEN Venezuela	9	29	139	177	1.29
6	COL Colombia	7	23	92	122	1.17
7	PUR Puerto Rico	8	20	156	184	1.00
7	CAN Canada	4	15	72	91	1.00
9	CUB Cuba	4	24	76	104	0.80
Total Tournament		49	161	762	972	2.33





Best Diggers

Rk	Team	Digs	Faults	Receptions	Total Attempts	Avg. by set
1	USA United States	9	19	39	67	3.00
2	ARG Argentina	8	28	41	77	2.67
3	VEN Venezuela	18	63	116	197	2.57
4	MEX Mexico	7	14	39	60	2.33
5	CAN Canada	9	35	78	122	2.25
6	PUR Puerto Rico	13	66	93	172	1.63
7	CUB Cuba	8	23	62	93	1.60
8	COL Colombia	5	50	105	160	0.83
9	DOM Dominican Republic	1	20	46	67	0.33
Total Tournament		78	318	619	1.015	3.71



Best Setters

Rk	Team	Running Sets	Faults	Still Sets	Total Attempts	Avg. by set
1	ARG Argentina	21	1	55	77	7.00
2	USA United States	19	2	50	71	6.33
3	CUB Cuba	24	1	78	103	4.80
4	MEX Mexico	11	2	50	63	3.67
5	VEN Venezuela	25	3	157	185	3.57
6	CAN Canada	13	1	88	102	3.25
7	PUR Puerto Rico	22	1	121	144	2.75
8	DOM Dominican Republic	8	1	67	76	2.67
9	COL Colombia	6	3	131	140	1.00
Total Tournament		149	15	797	961	7.10



Best Receivers

Limit: 20.00%

Rk	Team	Excellents	Faults	Serve Receptions	Total Attempts	Eff. %
1	ARG Argentina	28	4	29	61	39.34
2	USA United States	16	2	28	46	30.43
3	CUB Cuba	27	5	61	93	23.66
4	PUR Puerto Rico	39	9	79	127	23.62
5	VEN Venezuela	42	8	94	144	23.61
6	MEX Mexico	16	4	33	53	22.64
7	CAN Canada	24	5	57	86	22.09
8	COL Colombia	27	7	91	125	16.00
9	DOM Dominican Republic	13	3	52	68	14.71
Total Tournament		232	47	524	803	23.04



Argentina and Venezuela establish a new combined record

TIJUANA, Mexico, August 12, 2014 – Argentina and Venezuela established a new combined points' record in a set at Men's Pan American Cup, after scoring a total of 68 units in the second one.

The victory was for the Argentinean team in straight sets (25-20, 35-33, and 25-23). The previous mark was of 64 combined points, when Puerto Rico defeated Mexico 33-31 (first set) on June 16 2009 during the Preliminary Round of the Fourth Edition of the Pan American Cup, celebrated in Chiapas, Mexico.

Pablo Koukartsev finished as top scorer of the match with a total of 15 points, while Rodrigo Villalba and Cristian Poglajen scored 11 apiece. Maximiliano Gavina closed with 10, all of them for Argentina.

On the Venezuelan side, captain Kervin Pinerua closed with 14 and Jesus Chourio with 13. Argentina capitalized a 6-2 blocking advantage in 1 hour and 25 minutes of game. Second set lasted 36 minutes.

Puerto Rico 3-0 Dominican Republic

Puerto Rico granted its first victory after a 3-0 (25-17, 25-18, 28-26) win over Dominican Republic in Pool B. Ezequiel Cruz, Maurice Torres and Pedrito Sierra combined a total of 33 points by scoring 11 apiece for the Puerto Rican Team, while Mannix Roman finished with 10, six of them by blocking.

Jose Miguel Caceres was the top scorer for Dominican Republic with 16 tallies, including 2 aces, the same ones as Puerto Rico's Torres. The Dominican team tried to get back in the third set but failed the decisive points and surrendered a total of 24 units to their rivals. Puerto Rican blocking game was key in the first two sets and in the end totaled a 13-2 advantage.

USA 3-0 Colombia

Americans clinched their first victory by beating Colombia in a three setter match (25-18, 25-23, 25-15) with captain Zachary LaCavera as their top scorer with 15 points in the third match of Day 2 in Pool A.

Crabb Taylor and Averill Taylor also contributed with 9 points apiece for United States. Alexander Moreno was the best scorer for Colombia with 11 tallies. Colombia gave 28 points by mistakes, despite a very good second set that finished 23-25.

Nuevo record de puntos en un set en victoria Argentina sobre Venezuela

TIJUANA, Mexico, Agosto 12, 2014 – Argentina y Venezuela establecieron un Nuevo record de puntos combinados en un set dentro de la IX Copa Panamericana de Voleibol Masculino, tras registrar un total de 68 unidades anotadas entre ambos equipos en el segundo episodio.

La Victoria fue para el cuadro argentine en sets seguidos (25-20, 35-33, y 25-23). La marca anterior era de 64 cuando Puerto Rico le ganó a México 33-31 (primer set) el 16 de junio de 2009 en la IV Copa, celebrada en Chiapas durante la ronda preliminar.

Pablo Koukartsev terminó como mayor anotador con 15 puntos, mientras que Rodrigo Villalba y Cristian Poglajen anotaron 11 cada uno. Maximiliano Gavina cerró con 10, todos para Argentina.

En el bando venezolano, el capitán Kevin Piñerúa cerró con 14 y Jesus Chourio con 13. Argentina capitalizó una ventaja de puntos por bloqueo de 6-2 en 1 hora y 25 minutos de juego. El segundo set duró 36 minutos.

Puerto Rico 3-0 República Dominicana

Puerto Rico obtuvo su primera victoria tras derrotar 3-0 (25-17, 25-18, 28-26) a República Dominicana en partido del Grupo B. Ezequiel Cruz, Maurice Torres y Pedrito Sierra se combinaron convirtiendo un total de 33 puntos, al registrar 11 cada uno para el equipo puertorriqueño, mientras que Mannix Roman cerró con 10, seis de ellos por bloqueo.

José Miguel Cáceres fue el mejor anotador para el cuadro Dominicano con 16 puntos, incluyendo 2 ases, los mismos que el puertorriqueño, Torres. El equipo de Dominicana intentó regresar en el tercer set, pero falló los puntos decisivos al dar 24 unidades por error a su rival.

El bloqueo puertorriqueño, fue clave en los primeros dos sets y al final totalizó una ventaja de 13-2.

EEUU 3-0 Colombia

El equipo norteamericano debutó con una victoria en tres sets sobre Colombia con parciales de

(25-18, 25-23 y 25-15) con su capitán Zachary LaCavera como líder anotador con 15 puntos en el tercer encuentro del segundo día dentro del Grupo A..

Crabb Taylor y Averill Taylor contribuyeron con 9 unidades cada uno para Estados Unidos. Alexander Moreno fue el mejor anotador para Colombia con 11 unidades. Colombia dio 28 puntos por error a su rival, pese a haber finalizado con un apretado segundo set que se definió 23-25.