



**Copa
Panamericana
Voleibol Varonil**
Baja California • México • 2014



Daily Bulletin

Boletín Diario

Number

4

Wednesday August 13th. 2014 • Miercoles 13 de Agosto de 2014



August 11th. to 16th. of 2014
Tijuana, Baja California, México





FEDERATION
INTERNATIONALE
DE VOLLEYBALL



O-1

UNIFORM COLOURS
Couleur de l'uniforme

CITY:
Ville: Tijuana; BC México

DATE: 13/08/2014 TIME: 21:00
Heure:

REGISTERED COLOURS / Couleurs enregistrées :
(ONLY SHIRT COLOUR - seulement la couleur du maillot)

POOL/PHASE:
Groupe/Phase: QUARTERFINALS

	CUB ▼	MEX ▼	PUR ▼	VEN ▼	▼	▼
1	RED	BLACK	RED	BLUE		
2	BLUE	GREEN	WHITE	WHITE		
3	WHITE	RED	BLUE	RED		

MATCH SCHEDULE
Calendrier des matches

DATE:	No. Match	Team Equipe	
		A	B
14/ago/2014	11	PUR	MEX
14/ago/2014	12	CUB	VEN

TEAMS CHOICE (1-2 OR 3)
Choix des équipes (1-2 ou 3)

1st CHOICE 1er Choix		FIVB DECISION LIBERO		FIVB DECISION Décision de la FIVB	
A	B	A	B	A	B
		WHITE	RED	RED	BLACK
		BLUE	WHITE	WHITE	RED



Senior Men's Pan American Cup
August 9-17, 2014 / Tijuana, Mexico
Programa de Entrenamiento / Training Schedule



Día / Day	Hora / Time	Competition Venue - Gimnasio Usos Multiples CAR	Training 1 / UABC - Campus Tijuana	Training 2 / Escuela Federal Preparatoria Lázaro Cárdenas	Training 3 / Cancha 2 CAR Tijuana
14-ago-14	8:00	CAN	DOM (15:00)		COL (15:00)
	9:30	ARG	CUB (17:00)		VEN (17:00)
	11:00	USA	PUR (19:00)		MEX (19:00)
	15:00	DOM VS COL			
	17:00	CUB VS VEN			
	19:00	PUR VS MEX			
15-ago-14	8:00		CAN (15:00)		Winner of M10 (15:00)
	9:30		ARG (17:00)	Loser of M12	Winner of M12* (or M11) (17:00)
	11:00		USA (19:00)	Loser of M11	Winner of M11* (or M12) (19:00)
	15:00	CAN vs Winner of M10			
	17:00	ARG vs Winner of M12* (or M11)			
	19:00	USA vs Winner of M11* (or M12)			
16-ago-14	8:00			Loser of M11 (15:00)	Loser of M12 (15:00)
	9:30			Loser of M14 (17:00)	Loser of M15 (17:00)
	11:00			Winner of M14 (19:00)	Winner of M15 (19:00)
	12:30				
	15:00	Loser of M11 vs Loser of M12			
	17:00	Loser of M14 vs Loser of M15			
	19:00	Winner of M14 vs Winner of M15			



Calendario y Formato de Competencia / Competition Format and Match Schedule



GROUP-A											
No.	Date	Time	Teams			Set	Result per set (points)				
							1	2	3	4	5
3	11-ago	19:00	MEX	vs	COL	3-0	25-20	25-20	26-24		
6	12-ago	19:00	COL	vs	USA	0-3	18-25	23-25	15-25		
9	13-ago	19:00	MEX	vs	USA	0-3	29-31	23-25	23-25		

POSITION POOL A	
1	United State
2	Mexico
3	Colombia

GROUP-B											
No.	Date	Time	Teams			Set	Result per set (points)				
							1	2	3	4	5
2	11-ago	17:00	CUB	vs	PUR	3-2	18-25	26-24	25-20	21-25	15-12
4	12-ago	15:00	PUR	vs	DOM	3-0	25-17	25-18	28-26		
7	13-ago	15:00	DOM	vs	CUB	0-3	19-25	19-25	23-25		

POSITION POOL B	
1	Cuba
2	Puerto Rico
3	Dominican Republic

GROUP-C											
No.	Date	Time	Teams			Set	Result per set (points)				
							1	2	3	4	5
1	11-ago	15:00	CAN	vs	VEN	1-3	20-25	17-25	25-21	28-30	
5	12-ago	17:00	VEN	vs	ARG	0-3	20-25	33-35	23-25		
8	13-ago	17:00	ARG	vs	CAN	3-2	25-18	21-25	25-22	23-25	19-17

POSITION POOL C	
1	Argentina
2	Venezuela
3	Canada

CLASSIFICATION 9											
No.	Date	Time	Teams			Set	Result per set (points)				
							1	2	3	4	5
10	14-ago	15:00	DOM	vs	COL						

QUARTERFINALS											
No.	Date	Time	Teams			Set	Result per set (points)				
							1	2	3	4	5
11	14-ago	19:00	PUR	vs	MEX						
12	14-ago	17:00	CUB	vs	VEN						

FINAL CLASSIFICATION 7/8											
No.	Date	Time	Teams			Set	Result per set (points)				
							1	2	3	4	5
13	15-ago	15:00	CAN	vs	Winner of M10						

SEMIFINALS											
No.	Date	Time	Teams			Set	Result per set (points)				
							1	2	3	4	5
14	15-ago	17:00	ARG	vs	Winner of M12* (or M11)						
15	15-ago	19:00	USA	vs	Winner of M11* (or M12)						

FINAL CLASSIFICATION 5/6											
No.	Date	Time	Teams			Set	Result per set (points)				
							1	2	3	4	5
16	16-ago	15:00	Loser of M11	vs	Loser of M12						

FINALS											
No.	Date	Time	Teams			Set	Result per set (points)				
							1	2	3	4	5
17	16-ago	17:00	Loser of M14	vs	Loser M15						
18	16-ago	19:00	Winner of M14	vs	Winner M15						

*NOTE1: For the Classification, Quarterfinal and Semifinal Rounds, according to the FIVB General Competition Regulations, it must be avoided that teams from the same group play each other.

*NOTE2: According to the established competition format and the FIVB General Regulations, for the Classification, Quarterfinal and

*NOTE3: Highest Ranking (HR) followed by a number (1, 2 or 3) indicates the team's position among the teams from other pools with the same position (1st, 2nd or 3rd) in their group after the Group Preliminary Round based on the VIS point ratio result.

*NOTE4: Winner of M12 = Winner of Match #12, etc.



P-4 VOLLEYBALL • Collated results & ranking



NORCECA IX Copa Panamericana Voleibol Varonil 2014

Results of Wednesday, 13' 13e 'August' 13e '2014

MATCH RESULTS

Group-A

No	Date	Teams	Set	Result per set (points)					Total Points	Time	Spectators
				1	2	3	4	5			
3	11/08/2014	MEX - COL	3-0	25-20	25-20	26-24			76- 64	1:28	2.500
6	12/08/2014	COL - USA	0-3	18-25	23-25	15-25			56- 75	1:24	1.500
9	13/08/2014	MEX - USA	0-3	29-31	23-25	23-25			75- 81	1:38	2.500

Group-B

No	Date	Teams	Set	Result per set (points)					Total Points	Time	Spectators
				1	2	3	4	5			
2	11/08/2014	CUB - PUR	3-2	18-25	26-24	25-20	21-25	15-12	105-106	2:05	950
4	12/08/2014	PUR - DOM	3-0	25-17	25-18	28-26			78- 61	1:28	300
7	13/08/2014	DOM - CUB	0-3	19-25	19-25	23-25			61- 75	1:17	350

Group-C

No	Date	Teams	Set	Result per set (points)					Total Points	Time	Spectators
				1	2	3	4	5			
1	11/08/2014	CAN - VEN	1-3	20-25	17-25	25-21	28-30		90-101	2:03	500
5	12/08/2014	VEN - ARG	0-3	20-25	33-35	23-25			76- 85	1:31	450
8	13/08/2014	ARG - CAN	3-2	25-18	21-25	25-22	23-25	19-17	113-107	2:18	1.650

TEAM RANKING

Group-A

Rk	Code	Team	Matches				Results Details						Points			Sets		
			Pts	T	W	L	3-0	3-1	3-2	2-3	1-3	0-3	W	L	Ratio	W	L	Ratio
1	USA	United States	10	2	2	0	2	0	0	0	0	0	156	131	1,191	6	0	MAX
2	MEX	Mexico	5	2	1	1	1	0	0	0	0	151	145	1,041	3	3	1,000	
3	COL	Colombia	0	2	0	2	0	0	0	0	2	120	151	0,795	0	6		

Group-B

Rk	Code	Team	Matches				Results Details						Points			Sets		
			Pts	T	W	L	3-0	3-1	3-2	2-3	1-3	0-3	W	L	Ratio	W	L	Ratio
1	CUB	Cuba	8	2	2	0	1	0	1	0	0	0	180	167	1,078	6	2	3,000
2	PUR	Puerto Rico	7	2	1	1	1	0	0	1	0	0	184	166	1,108	5	3	1,667
3	DOM	Dominican Republic	0	2	0	2	0	0	0	0	2	122	153	0,797	0	6		

Group-C

Rk	Code	Team	Matches				Results Details						Points			Sets		
			Pts	T	W	L	3-0	3-1	3-2	2-3	1-3	0-3	W	L	Ratio	W	L	Ratio
1	ARG	Argentina	8	2	2	0	1	0	1	0	0	0	198	183	1,082	6	2	3,000
2	VEN	Venezuela	4	2	1	1	0	1	0	0	0	1	177	175	1,011	3	4	0,750
3	CAN	Canada	3	2	0	2	0	0	0	1	1	0	197	214	0,921	3	6	0,500



NORCECA IX Copa Panamericana Voleibol Varonil 2014 Group-B

Match: 7 **Date:** 13/08/2014 **Spectators:** 350
City: Tijuana, Mexico
Hall: Centro de Alto Rendimiento
Match duration: Start: 15:00 End: 16:17 Total: 1:17

Teams	Sets	1	2	3	4	5	Total
DOM	0	19	19	23			61
CUB	3	25	25	25			75
Set duration		0:21	0:23	0:27			1:11

Referees: GONZALEZ, Daniel (MEX) & CAMERON, Andrew (CAN)

DOM • Dominican Republic		1	2	3	4	5	Pts
1	Rodriguez Peralta Antonio (MB)					<input type="checkbox"/>	
2	L Alcantara Cabulla Cesar J. (L)	L	L	L			
3	Contrera de los Santos Elvis D. (OH)	■	■	■			9
4	Hernandez Encarnacion Wilfrido (MB)	■	■	■			3
5	Recio Cuevas German R. (MB)			<input type="checkbox"/>			3
7	Tapia Santana Henry O. (OP)			<input type="checkbox"/>	<input type="checkbox"/>		
10	Abreu Lopez Francisco A. (S)	■	■	■			3
11	Caceres Gomez Jose M. (OP)	■	■	■			20
12	Arredondo Severino Francisco A. (S)						
13	Frias Tavez Mario E. (MB)	■	■	■			
15	Burgos Guntin Rafael A. (MB)						
16	Adames Figueroa Luis D. (OH)	■	■				4

Coach: ALVAREZ CUTINO, Jose (CUB)
Assistant: RODRIGUEZ, Loren (DOM)

CUB • Cuba		1	2	3	4	5	Pts
1	Gonzalez Nicolas Yosvani (S)			<input type="checkbox"/>	<input type="checkbox"/>		
2	Romero Valdes Inovel (OH)			<input type="checkbox"/>			
4	Jimenez Scull Javier E. (OH)	■	■	■			10
5	Macias Infante Leandro (S)	■	■	■			1
6	L Gutierrez Torna Keibel (L)	L	L	L			
8	Cepeda Abreu Rolando (OP)	■	■	■			16
9	Osoria Rodriguez Livan (OP)			<input type="checkbox"/>			
11	Fundora Travieso Lazaro R. (OH)	<input type="checkbox"/>	<input type="checkbox"/>	<input type="checkbox"/>			1
13	Fiel Rodriguez David (MB)	■	■	■			8
16	Mesa Sandoval Isbel (MB)	■	■				6
17	Chapman Pineiro Felix E. (MB)					■	1
20	Uriarte Mestre Osmany S. (OH)	■	■	■			12

Coach: SANCHEZ, Rodolfo (CUB)
Assistant: CRUZ LOPEZ, Jesus (CUB)

TEAMS AND PLAYERS PERFORMANCES

Won Pts	Total Atts	No Name
39	77	Total Team
20	31	11 Caceres Gomez Jose M.
8	23	3 Contrera de los Santos Elvis
3	40	Total Team
1	7	3 Contrera de los Santos Elvis
1	5	10 Abreu Lopez Francisco A.
0	62	Total Team
19		Total Team
61	179	Total Team

Scoring Skills
Spike
Block
Serve
Opp. error
Total

Won Pts	Total Atts	No Name
41	73	Total Team
16	24	8 Cepeda Abreu Rolando
9	16	20 Uriarte Mestre Osmany S.
9	43	Total Team
5	16	13 Fiel Rodriguez David (MB)
3	8	16 Mesa Sandoval Isbel (MB)
5	74	Total Team
2	16	4 Jimenez Scull Javier E.
2	10	20 Uriarte Mestre Osmany S.
20		Total Team
75	190	Total Team

20	45	11 Caceres Gomez Jose M.
----	----	--------------------------

Best Scorer		
16	40	8 Cepeda Abreu Rolando

16	40	8 Cepeda Abreu Rolando
----	----	------------------------

Excellent	Total Atts	No Name
8	71	Total Team
2	7	16 Adames Figueroa Luis D.
2	5	2 Alcantara Cabulla Cesar J.
9	71	Total Team
9	68	10 Abreu Lopez Francisco A.
19	62	Total Team
9	22	2 Alcantara Cabulla Cesar J.
4	23	3 Contrera de los Santos Elvis

Non scoring Skills
Dig
Set
Reception
Success - Faults
Attempts

Excellent	Total Atts	No Name
6	64	Total Team
4	17	6 Gutierrez Torna Keibel (L)
1	4	13 Fiel Rodriguez David (MB)
22	66	Total Team
22	57	5 Macias Infante Leandro (S)
18	52	Total Team
14	36	20 Uriarte Mestre Osmany S.
4	12	6 Gutierrez Torna Keibel (L)

■ Starting line-up Pts = Points scored = Captain
 Substitute Atts = Attempts L = Libero
 Opp = Opponent

Match: 8 **Date:** 13/08/2014 **Spectators:** 1.650
City: Tijuana, Mexico
Hall: Centro de Alto Rendimiento
Match duration: Start: 17:00 End: 19:18 Total: 2:18

Teams	Sets	1	2	3	4	5	Total
ARG	3	25	21	25	23	19	113
CAN	2	18	25	22	25	17	107
Set duration		0:22	0:25	0:27	0:29	0:23	2:06

Referees: MALDONADO, Jaime (PUR) & GALINDO, Misael (COL)

ARG • Argentina		1	2	3	4	5	Pts
1	Koukartsev Pablo (OP)	■	■	■	■	■	19
2	Villalba Rodrigo (OH)	■	■	■	■	■	18
6	Poglajen Cristian (OH)	■	■	■	■	■	3
7 L	Lopez Franco (L)	L	L	L	L	L	
8	Gonzalez Demian (S)	■	■	■	■	■	
10	Finoli Juan I. (S)						
11	Zornetta Lucinao (OH)	□	□	□	□	□	
13	Imhoff Facundo (MB)	■	■	■	■	■	15
14	Palacios Ezequiel (OP)	□	□	□	□	□	1
16	Gauna Maximiliano (MB)	■	■	■	■	■	6
17	Franetovich Federico (MB)					□	
21	Quiroga Gonzalo (OH)	□	□	■	■	■	10

Coach: FERRARO, Hernan (ARG)
Assistant: LOPEZ, Martin (ARG)

CAN • Canada		1	2	3	4	5	Pts
4	Howatson Joshua (S)				□	■	
5	Verhoeff Rudy (MB)	□	□	□	■	■	4
6	Burt Max (MB)	■	■	■	■	■	4
7	Soonias Dallas (OP)	■	■	■	■	■	27
8	Gunter Bradley (OP)						
10	Van Lankvelt Toontje (OH)	■	■	■	■	■	16
16	DeRocco Jason (OH)	■			□	■	10
17	Vigrass Graham (MB)	■	■	■	■	■	13
18	Del Bianco Nicholas (OH)						
19 L	Bann Blair (L)	L	L	L	L	L	
21	Blankenau Jay (S)	■	■	■	■	■	3
22	Marshall Steven (OH)	□	■	■	■	■	5

Coach: LAPLANTE, Georges (CAN)
Assistant: RATUSHNIAK, Ryan (CAN)

TEAMS AND PLAYERS PERFORMANCES

Won Pts	Total Atts	No Name	Scoring Skills	Won Pts	Total Atts	No Name
61	140	Total Team		65	155	Total Team
17	38	2 Villalba Rodrigo (OH)	Spike	25	61	7 Soonias Dallas (OP)
16	39	1 Koukartsev Pablo (OP)		12	27	10 Van Lankvelt Toontje (OH)
10	71	Total Team	Block	8	70	Total Team
5	25	13 Imhoff Facundo (MB)		5	14	17 Vigrass Graham (MB)
3	7	1 Koukartsev Pablo (OP)	Serve	1	7	10 Van Lankvelt Toontje (OH)
1	112	Total Team		9	107	Total Team
1	19	2 Villalba Rodrigo (OH)	Opp. error	3	22	10 Van Lankvelt Toontje (OH)
				2	10	21 Blankenau Jay (S)
41		Total Team	Total	25		Total Team
113	323	Total Team		107	332	Total Team

19	62	1 Koukartsev Pablo (OP)	Best Scorer	27	92	7 Soonias Dallas (OP)
----	----	-------------------------	--------------------	----	----	-----------------------

Excellent	Total Atts	No Name	Non scoring Skills	Excellent	Total Atts	No Name
17	154	Total Team		19	120	Total Team
11	45	7 Lopez Franco (L)	Dig	12	40	19 Bann Blair (L)
3	13	21 Quiroga Gonzalo (OH)		2	14	7 Soonias Dallas (OP)
25	105	Total Team	Set	19	132	Total Team
25	100	8 Gonzalez Demian (S)		10	47	4 Howatson Joshua (S)
31	85	Total Team	Reception	42	100	Total Team
10	21	6 Poglajen Cristian (OH)	Success - Faults	16	29	19 Bann Blair (L)
6	18	2 Villalba Rodrigo (OH)	# Attempts	13	33	10 Van Lankvelt Toontje (OH)

■ Starting line-up Pts = Points scored [nn] = Captain
□ Substitute Atts = Attempts L = Libero
Opp = Opponent

NORCECA IX Copa Panamericana Voleibol Varonil 2014 Group-A

Match: 9 **Date:** 13/08/2014 **Spectators:** 2.500
City: Tijuana, Mexico
Hall: Centro de Alto Rendimiento
Match duration: Start: 19:46 End: 21:24 Total: 1:38

Teams	Sets	1	2	3	4	5	Total
MEX	0	29	23	23			75
USA	3	31	25	25			81
Set duration		0:34	0:30	0:28			1:32

Referees: MEDINA, Frank (CUB) & KEIM, Adolfo (ARG)

MEX • Mexico		1	2	3	4	5	Pts
2	Vargas Daniel (OP)	■	■	■			15
4	Meyer Gustavo (OH)	■	■	■			7
5	L Rangel Jesus (L)	L	L	L			
7	Quinones Jorge (OH)	■	□	□			1
8	Herrera Edgar (MB)	□	□				1
9	Guerra Carlos (OH)	□	■	■			10
10	Rangel Pedro (S)	□	□	■			1
11	Barajas Jorge (S)	■	■	□			
13	Cordova Samuel (MB)	■	■	■			8
14	Aguilera Tomas (MB)	■	■	■			7
15	Petris Martin (OH)						
20	Duarte Julian (OH)						

Coach: HERNANDEZ, Sergio (MEX)
Assistant: DELGADO, Adrian (MEX)

USA • United States		1	2	3	4	5	Pts
3	Rowe Spencer (OP)						
4	Crabb Taylor (OH)	■	■	■			17
5	Mclvaine Graham (S)						
7	L Brinkley Michael (L)	L	L	L			
11	Kevorken Scott (MB)	■	■	■			8
12	Page Robart (OH)						
13	Averill Taylor (MB)	■	■	■			14
14	Dejno Jeremy (OH)	□	□	□			
17	La Cavera Zachary (OP)	■	■	■			13
18	Nally Andrew (OH)	■	■	■			6
20	Boldog Robert (S)	■	■	■			3
22	Olson Nicholas (MB)						

Coach: SULLIVAN, Charles (USA)
Assistant: EDWARDS, Theo (USA)

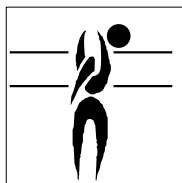
TEAMS AND PLAYERS PERFORMANCES

Won Pts	Total Atts	No Name	Scoring Skills	Won Pts	Total Atts	No Name
43	91	Total Team		50	92	Total Team
14	26	2 Vargas Daniel (OP)	Spike	17	27	4 Crabb Taylor (OH)
10	20	9 Guerra Carlos (OH)		11	27	17 La Cavera Zachary (OP)
4	39	Total Team	Block	7	48	Total Team
3	13	13 Cordova Samuel (MB)		2	7	18 Nally Andrew (OH)
1	2	8 Herrera Edgar (MB)		2	14	13 Averill Taylor (MB)
3	76	Total Team	Serve	4	80	Total Team
2	13	14 Aguilera Tomas (MB)		2	13	13 Averill Taylor (MB)
1	12	2 Vargas Daniel (OP)		1	10	20 Boldog Robert (S)
25		Total Team	Opp. error	20		Total Team
75	206	Total Team	Total	81	220	Total Team

15	39	2 Vargas Daniel (OP)	Best Scorer	17	48	4 Crabb Taylor (OH)
----	----	----------------------	--------------------	----	----	---------------------

Excellent	Total Atts	No Name	Non scoring Skills	Excellent	Total Atts	No Name
14	90	Total Team		12	75	Total Team
5	18	4 Meyer Gustavo (OH)	Dig	8	27	7 Brinkley Michael (L)
3	12	2 Vargas Daniel (OP)		3	12	17 La Cavera Zachary (OP)
16	76	Total Team	Set	19	85	Total Team
10	43	11 Barajas Jorge (S)		19	82	20 Boldog Robert (S)
23	63	Total Team	Reception	25	62	Total Team
7	16	4 Meyer Gustavo (OH)	Success - Faults	11	16	7 Brinkley Michael (L)
14	33	5 Rangel Jesus (L)	# Attempts	6	18	4 Crabb Taylor (OH)

■ Starting line-up Pts = Points scored [nn] = Captain
□ Substitute Atts = Attempts L = Libero
Opp = Opponent



Best Scorers

Rk	No	Name	Team	Spike	Block	Serve	Total
1	7	Soonias Dallas (OP)	CAN	42	1	1	44
2	10	Pinerua Kervin (OP)	VEN	35	4	3	42
3	8	Cepeda Abreu Rolando (OP)	CUB	36	0	2	38
4	11	Caceres Gomez Jose M. (OP)	DOM	34	0	2	36
5	11	Torres Maurice (OP)	PUR	28	3	4	35
6	1	Koukartsev Pablo (OP)	ARG	30	4	0	34
7	2	Villalba Rodrigo (OH)	ARG	27	0	2	29
8	2	Vargas Daniel (OP)	MEX	25	1	2	28
8	17	La Cavera Zachary (OP)	USA	22	3	3	28
10	4	Jimenez Scull Javier E. (OH)	CUB	23	1	3	27
10	16	DeRocco Jason (OH)	CAN	23	2	2	27
12	4	Crabb Taylor (OH)	USA	25	0	1	26
13	13	Chourio Pirela Jesus D. (MB)	VEN	20	3	2	25
13	20	Uriarte Mestre Osmany S. (OH)	CUB	21	2	2	25
15	18	Cedeno Marquez Fredy R. (MB)	VEN	16	7	1	24
16	9	Moreno Alexander (OP)	COL	21	1	1	23
16	13	Averill Taylor (MB)	USA	17	3	3	23
18	10	Van Lankvelt Toontje (OH)	CAN	17	1	4	22
19	3	Contrera de los Santos Elvis D. (OH)	DOM	18	2	0	20
19	9	Guerra Carlos (OH)	MEX	17	1	2	20
21	13	Imhoff Facundo (MB)	ARG	14	5	0	19
21	14	Roman Mannix (MB)	PUR	10	9	0	19
21	17	Vigrass Graham (MB)	CAN	13	6	0	19
24	13	Cordova Samuel (MB)	MEX	13	5	0	18
24	12	Soto Hector (OH)	PUR	18	0	0	18
26	14	Aguilera Tomas (MB)	MEX	13	2	2	17
26	12	Contreras Jhoser (OH)	VEN	15	2	0	17
26	8	Salerno Hector (OH)	VEN	14	1	2	17
29	2	Piza Andres (OH)	COL	13	2	1	16
29	10	Cruz Ezequiel (OH)	PUR	15	1	0	16
29	16	Gauna Maximiliano (MB)	ARG	13	2	1	16
32	17	Sierra Pedrito (MB)	PUR	10	4	1	15
33	6	Poglajen Cristian (OH)	ARG	10	4	0	14
33	13	Fiel Rodriguez David (MB)	CUB	7	7	0	14
35	11	Kevorken Scott (MB)	USA	11	2	0	13
35	18	Nally Andrew (OH)	USA	8	4	1	13
35	16	Mesa Sandoval Isbel (MB)	CUB	10	3	0	13
38	5	Recio Cuevas German R. (MB)	DOM	10	0	1	11
38	11	Mosquera Carlos (MB)	COL	8	2	1	11
38	21	Blankenau Jay (S)	CAN	2	6	3	11
41	4	Hernandez Encarnacion Wilfrido (MB)	DOM	7	2	1	10
41	21	Quiroga Gonzalo (OH)	ARG	9	1	0	10
43	4	Meyer Gustavo (OH)	MEX	8	1	0	9
43	16	Gaitan Sergio (OH)	COL	8	1	0	9
45	6	Vanegas Daniel (OH)	COL	6	1	1	8
45	17	Chapman Pineiro Felix E. (MB)	CUB	7	1	0	8
47	16	Adames Figueroa Luis D. (OH)	DOM	7	0	0	7
47	2	Goas Edgardo (S)	PUR	4	1	2	7
47	18	Del Bianco Nicholas (OH)	CAN	6	1	0	7
50	1	Rivera Jose (OH)	PUR	5	0	1	6
Total tournament				827	129	71	1.027

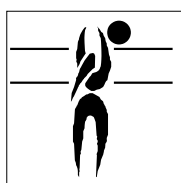




Best Spikers

Limit: 15.00%

Rk	No	Name	Team	Spikes	Faults	Shots	Total Attempts	Succ. %
1	8	Cepeda Abreu Rolando (OP)	CUB	36	3	20	59	61.02
2	11	Caceres Gomez Jose M. (OP)	DOM	34	9	13	56	60.71
3	2	Vargas Daniel (OP)	MEX	25	5	13	43	58.14
4	4	Crabb Taylor (OH)	USA	25	4	18	47	53.19
5	10	Cruz Ezequiel (OH)	PUR	15	4	10	29	51.72
6	2	Villalba Rodrigo (OH)	ARG	27	5	24	56	48.21
7	4	Jimenez Scull Javier E. (OH)	CUB	23	9	16	48	47.92
8	12	Soto Hector (OH)	PUR	18	5	15	38	47.37
9	20	Uriarte Mestre Osmany S. (OH)	CUB	21	4	20	45	46.67
10	11	Torres Maurice (OP)	PUR	28	8	24	60	46.67
Total Tournament				827	246	671	1.744	47.42




Best Blockers

Rk	No	Name	Team	Kill Blocks	Faults	Rebounds	Total Attempts	Avg. by set
1	14	Roman Mannix (MB)	PUR	9	6	16	31	1.13
2	18	Cedeno Marquez Fredy R. (MB)	VEN	7	7	15	29	1.00
3	13	Fiel Rodriguez David (MB)	CUB	7	16	8	31	0.88
4	13	Cordova Samuel (MB)	MEX	5	9	7	21	0.83
5	18	Nally Andrew (OH)	USA	4	4	8	16	0.67
6	17	Vigrass Graham (MB)	CAN	6	8	13	27	0.67
7	21	Blankenau Jay (S)	CAN	6	7	7	20	0.67
8	13	Imhoff Facundo (MB)	ARG	5	13	14	32	0.63
9	10	Pinerua Kervin (OP)	VEN	4	6	7	17	0.57
10	17	La Cavera Zachary (OP)	USA	3	4	10	17	0.50
Total Tournament				129	325	434	888	4.03



Best Servers

Rk	No	Name	Team	Aces	Faults	Serve Hits	Total Attempts	Avg. by set
1	13	Ambuila Juan Camilo (S)	COL	3	2	23	28	0.50
2	11	Torres Maurice (OP)	PUR	4	3	21	28	0.50
3	17	La Cavera Zachary (OP)	USA	3	4	23	30	0.50
4	13	Averill Taylor (MB)	USA	3	4	13	20	0.50
5	10	Van Lankvelt Toontje (OH)	CAN	4	6	19	29	0.44
6	10	Pinerua Kervin (OP)	VEN	3	5	23	31	0.43
7	4	Jimenez Scull Javier E. (OH)	CUB	3	5	27	35	0.38
8	14	Aguilera Tomas (MB)	MEX	2	2	17	21	0.33
9	9	Guerra Carlos (OH)	MEX	2	5	19	26	0.33
10	2	Vargas Daniel (OP)	MEX	2	6	17	25	0.33
Total Tournament				71	243	1.169	1.483	2.22



Best Diggers

Rk	No	Name	Team	Digs	Faults	Receptions	Total Attempts	Avg. by set
1	7	Lopez Franco (L)	ARG	17	11	36	64	2.13
2	7	Brinkley Michael (L)	USA	12	11	20	43	2.00
3	19	Bann Blair (L)	CAN	16	22	39	77	1.78
4	6	Gutierrez Torna Keibel (L)	CUB	10	13	20	43	1.25
5	4	Mata Hector (L)	VEN	8	12	24	44	1.14
6	4	Meyer Gustavo (OH)	MEX	6	6	7	19	1.00
7	5	Rangel Jesus (L)	MEX	6	17	19	42	1.00
8	4	Del Valle Dennis (L)	PUR	7	15	29	51	0.88
9	17	La Cavera Zachary (OP)	USA	4	3	10	17	0.67
10	2	Vargas Daniel (OP)	MEX	4	4	8	16	0.67
Total Tournament				154	494	941	1.589	4.81



Best Setters


Rk	No	Name	Team	Running Sets	Faults	Still Sets	Total Attempts	Avg. by set
1	20	Boldog Robert (S)	USA	37	2	105	144	6.17
2	5	Macias Infante Leandro (S)	CUB	46	-	106	152	5.75
3	8	Gonzalez Demian (S)	ARG	46	2	126	174	5.75
4	9	Carrasco Jose (S)	VEN	24	2	151	177	3.43
5	10	Abreu Lopez Francisco A. (S)	DOM	17	1	107	125	2.83
6	2	Goas Edgardo (S)	PUR	22	1	115	138	2.75
7	10	Rangel Pedro (S)	MEX	16	1	66	83	2.67
8	21	Blankenau Jay (S)	CAN	20	3	143	166	2.22
9	11	Barajas Jorge (S)	MEX	11	-	36	47	1.83
10	4	Howatson Joshua (S)	CAN	12	2	42	56	1.33
Total Tournament				259	24	1.213	1.496	8.09



Best Receivers

Limit: 20.00%

Rk	No	Name	Team	Excellents	Faults	Serve Receptions	Total Attempts	Eff. %
1	7	Brinkley Michael (L)	USA	16	-	18	34	47.06
2	5	Recio Cuevas German R. (MB)	DOM	13	1	13	27	44.44
3	19	Bann Blair (L)	CAN	27	2	36	65	38.46
4	2	Villalba Rodrigo (OH)	ARG	13	1	20	34	35.29
5	4	Mata Hector (L)	VEN	14	1	22	37	35.14
6	10	Van Lankvelt Toontje (OH)	CAN	19	2	30	51	33.33
7	7	Lopez Franco (L)	ARG	20	4	24	48	33.33
8	18	Nally Andrew (OH)	USA	16	1	29	46	32.61
9	6	Poglajen Cristian (OH)	ARG	20	6	18	44	31.82
10	5	Rangel Jesus (L)	MEX	20	4	27	51	31.37
Total Tournament				390	70	767	1.227	26.08



Best Liberos

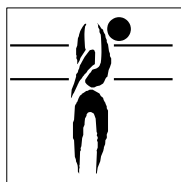
Rk	No	Name	Team	Excellents	Faults	In play	Total attempts	Avg. by set
1	19	Bann Blair (L)	CAN	43	24	75	142	4.78
2	7	Brinkley Michael (L)	USA	28	11	38	77	4.67
3	7	Lopez Franco (L)	ARG	37	15	60	112	4.63
4	5	Rangel Jesus (L)	MEX	26	21	46	93	4.33
5	4	Mata Hector (L)	VEN	22	13	46	81	3.14
6	3	Herrera Adonis (L)	COL	16	15	55	86	2.67
7	6	Gutierrez Torna Keibel (L)	CUB	19	13	38	70	2.38
8	2	Alcantara Cabulla Cesar J. (L)	DOM	14	8	33	55	2.33
9	4	Del Valle Dennis (L)	PUR	18	21	47	86	2.25
10	9	Mulero Jose M. (L)	PUR					



Best Spikers

Limit: 15.00%

Rk	Team	Spikes	Faults	Shots	Total Attempts	Succ. %
1	CUB Cuba	108	19	69	196	55.10
2	USA United States	85	24	58	167	50.90
3	PUR Puerto Rico	90	20	67	177	50.85
4	VEN Venezuela	101	30	73	204	49.51
5	DOM Dominican Republic	80	32	52	164	48.78
6	MEX Mexico	81	22	67	170	47.65
7	ARG Argentina	104	26	97	227	45.81
8	CAN Canada	117	42	125	284	41.20
9	COL Colombia	61	31	63	155	39.35
Total Tournament		827	246	671	1.744	47.42



Best Blockers


Rk	Team	Kill Blocks	Faults	Rebounds	Total Attempts	Avg. by set
1	VEN Venezuela	18	33	58	109	2.57
2	USA United States	14	29	54	97	2.33
3	PUR Puerto Rico	18	39	53	110	2.25
4	CUB Cuba	17	51	44	112	2.13
5	COL Colombia	12	25	36	73	2.00
5	ARG Argentina	16	38	54	108	2.00
5	MEX Mexico	12	32	36	80	2.00
8	CAN Canada	17	48	61	126	1.89
9	DOM Dominican Republic	5	30	38	73	0.83
Total Tournament		129	325	434	888	4.03



Best Servers

Rk	Team	Aces	Faults	Serve Hits	Total Attempts	Avg. by set
1	USA United States	9	23	122	154	1.50
2	CAN Canada	13	35	150	198	1.44
3	VEN Venezuela	9	29	139	177	1.29
4	MEX Mexico	7	27	117	151	1.17
4	COL Colombia	7	23	92	122	1.17
6	CUB Cuba	9	35	134	178	1.13
7	PUR Puerto Rico	8	20	156	184	1.00
8	DOM Dominican Republic	4	23	96	123	0.67
9	ARG Argentina	5	28	163	196	0.63
Total Tournament		71	243	1.169	1.483	2.22





Best Diggers

Rk	Team	Digs	Faults	Receptions	Total Attempts	Avg. by set
1	USA United States	21	40	81	142	3.50
1	MEX Mexico	21	45	84	150	3.50
3	ARG Argentina	25	64	142	231	3.13
4	CAN Canada	28	69	145	242	3.11
5	VEN Venezuela	18	63	116	197	2.57
6	CUB Cuba	14	49	94	157	1.75
7	PUR Puerto Rico	13	66	93	172	1.63
8	DOM Dominican Republic	9	48	81	138	1.50
9	COL Colombia	5	50	105	160	0.83
Total Tournament		154	494	941	1.589	4.81



Best Setters

Rk	Team	Running Sets	Faults	Still Sets	Total Attempts	Avg. by set
1	USA United States	38	3	115	156	6.33
2	CUB Cuba	46	2	121	169	5.75
2	ARG Argentina	46	3	133	182	5.75
4	MEX Mexico	27	2	110	139	4.50
5	VEN Venezuela	25	3	157	185	3.57
6	CAN Canada	32	5	197	234	3.56
7	DOM Dominican Republic	17	2	128	147	2.83
8	PUR Puerto Rico	22	1	121	144	2.75
9	COL Colombia	6	3	131	140	1.00
Total Tournament		259	24	1.213	1.496	8.09



Best Receivers

Limit: 20.00%

Rk	Team	Excellents	Faults	Serve Receptions	Total Attempts	Eff. %
1	USA United States	41	4	63	108	34.26
2	CAN Canada	66	7	113	186	31.72
3	ARG Argentina	59	15	72	146	30.14
4	CUB Cuba	45	5	95	145	27.59
5	MEX Mexico	39	8	69	116	26.72
6	PUR Puerto Rico	39	9	79	127	23.62
7	VEN Venezuela	42	8	94	144	23.61
8	DOM Dominican Republic	32	7	91	130	19.23
9	COL Colombia	27	7	91	125	16.00
Total Tournament		390	70	767	1.227	26.08





USA and Argentina qualify to semifinals at Mens Pan Am Cup

TIJUANA, Mexico, August 13 2014.- USA and Argentina qualified to the second round at IX Men's Pan American Cup. Both teams advanced directly to semifinals after beating Mexico and Canada respectively.

USA 3-0 Mexico

The United states defeated host Mexico in straight sets (31-29, 25-23 and 25-23). Crabb Taylor was the leader of American offense with a total of 17 points, followed by Averill Taylor with 14, while captain Zachary La Cavera finished with 13. Mexico could not achieve the temporary win in the first set after missing some key points that at least could force a four sets match. Daniel Vargas finished as top scorer with 15 points for the host team, while Carlos Guerra closed with 10 units and Samuel Cordova with 8.

Cuba 3-0 Dominican Republic

Cuba advanced to quarterfinals after a three setter victory over Dominican Republic by scores of 25-19, 25-19 and 25-23. The Cubans closed Pools Round with a 2-0 record atop of Pool B. The third set was very tight after the Dominicans tried to get back with a good solid performance by José Cáceres and Elvis Contreras.

Caceres finished with 20 points to be the top scorer of the match, while Contreras closed with 9. On the Cuban side, captain Rolando Cepeda closed with 16 points, followed by Osmany Uriarte, with 12 and Javier Jiménez Scull with 10.

Cuban block and service were a big key to achieve the win. The team coached by Rodolfo Sanchez had a 9-3 blocking points advantage in the end, and converted 5 aces against none by the Dominican squad.

Argentina 3-2 Canada

In a long five setter battle, Argentina edged Canada 25-18, 21-25, 25-22, 23-25 and 19-17. The team coached by Hernan Ferraro finished atop of Pool C and was waiting for a rival on the second round. Pablo Koukartsev was the leader on the Argentinean side with 19 points, followed by Rodrigo Villalba with 18 and Facundo Imhoff with 15, while Gonzalo Quiroga scored 10. For Canada Dallas Soonias closed with 27 points, Toontje Van Lankvett with 16, Graham Vigrass with 13 and Jason DeRocco with 10.





USA y Argentina avanzan a las semifinales de la Copa Panamericana Masculina

TIJUANA, México, Agosto 13, 2014 – Estados Unidos y Argentina clasificaron a la segunda fase de la IX Copa Panamericana de Voleibol Masculino. Ambos equipos avanzaron de manera directa a las semifinales tras derrotar a México y Canada, respectivamente.

EEUU 3-0 México

Estados Unidos avanzó a las semifinales en la IX Copa Panamericana de Voleibol Masculino, tras derrotar al anfitrión México en sets seguidos por 31-29, 25-23 y 25-23.

Crabb Taylor fue el líder de la ofensiva norteamericana con un total de 17 puntos, seguido de Averill Taylor con 14, mientras que el capitán Zachary La Cavera cerró con 13 unidades.

México no pudo sellar la victoria parcial en el primer set, después de fallar en varios puntos clave para decidirlo y que tal vez hubieran forzado el encuentro a cuatro episodios. Daniel Vargas finalizó como líder anotador con 15 unidades para los anfitriones, mientras que Carlos Guerra cerró con 10 puntos y Samuel Córdova con 8.

Cuba 3-0 Dominicana

Cuba ganó a República Dominicana por parciales de 25-19, 25-19, 25-23.

El tercer set fue bastante cerrado, ya que los dominicanos intentaron regresar con una sólida actuación de José Cáceres y de Elvis Contreras. Cáceres finalizó como mejor anotador del juego con 20 puntos, mientras que Contreras cerró con 9. Por los cubanos, el capitán Rolando Cepeda se fue con 16 puntos, Osmany Uriarte con 12 y Javier Jiménez Scull con 10. El bloqueo y servicio cubano fue fundamental en la victoria, al dejar clara una ventaja de 9 puntos contra 3 en el primer departamento por parte del equipo de Rodolfo Sánchez, que también dominó en el área del saque con cinco ases contra ninguno del cuadro dominicano.

Argentina 3-2 Canadá

En una larga batalla a cinco sets, Argentina venció a Canada por parciales de 25-18, 21-25, 25-22, 23-25 y 19-17 en la IX Copa Panamericana de Voleibol Masculino.

El cuadro dirigido por Hernán Ferraro aseguró el liderato del grupo con dos victorias y esperaba rival en la siguiente ronda.

Pablo Koukartsev comandó el ataque sudamericano con 19 puntos, escoltado por Villalba con 18, Facundo Imhoff con 15 y Gonzalo Quiroga con 10.

Por Canadá Dallas Soonias cerró con 27 puntos, Toontje Van Lankvett con 16, Graham Vigrass con 13 y Jason DeRocco con 10.

