



**Copa
Panamericana
Voleibol Varonil**
Baja California • México • 2014



Daily Bulletin

Boletín Diario

Thursday August 14th. 2014 • Jueves 14 de Agosto de 2014

Number

5



August 11th. to 16th. of 2014
Tijuana, Baja California, México





FEDERATION
INTERNATIONALE
DE VOLLEYBALL



O-1

UNIFORM COLOURS
Couleur de l'uniforme

CITY:
Ville: Tijuana; BC México

DATE: 14/08/2014 TIME: 21:00
Heure:

REGISTERED COLOURS / Couleurs enregistrées :
(ONLY SHIRT COLOUR - seulement la couleur du maillot)

POOL/PHASE:
Groupe/Phase: CLASSIFICATION 7/8

	CAN ▼	DOM ▼	▼	▼	▼	▼
1	BLACK	NAVY				
2	WHITE	WHITE				
3	RED	RED				

MATCH SCHEDULE
Calendrier des matches

DATE:	No. Match	Team Equipe	
		A	B
15/ago/2014	13	CAN	DOM

TEAMS CHOICE (1-2 OR 3)
Choix des équipes (1-2 ou 3)

1st CHOICE 1er Choix		FIVB DECISION LIBERO	
A	B	A	B
		WHITE	NAVY

FIVB DECISION
Décision de la FIVB

A	B
BLACK	WHITE



FEDERATION
INTERNATIONALE
DE VOLLEYBALL



O-1

UNIFORM COLOURS
Couleur de l'uniforme

CITY: Ville:

DATE: TIME: Heure:

REGISTERED COLOURS / Couleurs enregistrées :
(ONLY SHIRT COLOUR - seulement la couleur du maillot)

POOL/PHASE: Groupe/Phase:

	ARG ▼	CUB ▼	USA ▼	PUR ▼	▼	▼
1	NAVY	RED	RED	RED		
2	WHITE	BLUE	WHITE	WHITE		
3		WHITE	NAVY	BLUE		

MATCH SCHEDULE Calendrier des matches			
DATE:	No. Match	Team	Team
		Equipe	Equipe
		A	B
15/ago/2014	14	ARG	CUB
15/ago/2014	15	USA	PUR

TEAMS CHOICE (1-2 OR 3) Choix des équipes (1-2 ou 3)			
1st CHOICE 1er Choix		FIVB DECISION LIBERO	
A	B	A	B
		WHITE	WHITE
		WHITE	BLUE

FIVB DECISION Décision de la FIVB	
A	B
NAVY	RED
RED	WHITE



Senior Men's Pan American Cup
August 9-17, 2014 / Tijuana, Mexico
Programa de Entrenamiento / Training Schedule



Día / Day	Hora / Time	Competition Venue - Gimnasio Usos Multiples CAR	Training 1 / UABC - Campus Tijuana	Training 2 / Escuela Federal Preparatoria Lázaro Cárdenas	Training 3 / Cancha 2 CAR Tijuana
15-ago-14	8:00		CAN (15:00)		DOM (15:00)
	9:30		ARG (17:00)	VEN	CUB(17:00)
	11:00		USA (19:00)	MEX	PUR (19:00)
	15:00	CAN vs DOM			
	17:00	ARG vs CUB			
	19:00	USA vs PUR			
	16-ago-14	8:00			MEX (15:00)
9:30				Loser of M14 (17:00)	Loser of M15 (17:00)
11:00				Winner of M14 (19:00)	Winner of M15 (19:00)
12:30					
15:00		MEX vs VEN			
17:00		Loser of M14 vs Loser of M15			
19:00		Winner of M14 vs Winner of M15			



Calendario y Formato de Competencia / Competition Format and Match Schedule



GROUP-A											
No.	Date	Time	Teams		Set	Result per set (points)					
						1	2	3	4	5	
3	11-ago	19:00	MEX	vs	COL	3-0	25-20	25-20	26-24		
6	12-ago	19:00	COL	vs	USA	0-3	18-25	23-25	15-25		
9	13-ago	19:00	MEX	vs	USA	0-3	29-31	23-25	23-25		

POSITION POOL A	
1	United State
2	Mexico
3	Colombia

GROUP-B											
No.	Date	Time	Teams		Set	Result per set (points)					
						1	2	3	4	5	
2	11-ago	17:00	CUB	vs	PUR	3-2	18-25	26-24	25-20	21-25	15-12
4	12-ago	15:00	PUR	vs	DOM	3-0	25-17	25-18	28-26		
7	13-ago	15:00	DOM	vs	CUB	0-3	19-25	19-25	23-25		

POSITION POOL B	
1	Cuba
2	Puerto Rico
3	Dominican Republic

GROUP-C											
No.	Date	Time	Teams		Set	Result per set (points)					
						1	2	3	4	5	
1	11-ago	15:00	CAN	vs	VEN	1-3	20-25	17-25	25-21	28-30	
5	12-ago	17:00	VEN	vs	ARG	0-3	20-25	33-35	23-25		
8	13-ago	17:00	ARG	vs	CAN	3-2	25-18	21-25	25-22	23-25	19-17

POSITION POOL C	
1	Argentina
2	Venezuela
3	Canada

CLASSIFICATION 9											
No.	Date	Time	Teams		Set	Result per set (points)					
						1	2	3	4	5	
10	14-ago	15:00	DOM	vs	COL	3-1	25-21	25-27	25-20	25-21	

FINAL RANKING	
1	
2	
3	
4	
5	
6	
7	
8	
9	COLOMBIA

QUARTERFINALS											
No.	Date	Time	Teams		Set	Result per set (points)					
						1	2	3	4	5	
11	14-ago	19:00	PUR	vs	MEX						
12	14-ago	17:00	CUB	vs	VEN						

FINAL CLASSIFICATION 7/8											
No.	Date	Time	Teams		Set	Result per set (points)					
						1	2	3	4	5	
13	15-ago	15:00	CAN	vs	DOM						

SEMIFINALS											
No.	Date	Time	Teams		Set	Result per set (points)					
						1	2	3	4	5	
14	15-ago	17:00	ARG	vs	CUB						
15	15-ago	19:00	USA	vs	PUR						

FINAL CLASSIFICATION 5/6											
No.	Date	Time	Teams		Set	Result per set (points)					
						1	2	3	4	5	
16	16-ago	15:00	MEX	vs	VEN						

FINALS											
No.	Date	Time	Teams		Set	Result per set (points)					
						1	2	3	4	5	
17	16-ago	17:00	Loser of M14	vs	Loser M15						
18	16-ago	19:00	Winner of M14	vs	Winner M15						

*NOTE1: For the Classification, Quarterfinal and Semifinal Rounds, according to the FIVB General Competition Regulations, it must be avoided that teams from the same group play each other.

*NOTE2: According to the established competition format and the FIVB General Regulations, for the Classification, Quarterfinal and

*NOTE3: Highest Ranking (HR) followed by a number (1, 2 or 3) indicates the team's position among the teams from other pools with the same position (1st, 2nd or 3rd) in their group after the Group Preliminary Round based on the VIS point ratio result.

*NOTE4: Winner of M12 = Winner of Match #12, etc.

MATCH RESULTS

Group-A

No	Date	Teams	Set	Result per set (points)					Total Points	Time	Spectators
				1	2	3	4	5			
3	11/08/2014	MEX - COL	3-0	25-20	25-20	26-24			76- 64	1:28	2.500
6	12/08/2014	COL - USA	0-3	18-25	23-25	15-25			56- 75	1:24	1.500
9	13/08/2014	MEX - USA	0-3	29-31	23-25	23-25			75- 81	1:38	2.500

Group-B

No	Date	Teams	Set	Result per set (points)					Total Points	Time	Spectators
				1	2	3	4	5			
2	11/08/2014	CUB - PUR	3-2	18-25	26-24	25-20	21-25	15-12	105-106	2:05	950
4	12/08/2014	PUR - DOM	3-0	25-17	25-18	28-26			78- 61	1:28	300
7	13/08/2014	DOM - CUB	0-3	19-25	19-25	23-25			61- 75	1:17	350

Group-C

No	Date	Teams	Set	Result per set (points)					Total Points	Time	Spectators
				1	2	3	4	5			
1	11/08/2014	CAN - VEN	1-3	20-25	17-25	25-21	28-30		90-101	2:03	500
5	12/08/2014	VEN - ARG	0-3	20-25	33-35	23-25			76- 85	1:31	450
8	13/08/2014	ARG - CAN	3-2	25-18	21-25	25-22	23-25	19-17	113-107	2:18	1.650

Classification 9

No	Date	Teams	Set	Result per set (points)					Total Points	Time	Spectators
				1	2	3	4	5			
10	14/08/2014	DOM - COL	3-1	25-21	25-27	25-20	25-21		100- 89	2:05	300

Quarterfinals

No	Date	Teams	Set	Result per set (points)					Total Points	Time	Spectators
				1	2	3	4	5			
11	14/08/2014	PUR - MEX	3-1	27-25	25-23	23-25	25-16		100- 89	1:58	2.500
12	14/08/2014	CUB - VEN	3-2	23-25	25-20	25-16	29-31	15- 6	117- 98	2:39	600

TEAM RANKING

Group-A

Rk	Code	Team	Matches				Results Details						Points			Sets		
			Pts	T	W	L	3-0	3-1	3-2	2-3	1-3	0-3	W	L	Ratio	W	L	Ratio
1	USA	United States	10	2	2	0	2	0	0	0	0	0	156	131	1,191	6	0	MAX
2	MEX	Mexico	5	2	1	1	1	0	0	0	0	1	151	145	1,041	3	3	1,000
3	COL	Colombia	0	2	0	2	0	0	0	0	0	2	120	151	0,795	0	6	

Group-B

Rk	Code	Team	Matches				Results Details						Points			Sets		
			Pts	T	W	L	3-0	3-1	3-2	2-3	1-3	0-3	W	L	Ratio	W	L	Ratio
1	CUB	Cuba	8	2	2	0	1	0	1	0	0	0	180	167	1,078	6	2	3,000
2	PUR	Puerto Rico	7	2	1	1	1	0	0	1	0	0	184	166	1,108	5	3	1,667
3	DOM	Dominican Republic	0	2	0	2	0	0	0	0	0	2	122	153	0,797	0	6	

Group-C

Rk	Code	Team	Matches				Results Details						Points			Sets		
			Pts	T	W	L	3-0	3-1	3-2	2-3	1-3	0-3	W	L	Ratio	W	L	Ratio
1	ARG	Argentina	8	2	2	0	1	0	1	0	0	0	198	183	1,082	6	2	3,000
2	VEN	Venezuela	4	2	1	1	0	1	0	0	0	1	177	175	1,011	3	4	0,750
3	CAN	Canada	3	2	0	2	0	0	0	1	1	0	197	214	0,921	3	6	0,500



Match: 10 **Date:** 14/08/2014 **Spectators:** 300
City: Tijuana, Mexico
Hall: Centro de Alto Rendimiento
Match duration: Start: 15:00 End: 17:05 Total: 2:05

Teams	Sets	1	2	3	4	5	Total
DOM	3	25	25	25	25		100
COL	1	21	27	20	21		89
Set duration		0:28	0:31	0:27	0:30		1:56

Referees: NAVA, Giani (MEX) & BLANCO, Jose (VEN)

DOM • Dominican Republic		1	2	3	4	5	Pts
1	Rodriguez Peralta Antonio (MB)						
2	L Alcantara Cabulla Cesar J. (L)	L	L	L	L		
3	Contrera de los Santos Elvis D. (OH)	■	■	■			8
4	Hernandez Encarnacion Wilfrido (MB)	■	■	■	■		11
5	Recio Cuevas German R. (MB)	■	■	■	■		16
7	Tapia Santana Henry O. (OP)	□					
10	Abreu Lopez Francisco A. (S)	■	■	■	■		2
11	Caceres Gomez Jose M. (OP)	■	■	■	■		26
12	Arredondo Severino Francisco A. (S)						
13	Frias Tavarez Mario E. (MB)	■	■	■	■		3
15	Burgos Guntin Rafael A. (MB)		□	□	□		
16	Adames Figueroa Luis D. (OH)	□	□	■			6

Coach: ALVAREZ CUTINO, Jose (CUB)
Assistant: RODRIGUEZ, Loren (DOM)

COL • Colombia		1	2	3	4	5	Pts
2	Piza Andres (OH)	■	■	■	■		11
3	L Herrera Adonis (L)	L	L	L	L		
4	Mosquera Nicolas (OP)	□	□	□	□		1
5	Rivas Faver (MB)	■	■	■			2
6	Vanegas Daniel (OH)	□	□				
9	Moreno Alexander (OP)	■	■	■	■		18
10	Polchlopek Jose (S)			□			
11	Mosquera Carlos (MB)	■	■	■	■		9
12	Palacios Cristian (MB)			□	■		2
13	Ambuila Juan Camilo (S)	■	■	■	■		8
14	Vasquez Alexander (OH)						
16	Gaitan Sergio (OH)	■	■	■	■		14

Coach: MOINE, Daniel (ARG)
Assistant: BARRIOS, Samuel (BOL)

TEAMS AND PLAYERS PERFORMANCES

Won Pts	Total Atts	No Name	Scoring Skills	Won Pts	Total Atts	No Name
60	100	Total Team		48	109	Total Team
23	35	11 Caceres Gomez Jose M.	Spike	18	38	9 Moreno Alexander (OP)
15	22	5 Recio Cuevas German R.		13	31	16 Gaitan Sergio (OH)
11	60	Total Team	Block	11	57	Total Team
5	17	4 Hernandez Encarnacion		4	6	13 Ambuila Juan Camilo (S)
2	7	11 Caceres Gomez Jose M.	Serve	3	11	11 Mosquera Carlos (MB)
1	98	Total Team		6	90	Total Team
1	14	11 Caceres Gomez Jose M.	Opp. error	3	19	2 Piza Andres (OH)
			Total	1	5	4 Mosquera Nicolas (OP)
28		Total Team		24		Total Team
100	258	Total Team		89	256	Total Team

26	56	11 Caceres Gomez Jose M.	Best Scorer	18	61	9 Moreno Alexander (OP)
----	----	--------------------------	--------------------	----	----	-------------------------

Excellent	Total Atts	No Name	Non scoring Skills	Excellent	Total Atts	No Name
8	94	Total Team		5	100	Total Team
4	19	2 Alcantara Cabulla Cesar J.	Dig	3	24	3 Herrera Adonis (L)
1	4	4 Hernandez Encarnacion		1	20	2 Piza Andres (OH)
12	91	Total Team	Set	11	95	Total Team
11	86	10 Abreu Lopez Francisco A.		11	87	13 Ambuila Juan Camilo (S)
26	80	Total Team	Reception	23	85	Total Team
9	18	3 Contrera de los Santos Elvis	<u>Success - Faults</u>	10	28	2 Piza Andres (OH)
10	27	5 Recio Cuevas German R.	<u># Attempts</u>	10	31	3 Herrera Adonis (L)

■ Starting line-up Pts = Points scored [nn] = Captain
□ Substitute Atts = Attempts L = Libero
Opp = Opponent

NORCECA IX Copa Panamericana Voleibol Varonil 2014 Quarterfinals

Match: 11 **Date:** 14/08/2014 **Spectators:** 2.500
City: Tijuana, Mexico
Hall: Centro de Alto Rendimiento
Match duration: Start: 20:13 End: 22:11 Total: 1:58

Teams	Sets	1	2	3	4	5	Total
PUR	3	27	25	23	25		100
MEX	1	25	23	25	16		89
Set duration		0:29	0:28	0:28	0:24		1:49

Referees: KEIM, Adolfo (ARG) & CAMERON, Andrew (CAN)

PUR • Puerto Rico		1	2	3	4	5	Pts
1	Rivera Jose (OH)	☐	■	■	■		7
2	Goas Edgardo (S)	■	■	■	■		6
4	L Del Valle Dennis (L)	L	L	L	L		
9	L Mulero Jose M. (L)						
10	Cruz Ezequiel (OH)	■					2
11	Torres Maurice (OP)	■	■	■	■		22
12	Soto Hector (OH)	■	■	■	■		9
14	Roman Mannix (MB)	■	■	■	■		12
16	Rivera Jackson (OP)	☐		☐			
17	Sierra Pedrito (MB)	■	■	■	■		3
18	Rivera Omar (MB)			☐			
20	Morales Fernando (S)	☐		☐			

Coach: ALEMAN, David (PUR)
Assistant: LAWRENCE, Ramon (CUB)

MEX • Mexico		1	2	3	4	5	Pts
2	Vargas Daniel (OP)	■	■	■	■		17
4	Meyer Gustavo (OH)	☐	☐		☐		
5	L Rangel Jesus (L)	L	L	L	L		
7	Quinones Jorge (OH)	■	■	■	■		7
8	Herrera Edgar (MB)				☐		
9	Guerra Carlos (OH)	■	■	■	■		9
10	Rangel Pedro (S)	■	■	■	■		8
11	Barajas Jorge (S)	☐	☐	☐			
13	Cordova Samuel (MB)	■	■	■	■		13
14	Aguilera Tomas (MB)	■	■	■	■		8
15	Petris Martin (OH)						
20	Duarte Julian (OH)						

Coach: HERNANDEZ, Sergio (MEX)
Assistant: DELGADO, Adrian (MEX)

TEAMS AND PLAYERS PERFORMANCES

Won Pts	Total Atts	No Name	Scoring Skills	Won Pts	Total Atts	No Name
42	107	Total Team		47	120	Total Team
18	36	11 Torres Maurice (OP)	Spike	15	38	2 Vargas Daniel (OP)
8	22	12 Soto Hector (OH)		10	20	13 Cordova Samuel (MB)
14	48	Total Team	Block	11	61	Total Team
5	13	14 Roman Mannix (MB)		3	12	7 Quinones Jorge (OH)
3	9	2 Goas Edgardo (S)		3	13	13 Cordova Samuel (MB)
5	100	Total Team	Serve	4	90	Total Team
3	18	14 Roman Mannix (MB)		2	19	9 Guerra Carlos (OH)
2	20	11 Torres Maurice (OP)		1	19	10 Rangel Pedro (S)
39		Total Team	Opp. error	27		Total Team
100	255	Total Team	Total	89	271	Total Team

22	60	11 Torres Maurice (OP)	Best Scorer	17	66	2 Vargas Daniel (OP)
----	----	------------------------	--------------------	----	----	----------------------

Excellent	Total Atts	No Name	Non scoring Skills	Excellent	Total Atts	No Name
8	109	Total Team		8	86	Total Team
6	35	4 Del Valle Dennis (L)	Dig	3	14	7 Quinones Jorge (OH)
1	2	10 Cruz Ezequiel (OH)		3	25	5 Rangel Jesus (L)
16	90	Total Team	Set	26	109	Total Team
16	75	2 Goas Edgardo (S)		26	96	10 Rangel Pedro (S)
26	72	Total Team	Reception	24	90	Total Team
14	25	1 Rivera Jose (OH)	<u>Success - Faults</u>	8	24	9 Guerra Carlos (OH)
7	20	4 Del Valle Dennis (L)	<u># Attempts</u>	7	29	7 Quinones Jorge (OH)

■ Starting line-up Pts = Points scored [nn] = Captain
☐ Substitute Atts = Attempts L = Libero
Opp = Opponent

NORCECA IX Copa Panamericana Voleibol Varonil 2014 Quarterfinals

Match: 12 **Date:** 14/08/2014 **Spectators:** 600
City: Tijuana, Mexico
Hall: Centro de Alto Rendimiento
Match duration: Start: 17:00 End: 19:39 Total: 2:39

Teams	Sets	1	2	3	4	5	Total
CUB	3	23	25	25	29	15	117
VEN	2	25	20	16	31	6	98
Set duration		0:25	0:26	0:21	0:31	0:13	1:56

Referees: RAMIREZ, Yury (DOM) & GALE, Michael (USA)

CUB • Cuba		1	2	3	4	5	Pts
1	Gonzalez Nicolas Yosvani (S)	<input type="checkbox"/>				<input type="checkbox"/>	
2	Romero Valdes Inovel (OH)	<input type="checkbox"/>	<input type="checkbox"/>	<input type="checkbox"/>	<input type="checkbox"/>	<input checked="" type="checkbox"/>	3
4	Jimenez Scull Javier E. (OH)	<input checked="" type="checkbox"/>	<input checked="" type="checkbox"/>	<input checked="" type="checkbox"/>	<input checked="" type="checkbox"/>	<input checked="" type="checkbox"/>	20
5	Macias Infante Leandro (S)	<input checked="" type="checkbox"/>	<input checked="" type="checkbox"/>	<input checked="" type="checkbox"/>	<input checked="" type="checkbox"/>	<input checked="" type="checkbox"/>	2
6	L Gutierrez Torna Keibel (L)	L	L	L	L	L	
<input checked="" type="checkbox"/> 8	Cepeda Abreu Rolando (OP)	<input checked="" type="checkbox"/>	<input checked="" type="checkbox"/>	<input checked="" type="checkbox"/>	<input checked="" type="checkbox"/>	<input checked="" type="checkbox"/>	18
9	Osoria Rodriguez Livan (OP)			<input type="checkbox"/>	<input type="checkbox"/>		
11	Fundora Travieso Lazaro R. (OH)	<input type="checkbox"/>		<input type="checkbox"/>	<input type="checkbox"/>	<input type="checkbox"/>	1
13	Fiel Rodriguez David (MB)	<input checked="" type="checkbox"/>	<input checked="" type="checkbox"/>	<input checked="" type="checkbox"/>	<input checked="" type="checkbox"/>	<input checked="" type="checkbox"/>	15
16	Mesa Sandoval Isbel (MB)	<input checked="" type="checkbox"/>	<input checked="" type="checkbox"/>	<input checked="" type="checkbox"/>	<input checked="" type="checkbox"/>	<input checked="" type="checkbox"/>	11
17	Chapman Pineiro Felix E. (MB)						
20	Uriarte Mestre Osmany S. (OH)	<input checked="" type="checkbox"/>	<input checked="" type="checkbox"/>	<input checked="" type="checkbox"/>	<input checked="" type="checkbox"/>		14

Coach: SANCHEZ, Rodolfo (CUB)
Assistant: CRUZ LOPEZ, Jesus (CUB)

VEN • Venezuela		1	2	3	4	5	Pts
3	Gonzalez Fernando (OH)						
4	L Mata Hector (L)	L	L	L	L	L	
5	Rodriguez Emerson (MB)	<input type="checkbox"/>	<input type="checkbox"/>	<input type="checkbox"/>	<input type="checkbox"/>		1
6	Paez Carlos (S)	<input type="checkbox"/>	<input type="checkbox"/>				
8	Salerno Hector (OH)	<input checked="" type="checkbox"/>	<input checked="" type="checkbox"/>	<input checked="" type="checkbox"/>	<input checked="" type="checkbox"/>	<input checked="" type="checkbox"/>	11
9	Carrasco Jose (S)	<input checked="" type="checkbox"/>	<input checked="" type="checkbox"/>	<input checked="" type="checkbox"/>	<input checked="" type="checkbox"/>	<input checked="" type="checkbox"/>	2
<input checked="" type="checkbox"/> 10	Pinerua Kervin (OP)	<input checked="" type="checkbox"/>	<input checked="" type="checkbox"/>	<input checked="" type="checkbox"/>	<input checked="" type="checkbox"/>	<input checked="" type="checkbox"/>	23
12	Contreras Jhoser (OH)	<input type="checkbox"/>	<input type="checkbox"/>		<input checked="" type="checkbox"/>	<input checked="" type="checkbox"/>	8
13	Chourio Pirela Jesus D. (MB)	<input checked="" type="checkbox"/>	<input checked="" type="checkbox"/>	<input checked="" type="checkbox"/>	<input checked="" type="checkbox"/>	<input checked="" type="checkbox"/>	12
14	Montoya Martine Maximo A. (OH)	<input checked="" type="checkbox"/>	<input checked="" type="checkbox"/>	<input checked="" type="checkbox"/>			5
17	Escobar Daniel (MB)	<input checked="" type="checkbox"/>	<input checked="" type="checkbox"/>	<input checked="" type="checkbox"/>			3
18	Cedeno Marquez Fredy R. (MB)				<input checked="" type="checkbox"/>	<input checked="" type="checkbox"/>	1

Coach: NACCI, Vincenzo (ITA)
Assistant: NIETO, Ivan (VEN)

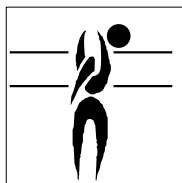
TEAMS AND PLAYERS PERFORMANCES

Won Pts	Total Atts	No Name	Scoring Skills	Won Pts	Total Atts	No Name
56	107	Total Team		54	109	Total Team
15	26	4 Jimenez Scull Javier E.	Spike	19	38	10 Pinerua Kervin (OP)
15	32	8 Cepeda Abreu Rolando		9	18	13 Chourio Pirela Jesus D.
20	56	Total Team	Block	5	41	Total Team
7	17	16 Mesa Sandoval Isbel (MB)		2	6	8 Salerno Hector (OH)
5	9	13 Fiel Rodriguez David (MB)		1	3	14 Montoya Martine Maximo A.
8	117	Total Team	Serve	7	98	Total Team
2	15	16 Mesa Sandoval Isbel (MB)		4	19	10 Pinerua Kervin (OP)
2	24	4 Jimenez Scull Javier E.		2	14	13 Chourio Pirela Jesus D.
33		Total Team	Opp. error	32		Total Team
117	280	Total Team	Total	98	248	Total Team

20	65	4 Jimenez Scull Javier E.	Best Scorer	23	63	10 Pinerua Kervin (OP)
----	----	---------------------------	--------------------	----	----	------------------------

Excellent	Total Atts	No Name	Non scoring Skills	Excellent	Total Atts	No Name
9	90	Total Team		9	93	Total Team
6	23	6 Gutierrez Torna Keibel (L)	Dig	4	27	4 Mata Hector (L)
1	17	8 Cepeda Abreu Rolando		2	6	12 Contreras Jhoser (OH)
30	87	Total Team	Set	28	99	Total Team
30	85	5 Macias Infante Leandro (S)		27	87	9 Carrasco Jose (S)
28	78	Total Team	Reception	36	97	Total Team
10	22	6 Gutierrez Torna Keibel (L)	<u>Success - Faults</u>	11	20	14 Montoya Martine Maximo A.
13	31	20 Uriarte Mestre Osmany S.	<u># Attempts</u>	14	37	8 Salerno Hector (OH)

■ Starting line-up Pts = Points scored nn = Captain
 Substitute Atts = Attempts L = Libero
 Opp = Opponent



Best Scorers

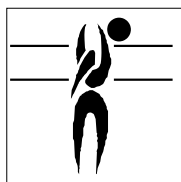
Rk	No	Name	Team	Spike	Block	Serve	Total
1	10	Pinerua Kervin (OP)	VEN	54	4	7	65
2	11	Caceres Gomez Jose M. (OP)	DOM	57	2	3	62
3	11	Torres Maurice (OP)	PUR	46	5	6	57
4	8	Cepeda Abreu Rolando (OP)	CUB	51	2	3	56
5	4	Jimenez Scull Javier E. (OH)	CUB	38	4	5	47
6	2	Vargas Daniel (OP)	MEX	40	2	3	45
7	7	Soonias Dallas (OP)	CAN	42	1	1	44
8	9	Moreno Alexander (OP)	COL	39	1	1	41
9	20	Uriarte Mestre Osmany S. (OH)	CUB	34	3	2	39
10	13	Chourio Pirela Jesus D. (MB)	VEN	29	4	4	37
11	1	Koukartsev Pablo (OP)	ARG	30	4	0	34
12	13	Cordova Samuel (MB)	MEX	23	8	0	31
12	14	Roman Mannix (MB)	PUR	14	14	3	31
14	2	Villalba Rodrigo (OH)	ARG	27	0	2	29
14	9	Guerra Carlos (OH)	MEX	24	1	4	29
14	13	Fiel Rodriguez David (MB)	CUB	16	12	1	29
17	17	La Cavera Zachary (OP)	USA	22	3	3	28
17	3	Contrera de los Santos Elvis D. (OH)	DOM	26	2	0	28
17	8	Salerno Hector (OH)	VEN	23	3	2	28
20	16	DeRocco Jason (OH)	CAN	23	2	2	27
20	5	Recio Cuevas German R. (MB)	DOM	25	1	1	27
20	2	Piza Andres (OH)	COL	19	4	4	27
20	12	Soto Hector (OH)	PUR	26	1	0	27
24	4	Crabb Taylor (OH)	USA	25	0	1	26
25	14	Aguilera Tomas (MB)	MEX	19	4	2	25
25	12	Contreras Jhoser (OH)	VEN	22	3	0	25
25	18	Cedeno Marquez Fredy R. (MB)	VEN	17	7	1	25
28	16	Mesa Sandoval Isbel (MB)	CUB	12	10	2	24
29	13	Averill Taylor (MB)	USA	17	3	3	23
29	16	Gaitan Sergio (OH)	COL	21	2	0	23
31	10	Van Lankvelt Toontje (OH)	CAN	17	1	4	22
32	4	Hernandez Encarnacion Wilfrido (MB)	DOM	13	7	1	21
33	11	Mosquera Carlos (MB)	COL	13	5	2	20
34	13	Imhoff Facundo (MB)	ARG	14	5	0	19
34	17	Vigrass Graham (MB)	CAN	13	6	0	19
36	10	Cruz Ezequiel (OH)	PUR	16	2	0	18
36	17	Sierra Pedrito (MB)	PUR	11	6	1	18
38	16	Gauna Maximiliano (MB)	ARG	13	2	1	16
39	6	Poglajen Cristian (OH)	ARG	10	4	0	14
40	11	Kevorken Scott (MB)	USA	11	2	0	13
40	18	Nally Andrew (OH)	USA	8	4	1	13
40	16	Adames Figueroa Luis D. (OH)	DOM	12	1	0	13
40	13	Ambuila Juan Camilo (S)	COL	4	5	4	13
40	1	Rivera Jose (OH)	PUR	12	0	1	13
40	2	Goas Edgardo (S)	PUR	7	4	2	13
46	10	Rangel Pedro (S)	MEX	7	3	2	12
47	21	Blankenau Jay (S)	CAN	2	6	3	11
48	21	Quiroga Gonzalo (OH)	ARG	9	1	0	10
48	7	Quinones Jorge (OH)	MEX	7	3	0	10
50	4	Meyer Gustavo (OH)	MEX	8	1	0	9
Total tournament				1.134	201	102	1.437



Best Spikers

Limit: 15.00%

Rk	No	Name	Team	Spikes	Faults	Shots	Total Attempts	Succ. %
1	11	Caceres Gomez Jose M. (OP)	DOM	57	11	23	91	62.64
2	13	Chourio Pirela Jesus D. (MB)	VEN	29	7	11	47	61.70
3	8	Cepeda Abreu Rolando (OP)	CUB	51	8	32	91	56.04
4	5	Recio Cuevas German R. (MB)	DOM	25	8	12	45	55.56
5	4	Crabb Taylor (OH)	USA	25	4	18	47	53.19
6	4	Jimenez Scull Javier E. (OH)	CUB	38	12	24	74	51.35
7	20	Uriarte Mestre Osmany S. (OH)	CUB	34	7	27	68	50.00
8	2	Vargas Daniel (OP)	MEX	40	13	28	81	49.38
9	2	Villalba Rodrigo (OH)	ARG	27	5	24	56	48.21
10	11	Torres Maurice (OP)	PUR	46	15	35	96	47.92
Total Tournament				1.134	365	897	2.396	47.33




Best Blockers

Rk	No	Name	Team	Kill Blocks	Faults	Rebounds	Total Attempts	Avg. by set
1	14	Roman Mannix (MB)	PUR	14	10	20	44	1.17
2	13	Fiel Rodriguez David (MB)	CUB	12	19	9	40	0.92
3	13	Cordova Samuel (MB)	MEX	8	15	11	34	0.80
4	16	Mesa Sandoval Isbel (MB)	CUB	10	9	17	36	0.77
5	4	Hernandez Encarnacion Wilfrido (MB)	DOM	7	15	18	40	0.70
6	18	Nally Andrew (OH)	USA	4	4	8	16	0.67
7	17	Vigrass Graham (MB)	CAN	6	8	13	27	0.67
8	21	Blankenau Jay (S)	CAN	6	7	7	20	0.67
9	13	Imhoff Facundo (MB)	ARG	5	13	14	32	0.63
10	18	Cedeno Marquez Fredy R. (MB)	VEN	7	8	18	33	0.58
Total Tournament				201	435	575	1.211	4.47



Best Servers

Rk	No	Name	Team	Aces	Faults	Serve Hits	Total Attempts	Avg. by set
1	10	Pinerua Kervin (OP)	VEN	7	9	34	50	0.58
2	17	La Cavera Zachary (OP)	USA	3	4	23	30	0.50
3	11	Torres Maurice (OP)	PUR	6	7	35	48	0.50
4	13	Averill Taylor (MB)	USA	3	4	13	20	0.50
5	10	Van Lankvelt Toontje (OH)	CAN	4	6	19	29	0.44
6	13	Ambuila Juan Camilo (S)	COL	4	3	36	43	0.40
7	2	Piza Andres (OH)	COL	4	5	25	34	0.40
8	9	Guerra Carlos (OH)	MEX	4	9	32	45	0.40
9	4	Jimenez Scull Javier E. (OH)	CUB	5	9	45	59	0.38
10	13	Chourio Pirela Jesus D. (MB)	VEN	4	13	28	45	0.33
Total Tournament				102	333	1.641	2.076	2.27



Best Diggers

Rk	No	Name	Team	Digs	Faults	Receptions	Total Attempts	Avg. by set
1	7	Lopez Franco (L)	ARG	17	11	36	64	2.13
2	7	Brinkley Michael (L)	USA	12	11	20	43	2.00
3	19	Bann Blair (L)	CAN	16	22	39	77	1.78
4	6	Gutierrez Torna Keibel (L)	CUB	16	18	32	66	1.23
5	4	Del Valle Dennis (L)	PUR	13	26	47	86	1.08
6	4	Mata Hector (L)	VEN	12	22	37	71	1.00
7	5	Rangel Jesus (L)	MEX	9	26	32	67	0.90
8	2	Alcantara Cabulla Cesar J. (L)	DOM	7	11	19	37	0.70
9	17	La Cavera Zachary (OP)	USA	4	3	10	17	0.67
10	4	Meyer Gustavo (OH)	MEX	6	6	9	21	0.60
Total Tournament				201	691	1.269	2.161	4.47



Best Setters


Rk	No	Name	Team	Running Sets	Faults	Still Sets	Total Attempts	Avg. by set
1	20	Boldog Robert (S)	USA	37	2	105	144	6.17
2	5	Macias Infante Leandro (S)	CUB	76	1	160	237	5.85
3	8	Gonzalez Demian (S)	ARG	46	2	126	174	5.75
4	9	Carrasco Jose (S)	VEN	51	4	209	264	4.25
5	10	Rangel Pedro (S)	MEX	42	1	136	179	4.20
6	2	Goas Edgardo (S)	PUR	38	1	174	213	3.17
7	10	Abreu Lopez Francisco A. (S)	DOM	28	2	181	211	2.80
8	21	Blankenau Jay (S)	CAN	20	3	143	166	2.22
9	13	Ambuila Juan Camilo (S)	COL	17	5	185	207	1.70
10	4	Howatson Joshua (S)	CAN	12	2	42	56	1.33
Total Tournament				382	34	1.651	2.067	8.49



Best Receivers

Limit: 20.00%

Rk	No	Name	Team	Excellents	Faults	Serve Receptions	Total Attempts	Eff. %
1	1	Rivera Jose (OH)	PUR	25	1	22	48	50.00
2	7	Brinkley Michael (L)	USA	16	-	18	34	47.06
3	19	Bann Blair (L)	CAN	27	2	36	65	38.46
4	2	Villalba Rodrigo (OH)	ARG	13	1	20	34	35.29
5	6	Gutierrez Torna Keibel (L)	CUB	19	2	28	49	34.69
6	7	Quinones Jorge (OH)	MEX	14	-	28	42	33.33
7	10	Van Lankvelt Toontje (OH)	CAN	19	2	30	51	33.33
8	7	Lopez Franco (L)	ARG	20	4	24	48	33.33
9	5	Recio Cuevas German R. (MB)	DOM	23	5	26	54	33.33
10	18	Nally Andrew (OH)	USA	16	1	29	46	32.61
Total Tournament				553	103	1.073	1.729	26.03



Best Liberos

Rk	No	Name	Team	Excellents	Faults	In play	Total attempts	Avg. by set
1	19	Bann Blair (L)	CAN	43	24	75	142	4.78
2	7	Brinkley Michael (L)	USA	28	11	38	77	4.67
3	7	Lopez Franco (L)	ARG	37	15	60	112	4.63
4	5	Rangel Jesus (L)	MEX	38	33	79	150	3.80
5	3	Herrera Adonis (L)	COL	29	24	88	141	2.90
6	4	Mata Hector (L)	VEN	34	27	65	126	2.83
7	6	Gutierrez Torna Keibel (L)	CUB	35	20	60	115	2.69
8	4	Del Valle Dennis (L)	PUR	31	32	78	141	2.58
9	2	Alcantara Cabulla Cesar J. (L)	DOM	22	14	58	94	2.20
10	9	Mulero Jose M. (L)	PUR					



Best Spikers

Limit: 15.00%

Rk	Team	Spikes	Faults	Shots	Total Attempts	Succ. %
1	CUB Cuba	164	35	104	303	54.13
2	DOM Dominican Republic	140	44	80	264	53.03
3	USA United States	85	24	58	167	50.90
4	VEN Venezuela	155	59	99	313	49.52
5	PUR Puerto Rico	132	39	113	284	46.48
6	ARG Argentina	104	26	97	227	45.81
7	MEX Mexico	128	45	117	290	44.14
8	COL Colombia	109	51	104	264	41.29
9	CAN Canada	117	42	125	284	41.20
Total Tournament		1.134	365	897	2.396	47.33



Best Blockers


Rk	Team	Kill Blocks	Faults	Rebounds	Total Attempts	Avg. by set
1	CUB Cuba	37	71	60	168	2.85
2	PUR Puerto Rico	32	49	77	158	2.67
3	USA United States	14	29	54	97	2.33
4	MEX Mexico	23	50	68	141	2.30
4	COL Colombia	23	49	58	130	2.30
6	ARG Argentina	16	38	54	108	2.00
7	VEN Venezuela	23	47	80	150	1.92
8	CAN Canada	17	48	61	126	1.89
9	DOM Dominican Republic	16	54	63	133	1.60
Total Tournament		201	435	575	1.211	4.47



Best Servers

Rk	Team	Aces	Faults	Serve Hits	Total Attempts	Avg. by set
1	USA United States	9	23	122	154	1.50
2	CAN Canada	13	35	150	198	1.44
3	VEN Venezuela	16	49	210	275	1.33
4	CUB Cuba	17	55	223	295	1.31
5	COL Colombia	13	33	166	212	1.30
6	MEX Mexico	11	45	185	241	1.10
7	PUR Puerto Rico	13	29	242	284	1.08
8	ARG Argentina	5	28	163	196	0.63
9	DOM Dominican Republic	5	36	180	221	0.50
Total Tournament		102	333	1.641	2.076	2.27






Best Diggers

Rk	Team	Digs	Faults	Receptions	Total Attempts	Avg. by set
1	USA United States	21	40	81	142	3.50
2	ARG Argentina	25	64	142	231	3.13
3	CAN Canada	28	69	145	242	3.11
4	MEX Mexico	29	77	130	236	2.90
5	VEN Venezuela	27	98	165	290	2.25
6	CUB Cuba	23	76	148	247	1.77
7	PUR Puerto Rico	21	103	157	281	1.75
8	DOM Dominican Republic	17	78	137	232	1.70
9	COL Colombia	10	86	164	260	1.00
Total Tournament		201	691	1.269	2.161	4.47



Best Setters

Rk	Team	Running Sets	Faults	Still Sets	Total Attempts	Avg. by set
1	USA United States	38	3	115	156	6.33
2	CUB Cuba	76	3	177	256	5.85
3	ARG Argentina	46	3	133	182	5.75
4	MEX Mexico	53	4	191	248	5.30
5	VEN Venezuela	53	5	226	284	4.42
6	CAN Canada	32	5	197	234	3.56
7	PUR Puerto Rico	38	2	194	234	3.17
8	DOM Dominican Republic	29	3	206	238	2.90
9	COL Colombia	17	6	212	235	1.70
Total Tournament		382	34	1.651	2.067	8.49



Best Receivers

Limit: 20.00%

Rk	Team	Excellents	Faults	Serve Receptions	Total Attempts	Eff. %
1	USA United States	41	4	63	108	34.26
2	CAN Canada	66	7	113	186	31.72
3	ARG Argentina	59	15	72	146	30.14
4	CUB Cuba	73	13	137	223	26.91
5	PUR Puerto Rico	65	13	121	199	26.13
6	VEN Venezuela	78	17	146	241	25.31
7	MEX Mexico	63	13	130	206	24.27
8	DOM Dominican Republic	58	13	139	210	21.43
9	COL Colombia	50	8	152	210	20.00
Total Tournament		553	103	1.073	1.729	26.03





Semifinals are already set at IX Men's Pan Am Cup

TIJUANA, Mexico, August 14, 2014.- The semifinals at IX Men's Pan Am Cup are already defined after the four setter win of Puerto Rico over Mexico 27-25, 25-23, 23-25 and 25-16.

Mexico woke up in the third set. However the Puerto Ricans showed a more solid attitude and performance. Maurice Torres finished with 22 points and Mannix Roman scored 12. Samuel Córdova was the top scorer for Mexico, with 13. Carlos Guerra scored 9, while Pedro Rangel and Tomas Aguilera finished with 8 apiece. Argentina will match Cuba, while Puerto Rico will match USA, and Dominican Republic will open the action by playing against Canada on Friday for seventh and eighth places.

Cuba 3-2 Venezuela

Cuba beat Venezuela and advanced to the semifinals after a five setter victory (23-25, 25-20, 25-26, 29-31, 15-6). Javier Jimenez Scull, Rolando Cepeda and Osmani Uriarte, finished as top scorers for Cuba, as well as David Fiel and Isbel Mesa. Jiménez tallied 20 points, while Cepeda closed with 18. Fiel registered 15 and Mesa 11. For Venezuela, Kervin Pinerua led the attack with 23 points and also served four aces. Jesus Chourio closed 12 and a couple of aces, while Hector Salerno closed with 11.

Dominican 3-1 Colombia

Dominican Republic earned its first victory after beating Colombia in four sets 25-21, 27-25, 25-20 and 25-21. Jose Cáceres was the best scorer with 26 points, while Germán Recio finished with 16. Dominican captain Wilfrido Hernández Encarnación scored 11. On the Colombian side, Alexander Moreno registered 18 points, while Sergio Gaitán tallied 14, and Andrés Piza 11.





Semifinales listas en la IX Copa Panamericana de Voleibol Masculino

TIJUANA, México, Agosto 14 2014.- Las semifinales de la IX Copa Panamericana de Voleibol Masculino están ya listas, luego del triunfo de Puerto Rico en cuatro sets sobre México 27-25, 25-23, 23-25 y 25-16.

México despertó en el tercer set, aunque en el cuarto, Puerto Rico se mostró más sólido. Maurice Torres finalizó con 22 puntos y Mannix Roman con 12. Samuel Córdova fue el mejor anotador por México con 13. Carlos Guerra anotó 9, mientras que Pedro Rangel y Tomás Aguilera cerraron con 8 cada uno.

Para este viernes, Argentina se mide ante Cuba, mientras que Puerto Rico lo hará ante Estados Unidos. Dominicana, por su parte, abrirá la actividad el viernes cuando se enfrente a Canadá por los lugares 7 y 8.

Cuba 3-2 Venezuela

Cuba derrotó a Venezuela y avanzó a las semifinales, tras una victoria en cinco sets victory (23-25, 25-20, 25-26, 29-31, 15-6). Javier Jiménez Scull, Rolando Cepeda y Osmani Uriarte finalizaron como líderes anotadores de Cuba, al igual que David Fiel e Isbel Mesa. Jiménez anotó 20 puntos, mientras que Cepeda cerró con 18. Fiel registró 15 y Mesa 11. Por Venezuela, Kervin Piñerúa lideró el ataque durante todo el juego con 23 puntos y también registró cuatro saques exitosos. Jesús Chourio cerró con 12 y un par de ases, mientras que Héctor Salerno con 11.

Dominicana 3-1 Colombia

Republica Dominicana obtuvo su primer triunfo, tras derrotar en cuatro sets a Colombia por parciales de 25-21, 27-25, 25-20 y 25-21. José Cáceres fue el mejor anotador con 26 unidades y Germán Recio se fue con 16. Wilfrido Hernández Encarnación, capitán de Dominicana terminó con 11. Por el bando Colombiano, Alexander Moreno se acreditó 18 puntos, Sergio Gaitán 14, y Andrés Pizá 11.

