



**Copa
Panamericana
Voleibol Varonil**
Baja California • México • 2014



Daily Bulletin

Boletín Diario

Friday August 15th. 2014 • Viernes 15 de Agosto de 2014

Number

6



August 11th. to 16th. of 2014
Tijuana, Baja California, México





FEDERATION
INTERNATIONALE
DE VOLLEYBALL



O-1

UNIFORM COLOURS
Couleur de l'uniforme

CITY:
Ville: Tijuana; BC México

DATE: 15/08/2014 TIME: 21:00
Heure:

REGISTERED COLOURS / Couleurs enregistrées :
(ONLY SHIRT COLOUR - seulement la couleur du maillot)

POOL/PHASE:
Groupe/Phase: **FINAL CLASSIFICATION 5/6**

	MEX ▼	VEN ▼	▼	▼	▼	▼
1	BLACK	BLUE				
2	GREEN	WHITE				
3	RED	RED				

MATCH SCHEDULE
Calendrier des matches

DATE:	No. Match	Team Equipe	
		A	B
16/ago/2014	16	MEX	VEN

TEAMS CHOICE (1-2 OR 3)
Choix des équipes (1-2 ou 3)

1st CHOICE 1er Choix		FIVB DECISION LIBERO	
A	B	A	B
		RED	BLUE

FIVB DECISION
Décision de la FIVB

A	B
GREEN	WHITE



FEDERATION
INTERNATIONALE
DE VOLLEYBALL



O-1 UNIFORM COLOURS
Couleur de l'uniforme

CITY: Tijuana; BC México
Ville:

DATE: 15/08/2014 TIME: 21:00
Heure:

REGISTERED COLOURS / Couleurs enregistrées :
(ONLY SHIRT COLOUR - seulement la couleur du maillot)

POOL/PHASE: FINALS
Groupe/Phase:

ARG PUR CUB USA

	ARG	PUR	CUB	USA		
1	NAVY	RED	RED	RED		
2	WHITE	WHITE	BLUE	WHITE		
3		BLUE	WHITE	NAVY		

MATCH SCHEDULE
Calendrier des matches

TEAMS CHOICE (1-2 OR 3)
Choix des équipes (1-2 ou 3)

FIVB DECISION
Décision de la FIVB

DATE:	No. Match	Team	Team
		Equipe	Equipe
		A	B
16/ago/2014	17	ARG	PUR
16/ago/2014	18	CUB	USA

1st CHOICE 1er Choix		FIVB DECISION LIBERO	
A	B	A	B
		NAVY	WHITE
		WHITE	RED

A	B
WHITE	BLUE
BLUE	WHITE



Senior Men´s Pan American Cup
August 9-17, 2014 / Tijuana, Mexico
Programa de Entrenamiento / Training Schedule



Día / Day	Hora / Time	Competition Venue - Gimnasio Usos Multiples CAR	Training 1 / UABC - Campus Tijuana	Training 2 / Escuela Federal Preparatoria Lázaro Cárdenas	Training 3 / Cancha 2 CAR Tijuana
16-ago-14	08:00	MEX (15:00)			
	09:00	VEN(15:00)			
	10:00	ARG(17:00)			
	11:00	PUR (17:00)			
	12:00	CUB(19:00)			
	13:00	USA (19:00)			
	15:00	MEX vs VEN			
	17:00	ARG vs PUR			
	19:00	CUB vs USA			



Calendario y Formato de Competencia / Competition Format and Match Schedule



GROUP-A											
No.	Date	Time	Teams		Set	Result per set (points)					
						1	2	3	4	5	
3	11-ago	19:00	MEX	vs	COL	3-0	25-20	25-20	26-24		
6	12-ago	19:00	COL	vs	USA	0-3	18-25	23-25	15-25		
9	13-ago	19:00	MEX	vs	USA	0-3	29-31	23-25	23-25		

POSITION POOL A	
1	United State
2	Mexico
3	Colombia

GROUP-B											
No.	Date	Time	Teams		Set	Result per set (points)					
						1	2	3	4	5	
2	11-ago	17:00	CUB	vs	PUR	3-2	18-25	26-24	25-20	21-25	15-12
4	12-ago	15:00	PUR	vs	DOM	3-0	25-17	25-18	28-26		
7	13-ago	15:00	DOM	vs	CUB	0-3	19-25	19-25	23-25		

POSITION POOL B	
1	Cuba
2	Puerto Rico
3	Dominican Republic

GROUP-C											
No.	Date	Time	Teams		Set	Result per set (points)					
						1	2	3	4	5	
1	11-ago	15:00	CAN	vs	VEN	1-3	20-25	17-25	25-21	28-30	
5	12-ago	17:00	VEN	vs	ARG	0-3	20-25	33-35	23-25		
8	13-ago	17:00	ARG	vs	CAN	3-2	25-18	21-25	25-22	23-25	19-17

POSITION POOL C	
1	Argentina
2	Venezuela
3	Canada

CLASSIFICATION 9											
No.	Date	Time	Teams		Set	Result per set (points)					
						1	2	3	4	5	
10	14-ago	15:00	DOM	vs	COL	3-1	25-21	25-27	25-20	25-21	

FINAL RANKING	
1	
2	
3	
4	
5	
6	
7	CANADA
8	DOMINICAN REPUBLIC
9	COLOMBIA

QUARTERFINALS											
No.	Date	Time	Teams		Set	Result per set (points)					
						1	2	3	4	5	
11	14-ago	19:00	PUR	vs	MEX	3-1	27-25	25-23	23-25	25-16	
12	14-ago	17:00	CUB	vs	VEN	3-2	23-25	25-20	25-16	29-31	15-6

FINAL CLASSIFICATION 7/8											
No.	Date	Time	Teams		Set	Result per set (points)					
						1	2	3	4	5	
13	15-ago	15:00	CAN	vs	DOM	3-2	25-21	22-25	22-25	25-16	15-13

SEMIFINALS											
No.	Date	Time	Teams		Set	Result per set (points)					
						1	2	3	4	5	
14	15-ago	17:00	ARG	vs	CUB	2-3	22-25	18-25	25-19	25-23	13-15
15	15-ago	19:00	USA	vs	PUR	3-0	28-26	25-22	26-24		

FINAL CLASSIFICATION 5/6											
No.	Date	Time	Teams		Set	Result per set (points)					
						1	2	3	4	5	
16	16-ago	15:00	MEX	vs	VEN						

FINALS											
No.	Date	Time	Teams		Set	Result per set (points)					
						1	2	3	4	5	
17	16-ago	17:00	ARG	vs	PUR						
18	16-ago	19:00	CUB	vs	USA						

*NOTE1: For the Classification, Quarterfinal and Semifinal Rounds, according to the FIVB General Competition Regulations, it must be avoided that teams from the same group play each other.
 *NOTE2: According to the established competition format and the FIVB General Regulations, for the Classification, Quarterfinal and
 *NOTE3: Highest Ranking (HR) followed by a number (1, 2 or 3) indicates the team's position among the teams from other pools with the same position (1st, 2nd or 3rd) in their group after the Group Preliminary Round based on the VIS point ratio result.
 *NOTE4: Winner of M12 = Winner of Match #12, etc.

MATCH RESULTS

Group-A

No	Date	Teams	Set	Result per set (points)					Total Points	Time	Spectators
				1	2	3	4	5			
3	11/08/2014	MEX - COL	3-0	25-20	25-20	26-24			76- 64	1:28	2.500
6	12/08/2014	COL - USA	0-3	18-25	23-25	15-25			56- 75	1:24	1.500
9	13/08/2014	MEX - USA	0-3	29-31	23-25	23-25			75- 81	1:38	2.500

Group-B

No	Date	Teams	Set	Result per set (points)					Total Points	Time	Spectators
				1	2	3	4	5			
2	11/08/2014	CUB - PUR	3-2	18-25	26-24	25-20	21-25	15-12	105-106	2:05	950
4	12/08/2014	PUR - DOM	3-0	25-17	25-18	28-26			78- 61	1:28	300
7	13/08/2014	DOM - CUB	0-3	19-25	19-25	23-25			61- 75	1:17	350

Group-C

No	Date	Teams	Set	Result per set (points)					Total Points	Time	Spectators
				1	2	3	4	5			
1	11/08/2014	CAN - VEN	1-3	20-25	17-25	25-21	28-30		90-101	2:03	500
5	12/08/2014	VEN - ARG	0-3	20-25	33-35	23-25			76- 85	1:31	450
8	13/08/2014	ARG - CAN	3-2	25-18	21-25	25-22	23-25	19-17	113-107	2:18	1.650

Classification 9

No	Date	Teams	Set	Result per set (points)					Total Points	Time	Spectators
				1	2	3	4	5			
10	14/08/2014	DOM - COL	3-1	25-21	25-27	25-20	25-21		100- 89	2:05	300

Quarterfinals

No	Date	Teams	Set	Result per set (points)					Total Points	Time	Spectators
				1	2	3	4	5			
11	14/08/2014	PUR - MEX	3-1	27-25	25-23	23-25	25-16		100- 89	1:58	2.500
12	14/08/2014	CUB - VEN	3-2	23-25	25-20	25-16	29-31	15- 6	117- 98	2:39	600

Semifinals

No	Date	Teams	Set	Result per set (points)					Total Points	Time	Spectators
				1	2	3	4	5			
14	15/08/2014	ARG - CUB	2-3	22-25	18-25	25-19	25-23	13-15	103-107	2:08	500
15	15/08/2014	USA - PUR	3-0	28-26	25-22	26-24			79- 72	1:35	2.800

Final Classification 7/8

No	Date	Teams	Set	Result per set (points)					Total Points	Time	Spectators
				1	2	3	4	5			
13	15/08/2014	CAN - DOM	3-2	25-21	22-25	22-25	25-16	15-13	109-100	2:11	250

TEAM RANKING

Group-A

Rk	Code	Team	Matches				Results Details						Points			Sets		
			Pts	T	W	L	3-0	3-1	3-2	2-3	1-3	0-3	W	L	Ratio	W	L	Ratio
1	USA	United States	10	2	2	0	2	0	0	0	0	0	156	131	1,191	6	0	MAX
2	MEX	Mexico	5	2	1	1	1	0	0	0	1	151	145	1,041	3	3	1,000	
3	COL	Colombia	0	2	0	2	0	0	0	0	2	120	151	0,795	0	6		

Group-B

Rk	Code	Team	Matches				Results Details						Points			Sets		
			Pts	T	W	L	3-0	3-1	3-2	2-3	1-3	0-3	W	L	Ratio	W	L	Ratio
1	CUB	Cuba	8	2	2	0	1	0	1	0	0	180	167	1,078	6	2	3,000	
2	PUR	Puerto Rico	7	2	1	1	1	0	0	1	0	184	166	1,108	5	3	1,667	
3	DOM	Dominican Republic	0	2	0	2	0	0	0	0	2	122	153	0,797	0	6		





P-4 VOLLEYBALL • Collated results & ranking

NORCECA IX Copa Panamericana Voleibol Varonil 2014

Results of Friday, 15' 15e 'August' 15e '2014



Group-C

Rk	Code	Team	Matches				Results Details						Points			Sets		
			Pts	T	W	L	3-0	3-1	3-2	2-3	1-3	0-3	W	L	Ratio	W	L	Ratio
1	ARG	Argentina	8	2	2	0	1	0	1	0	0	0	198	183	1,082	6	2	3,000
2	VEN	Venezuela	4	2	1	1	0	1	0	0	0	1	177	175	1,011	3	4	0,750
3	CAN	Canada	3	2	0	2	0	0	0	1	1	0	197	214	0,921	3	6	0,500



NORCECA IX Copa Panamericana Voleibol Varonil 2014 Final Classification (P 7-8)

Match: 13 **Date:** 15/08/2014 **Spectators:** 250
City: Tijuana, Mexico
Hall: Centro de Alto Rendimiento
Match duration: Start: 15:00 End: 17:11 Total: 2:11

Teams	Sets	1	2	3	4	5	Total
CAN	3	25	22	22	25	15	109
DOM	2	21	25	25	16	13	100
Set duration		0:22	0:26	0:27	0:24	0:20	1:59

Referees: GONZALEZ, Daniel (MEX) & MALDONADO, Jaime (PUR)

CAN • Canada		1	2	3	4	5	Pts
4	Howatson Joshua (S)					□	
5	Verhoeff Rudy (MB)	■	■	■	■	■	8
6	Burt Max (MB)						
7	Soonias Dallas (OP)				□	■	12
8	Gunter Bradley (OP)	■	■	■			13
10	Van Lankvelt Toontje (OH)	■	■	■	■	■	13
16	DeRocco Jason (OH)					□	1
17	Vigrass Graham (MB)	■	■	■	■	■	9
18	Del Bianco Nicholas (OH)	■	■	■	■	■	12
19	L Bann Blair (L)	L	L	L	L	L	
21	Blankenau Jay (S)	■	■	■	■	■	6
22	Marshall Steven (OH)	□	□		□	□	2

Coach: LAPLANTE, Georges (CAN)
Assistant: RATUSHNIAK, Ryan (CAN)

DOM • Dominican Republic		1	2	3	4	5	Pts
1	Rodriguez Peralta Antonio (MB)						
2	L Alcantara Cabulla Cesar J. (L)	L	L	L	L	L	
3	Contrera de los Santos Elvis D. (OH)	■	■	■	■	■	16
4	Hernandez Encarnacion Wilfrido (MB)	■	■	■	■	■	5
5	Recio Cuevas German R. (MB)	■	■	■	■	■	7
7	Tapia Santana Henry O. (OP)					□	
10	Abreu Lopez Francisco A. (S)	■	■	■	■	■	3
11	Caceres Gomez Jose M. (OP)	■	■	■	■	■	22
12	Arredondo Severino Francisco A. (S)					□	
13	Frias Tavarez Mario E. (MB)	■	□	□		■	1
15	Burgos Guntin Rafael A. (MB)					□	
16	Adames Figueroa Luis D. (OH)		■	■	■	□	12

Coach: ALVAREZ CUTINO, Jose (CUB)
Assistant: RODRIGUEZ, Loren (DOM)

TEAMS AND PLAYERS PERFORMANCES

Won Pts	Total Atts	No Name
54	117	Total Team
11	32	18 Del Bianco Nicholas (OH)
10	19	8 Gunter Bradley (OP)
13	54	Total Team
3	10	17 Vigrass Graham (MB)
3	7	7 Soonias Dallas (OP)
9	109	Total Team
2	21	21 Blankenau Jay (S)
2	16	10 Van Lankvelt Toontje (OH)
33		Total Team
109	280	Total Team

13	42	8 Gunter Bradley (OP)
----	----	-----------------------

Excellent	Total Atts	No Name
10	92	Total Team
6	26	19 Bann Blair (L)
2	5	7 Soonias Dallas (OP)
19	104	Total Team
18	96	21 Blankenau Jay (S)
42	85	Total Team
29	51	10 Van Lankvelt Toontje (OH)
8	17	19 Bann Blair (L)

■ Starting line-up Pts = Points scored [nn] = Captain
□ Substitute Atts = Attempts L = Libero
Opp = Opponent

Scoring Skills	Won Pts	Total Atts	No Name
Spike	53	111	Total Team
	17	36	11 Caceres Gomez Jose M.
	14	29	3 Contrera de los Santos Elvis
Block	8	61	Total Team
	3	12	11 Caceres Gomez Jose M.
	2	8	16 Adames Figueroa Luis D.
Serve	5	98	Total Team
	3	21	10 Abreu Lopez Francisco A.
	2	18	11 Caceres Gomez Jose M.
Opp. error	34		Total Team
Total	100	270	Total Team

Best Scorer	22	66	11 Caceres Gomez Jose M.
--------------------	----	----	--------------------------

Non scoring Skills	Excellent	Total Atts	No Name
Dig	8	99	Total Team
	3	25	3 Contrera de los Santos Elvis
	1	1	13 Frias Tavarez Mario E. (MB)
Set	12	104	Total Team
	12	88	10 Abreu Lopez Francisco A.
Reception	35	89	Total Team
Success - Faults	16	32	2 Alcantara Cabulla Cesar J.
# Attempts	7	22	3 Contrera de los Santos Elvis

NORCECA IX Copa Panamericana Voleibol Varonil 2014 Semifinals

Match: 14 **Date:** 15/08/2014 **Spectators:** 500
City: Tijuana, Mexico
Hall: Centro de Alto Rendimiento
Match duration: Start: 17:39 End: 19:47 Total: 2:08

Teams	Sets	1	2	3	4	5	Total
ARG	2	22	18	25	25	13	103
CUB	3	25	25	19	23	15	107
Set duration		0:25	0:24	0:26	0:26	0:14	1:55

Referees: GALE, Michael (USA) & GALINDO, Misael (COL)

ARG • Argentina		1	2	3	4	5	Pts
1	Koukartsev Pablo (OP)	■	■	■	■	■	16
2	Villalba Rodrigo (OH)	■	■	■	■	■	15
6	Poglajen Cristian (OH)	■	■				4
7 L	Lopez Franco (L)	L	L	L	L	L	
8	Gonzalez Demian (S)	■	■	■	■	■	1
10	Finoli Juan I. (S)	□	□	□	□	□	
11	Zornetta Lucinao (OH)	□	□	■	■	■	13
13	Imhoff Facundo (MB)	■	■				1
14	Palacios Ezequiel (OP)	□		□			1
16	Gauna Maximiliano (MB)	■	■	■	■	■	9
17	Franetovich Federico (MB)		□	■	■	■	6
21	Quiroga Gonzalo (OH)	□	□	□	□	□	3

Coach: FERRARO, Hernan (ARG)
Assistant: LOPEZ, Martin (ARG)

CUB • Cuba		1	2	3	4	5	Pts
1	Gonzalez Nicolas Yosvani (S)	□	□	□	□	□	1
2	Romero Valdes Inovel (OH)		□	□	■	□	2
4	Jimenez Scull Javier E. (OH)	■	■	■	■	■	23
5	Macias Infante Leandro (S)	■	■	■	■	■	3
6 L	Gutierrez Torna Keibel (L)	L	L	L	L	L	
8	Cepeda Abreu Rolando (OP)	■	■	■	■	■	26
9	Osoria Rodriguez Livan (OP)		□				1
11	Fundora Travieso Lazaro R. (OH)	□	□	□	□	□	1
13	Fiel Rodriguez David (MB)	■	■	■	■	■	11
16	Mesa Sandoval Isbel (MB)	■	■	■	■	■	9
17	Chapman Pineiro Felix E. (MB)		□				2
20	Uriarte Mestre Osmany S. (OH)	■	■	■	□	■	7

Coach: SANCHEZ, Rodolfo (CUB)
Assistant: CRUZ LOPEZ, Jesus (CUB)

TEAMS AND PLAYERS PERFORMANCES

Won Pts	Total Atts	No Name	Scoring Skills	Won Pts	Total Atts	No Name
58	123	Total Team		70	130	Total Team
14	28	2 Villalba Rodrigo (OH)	Spike	21	39	8 Cepeda Abreu Rolando
14	34	1 Koukartsev Pablo (OP)		18	30	4 Jimenez Scull Javier E.
8	68	Total Team	Block	10	63	Total Team
2	8	1 Koukartsev Pablo (OP)		3	9	8 Cepeda Abreu Rolando
2	8	11 Zornetta Lucinao (OH)	Serve	2	10	4 Jimenez Scull Javier E.
3	103	Total Team		6	107	Total Team
2	16	16 Gauna Maximiliano (MB)	Opp. error	3	19	4 Jimenez Scull Javier E.
1	14	2 Villalba Rodrigo (OH)		2	15	8 Cepeda Abreu Rolando
34		Total Team	Total	21		Total Team
103	294	Total Team		107	300	Total Team
16	56	1 Koukartsev Pablo (OP)	Best Scorer	26	63	8 Cepeda Abreu Rolando
Excellent	Total Atts	No Name	Non scoring Skills	Excellent	Total Atts	No Name
7	108	Total Team		7	106	Total Team
5	29	7 Lopez Franco (L)	Dig	3	31	6 Gutierrez Torna Keibel (L)
1	11	11 Zornetta Lucinao (OH)		3	18	8 Cepeda Abreu Rolando
29	103	Total Team	Set	18	101	Total Team
26	84	8 Gonzalez Demian (S)		18	87	5 Macias Infante Leandro (S)
43	92	Total Team	Reception	27	93	Total Team
14	23	7 Lopez Franco (L)	Success - Faults	7	19	6 Gutierrez Torna Keibel (L)
19	34	11 Zornetta Lucinao (OH)	# Attempts	8	27	2 Romero Valdes Inovel (OH)

■ Starting line-up Pts = Points scored [nn] = Captain
□ Substitute Atts = Attempts L = Libero
Opp = Opponent



P-2 VOLLEYBALL • Match result



NORCECA IX Copa Panamericana Voleibol Varonil 2014 Semifinals

Match: 15 **Date:** 15/08/2014 **Spectators:** 2.800
City: Tijuana, Mexico
Hall: Centro de Alto Rendimiento
Match duration: Start: 20:13 End: 21:48 Total: 1:35

Teams	Sets	1	2	3	4	5	Total
USA	3	28	25	26			79
PUR	0	26	22	24			72
Set duration		0:30	0:29	0:30			1:29

Referees: CAMERON, Andrew (CAN) & RAMIREZ, Yury (DOM)

USA • United States		1	2	3	4	5	Pts
3	Rowe Spencer (OP)	<input type="checkbox"/>	<input type="checkbox"/>	<input type="checkbox"/>			1
4	Crabb Taylor (OH)	<input checked="" type="checkbox"/>	<input checked="" type="checkbox"/>	<input checked="" type="checkbox"/>			12
5	Mcllvaine Graham (S)						
7	L Brinkley Michael (L)	L	L	L			
11	Kevorken Scott (MB)	<input checked="" type="checkbox"/>	<input checked="" type="checkbox"/>	<input checked="" type="checkbox"/>			3
12	Page Robart (OH)	<input type="checkbox"/>	<input type="checkbox"/>	<input type="checkbox"/>			1
13	Averill Taylor (MB)	<input checked="" type="checkbox"/>	<input checked="" type="checkbox"/>	<input checked="" type="checkbox"/>			6
14	Dejno Jeremy (OH)			<input type="checkbox"/>	<input type="checkbox"/>		3
17	La Cavera Zachary (OP)	<input checked="" type="checkbox"/>	<input checked="" type="checkbox"/>	<input checked="" type="checkbox"/>			25
18	Nally Andrew (OH)	<input checked="" type="checkbox"/>	<input checked="" type="checkbox"/>	<input checked="" type="checkbox"/>			6
20	Boldog Robert (S)	<input checked="" type="checkbox"/>	<input checked="" type="checkbox"/>	<input checked="" type="checkbox"/>			
22	Olson Nicholas (MB)						

Coach: SULLIVAN, Charles (USA)
Assistant: EDWARDS, Theo (USA)

PUR • Puerto Rico		1	2	3	4	5	Pts
1	Rivera Jose (OH)	<input type="checkbox"/>	<input type="checkbox"/>	<input type="checkbox"/>			
2	Goas Edgardo (S)	<input checked="" type="checkbox"/>	<input checked="" type="checkbox"/>	<input checked="" type="checkbox"/>			1
4	L Del Valle Dennis (L)	L	L	L			
9	L Mulero Jose M. (L)						
10	Cruz Ezequiel (OH)	<input checked="" type="checkbox"/>	<input checked="" type="checkbox"/>	<input checked="" type="checkbox"/>			10
11	Torres Maurice (OP)	<input checked="" type="checkbox"/>	<input checked="" type="checkbox"/>	<input checked="" type="checkbox"/>			13
12	Soto Hector (OH)	<input checked="" type="checkbox"/>	<input checked="" type="checkbox"/>	<input checked="" type="checkbox"/>			10
14	Roman Mannix (MB)	<input checked="" type="checkbox"/>	<input checked="" type="checkbox"/>	<input checked="" type="checkbox"/>			7
16	Rivera Jackson (OP)	<input type="checkbox"/>					
17	Sierra Pedrito (MB)	<input checked="" type="checkbox"/>	<input checked="" type="checkbox"/>	<input checked="" type="checkbox"/>			5
18	Rivera Omar (MB)			<input type="checkbox"/>	<input type="checkbox"/>		
20	Morales Fernando (S)						

Coach: ALEMAN, David (PUR)
Assistant: LAWRENCE, Ramon (CUB)

TEAMS AND PLAYERS PERFORMANCES

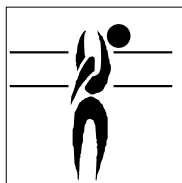
Won Pts	Total Atts	No Name	Scoring Skills	Won Pts	Total Atts	No Name
45	96	Total Team		38	90	Total Team
20	34	17 La Cavera Zachary (OP)	Spike	12	27	11 Torres Maurice (OP)
11	23	4 Crabb Taylor (OH)		10	25	12 Soto Hector (OH)
9	53	Total Team	Block	6	39	Total Team
3	15	17 La Cavera Zachary (OP)		3	17	14 Roman Mannix (MB)
3	10	13 Averill Taylor (MB)		2	8	17 Sierra Pedrito (MB)
3	77	Total Team	Serve	2	74	Total Team
2	20	17 La Cavera Zachary (OP)		1	13	11 Torres Maurice (OP)
1	11	13 Averill Taylor (MB)		1	12	14 Roman Mannix (MB)
22		Total Team	Opp. error	26		Total Team
79	226	Total Team	Total	72	203	Total Team

25	69	17 La Cavera Zachary (OP)	Best Scorer	13	42	11 Torres Maurice (OP)
----	----	---------------------------	--------------------	----	----	------------------------

Excellent	Total Atts	No Name	Non scoring Skills	Excellent	Total Atts	No Name
8	94	Total Team		14	89	Total Team
4	27	7 Brinkley Michael (L)	Dig	11	33	4 Del Valle Dennis (L)
2	13	18 Nally Andrew (OH)		2	15	11 Torres Maurice (OP)
16	78	Total Team	Set	6	84	Total Team
16	76	20 Boldog Robert (S)		6	80	2 Goas Edgardo (S)
17	62	Total Team	Reception	19	59	Total Team
9	33	4 Crabb Taylor (OH)	Success - Faults	7	18	4 Del Valle Dennis (L)
			# Attempts	7	21	12 Soto Hector (OH)

Starting line-up Pts = Points scored nn = Captain
 Substitute Atts = Attempts L = Libero
 Opp = Opponent





Best Scorers

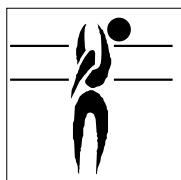
Rk	No	Name	Team	Spike	Block	Serve	Total
1	11	Caceres Gomez Jose M. (OP)	DOM	74	5	5	84
2	8	Cepeda Abreu Rolando (OP)	CUB	72	5	5	82
3	11	Torres Maurice (OP)	PUR	58	5	7	70
3	4	Jimenez Scull Javier E. (OH)	CUB	56	6	8	70
5	10	Pinerua Kervin (OP)	VEN	54	4	7	65
6	7	Soonias Dallas (OP)	CAN	51	4	1	56
7	17	La Cavera Zachary (OP)	USA	42	6	5	53
8	1	Koukartsev Pablo (OP)	ARG	44	6	0	50
9	20	Uriarte Mestre Osmany S. (OH)	CUB	40	3	3	46
10	2	Vargas Daniel (OP)	MEX	40	2	3	45
11	2	Villalba Rodrigo (OH)	ARG	41	0	3	44
11	3	Contrera de los Santos Elvis D. (OH)	DOM	40	4	0	44
13	9	Moreno Alexander (OP)	COL	39	1	1	41
14	13	Fiel Rodriguez David (MB)	CUB	25	14	1	40
15	4	Crabb Taylor (OH)	USA	36	1	1	38
15	14	Roman Mannix (MB)	PUR	17	17	4	38
17	13	Chourio Pirela Jesus D. (MB)	VEN	29	4	4	37
17	12	Soto Hector (OH)	PUR	36	1	0	37
19	10	Van Lankvelt Toontje (OH)	CAN	26	3	6	35
20	5	Recio Cuevas German R. (MB)	DOM	32	1	1	34
21	16	Mesa Sandoval Isbel (MB)	CUB	20	11	2	33
22	13	Cordova Samuel (MB)	MEX	23	8	0	31
23	13	Averill Taylor (MB)	USA	19	6	4	29
23	9	Guerra Carlos (OH)	MEX	24	1	4	29
25	8	Salerno Hector (OH)	VEN	23	3	2	28
25	16	DeRocco Jason (OH)	CAN	23	2	3	28
25	17	Vigrass Graham (MB)	CAN	19	9	0	28
25	10	Cruz Ezequiel (OH)	PUR	25	3	0	28
29	2	Piza Andres (OH)	COL	19	4	4	27
30	4	Hernandez Encarnacion Wilfrido (MB)	DOM	17	8	1	26
31	14	Aguilera Tomas (MB)	MEX	19	4	2	25
31	12	Contreras Jhoser (OH)	VEN	22	3	0	25
31	18	Cedeno Marquez Fredy R. (MB)	VEN	17	7	1	25
31	16	Gauna Maximiliano (MB)	ARG	18	4	3	25
31	16	Adames Figueroa Luis D. (OH)	DOM	22	3	0	25
36	16	Gaitan Sergio (OH)	COL	21	2	0	23
36	17	Sierra Pedrito (MB)	PUR	14	8	1	23
38	11	Mosquera Carlos (MB)	COL	13	5	2	20
38	13	Imhoff Facundo (MB)	ARG	15	5	0	20
40	18	Nally Andrew (OH)	USA	14	4	1	19
40	18	Del Bianco Nicholas (OH)	CAN	17	1	1	19
42	6	Poglajen Cristian (OH)	ARG	13	5	0	18
43	21	Blankenau Jay (S)	CAN	4	8	5	17
44	11	Kevorken Scott (MB)	USA	14	2	0	16
45	5	Verhoeff Rudy (MB)	CAN	11	2	1	14
45	2	Goas Edgardo (S)	PUR	8	4	2	14
47	13	Ambuila Juan Camilo (S)	COL	4	5	4	13
47	21	Quiroga Gonzalo (OH)	ARG	12	1	0	13
47	11	Zornetta Lucinao (OH)	ARG	11	2	0	13
47	8	Gunter Bradley (OP)	CAN	10	1	2	13
Total tournament				1.452	255	130	1.837



Best Spikers

Limit: 15.00%

Rk	No	Name	Team	Spikes	Faults	Shots	Total Attempts	Succ. %
1	13	Chourio Pirela Jesus D. (MB)	VEN	29	7	11	47	61.70
2	11	Caceres Gomez Jose M. (OP)	DOM	74	20	33	127	58.27
3	5	Recio Cuevas German R. (MB)	DOM	32	11	14	57	56.14
4	8	Cepeda Abreu Rolando (OP)	CUB	72	13	45	130	55.38
5	4	Jimenez Scull Javier E. (OH)	CUB	56	16	32	104	53.85
6	4	Crabb Taylor (OH)	USA	36	6	28	70	51.43
7	2	Vargas Daniel (OP)	MEX	40	13	28	81	49.38
8	2	Villalba Rodrigo (OH)	ARG	41	9	34	84	48.81
9	17	La Cavera Zachary (OP)	USA	42	10	35	87	48.28
10	20	Uriarte Mestre Osmany S. (OH)	CUB	40	10	33	83	48.19
Total Tournament				1.452	461	1.150	3.063	47.40




Best Blockers

Rk	No	Name	Team	Kill Blocks	Faults	Rebounds	Total Attempts	Avg. by set
1	14	Roman Mannix (MB)	PUR	17	17	27	61	1.13
2	13	Cordova Samuel (MB)	MEX	8	15	11	34	0.80
3	13	Fiel Rodriguez David (MB)	CUB	14	25	15	54	0.78
4	17	La Cavera Zachary (OP)	USA	6	8	18	32	0.67
5	13	Averill Taylor (MB)	USA	6	15	14	35	0.67
6	17	Vigrass Graham (MB)	CAN	9	10	18	37	0.64
7	16	Mesa Sandoval Isbel (MB)	CUB	11	15	20	46	0.61
8	18	Cedeno Marquez Fredy R. (MB)	VEN	7	8	18	33	0.58
9	21	Blankenau Jay (S)	CAN	8	9	8	25	0.57
10	17	Sierra Pedrito (MB)	PUR	8	16	21	45	0.53
Total Tournament				255	566	728	1.549	4.40



Best Servers

Rk	No	Name	Team	Aces	Faults	Serve Hits	Total Attempts	Avg. by set
1	10	Pinerua Kervin (OP)	VEN	7	9	34	50	0.58
2	17	La Cavera Zachary (OP)	USA	5	8	37	50	0.56
3	11	Torres Maurice (OP)	PUR	7	10	44	61	0.47
4	4	Jimenez Scull Javier E. (OH)	CUB	8	12	58	78	0.44
5	13	Averill Taylor (MB)	USA	4	8	19	31	0.44
6	10	Van Lankvelt Toontje (OH)	CAN	6	9	30	45	0.43
7	13	Ambuila Juan Camilo (S)	COL	4	3	36	43	0.40
8	2	Piza Andres (OH)	COL	4	5	25	34	0.40
9	9	Guerra Carlos (OH)	MEX	4	9	32	45	0.40
10	21	Blankenau Jay (S)	CAN	5	9	33	47	0.36
Total Tournament				130	417	2.097	2.644	2.24




Best Diggers

Rk	No	Name	Team	Digs	Faults	Receptions	Total Attempts	Avg. by set
1	7	Brinkley Michael (L)	USA	16	14	40	70	1.78
2	7	Lopez Franco (L)	ARG	22	21	50	93	1.69
3	4	Del Valle Dennis (L)	PUR	24	35	60	119	1.60
4	19	Bann Blair (L)	CAN	22	29	52	103	1.57
5	6	Gutierrez Torna Keibel (L)	CUB	19	26	52	97	1.06
6	4	Mata Hector (L)	VEN	12	22	37	71	1.00
7	5	Rangel Jesus (L)	MEX	9	26	32	67	0.90
8	4	Meyer Gustavo (OH)	MEX	6	6	9	21	0.60
9	17	La Cavera Zachary (OP)	USA	5	7	19	31	0.56
10	2	Alcantara Cabulla Cesar J. (L)	DOM	8	19	26	53	0.53
Total Tournament				255	866	1.628	2.749	4.40



Best Setters


Rk	No	Name	Team	Running Sets	Faults	Still Sets	Total Attempts	Avg. by set
1	20	Boldog Robert (S)	USA	53	3	164	220	5.89
2	8	Gonzalez Demian (S)	ARG	72	2	184	258	5.54
3	5	Macias Infante Leandro (S)	CUB	94	2	228	324	5.22
4	9	Carrasco Jose (S)	VEN	51	4	209	264	4.25
5	10	Rangel Pedro (S)	MEX	42	1	136	179	4.20
6	2	Goas Edgardo (S)	PUR	44	2	247	293	2.93
7	21	Blankenau Jay (S)	CAN	38	4	220	262	2.71
8	10	Abreu Lopez Francisco A. (S)	DOM	40	5	254	299	2.67
9	13	Ambuila Juan Camilo (S)	COL	17	5	185	207	1.70
10	11	Barajas Jorge (S)	MEX	11	-	36	47	1.10
Total Tournament				482	45	2.114	2.641	8.31



Best Receivers

Limit: 20.00%

Rk	No	Name	Team	Excellents	Faults	Serve Receptions	Total Attempts	Eff. %
1	1	Rivera Jose (OH)	PUR	28	2	25	55	47.27
2	7	Lopez Franco (L)	ARG	34	4	33	71	42.25
3	10	Van Lankvelt Toontje (OH)	CAN	48	5	49	102	42.16
4	7	Brinkley Michael (L)	USA	19	1	24	44	40.91
5	19	Bann Blair (L)	CAN	35	4	43	82	37.80
6	6	Gutierrez Torna Keibel (L)	CUB	26	2	40	68	35.29
7	7	Quinones Jorge (OH)	MEX	14	-	28	42	33.33
8	18	Nally Andrew (OH)	USA	19	1	37	57	31.58
9	5	Recio Cuevas German R. (MB)	DOM	26	6	32	64	31.25
10	4	Mata Hector (L)	VEN	22	5	28	55	30.91
Total Tournament				736	130	1.343	2.209	27.43



Best Liberos

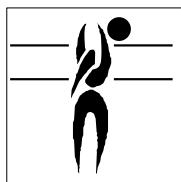
Rk	No	Name	Team	Excellents	Faults	In play	Total attempts	Avg. by set
1	7	Lopez Franco (L)	ARG	56	25	83	164	4.31
2	19	Bann Blair (L)	CAN	57	33	95	185	4.07
3	7	Brinkley Michael (L)	USA	35	15	64	114	3.89
4	5	Rangel Jesus (L)	MEX	38	33	79	150	3.80
5	4	Del Valle Dennis (L)	PUR	49	42	101	192	3.27
6	3	Herrera Adonis (L)	COL	29	24	88	141	2.90
7	4	Mata Hector (L)	VEN	34	27	65	126	2.83
8	2	Alcantara Cabulla Cesar J. (L)	DOM	39	25	78	142	2.60
9	6	Gutierrez Torna Keibel (L)	CUB	45	28	92	165	2.50
10	9	Mulero Jose M. (L)	PUR					



Best Spikers

Limit: 15.00%

Rk	Team	Spikes	Faults	Shots	Total Attempts	Succ. %
1	CUB Cuba	234	51	148	433	54.04
2	DOM Dominican Republic	193	64	118	375	51.47
3	VEN Venezuela	155	59	99	313	49.52
4	USA United States	130	32	101	263	49.43
5	ARG Argentina	162	45	143	350	46.29
6	PUR Puerto Rico	170	55	149	374	45.45
7	MEX Mexico	128	45	117	290	44.14
8	CAN Canada	171	59	171	401	42.64
9	COL Colombia	109	51	104	264	41.29
Total Tournament		1.452	461	1.150	3.063	47.40



Best Blockers


Rk	Team	Kill Blocks	Faults	Rebounds	Total Attempts	Avg. by set
1	CUB Cuba	47	99	85	231	2.61
2	USA United States	23	47	80	150	2.56
3	PUR Puerto Rico	38	62	97	197	2.53
4	MEX Mexico	23	50	68	141	2.30
4	COL Colombia	23	49	58	130	2.30
6	CAN Canada	30	71	79	180	2.14
7	VEN Venezuela	23	47	80	150	1.92
8	ARG Argentina	24	66	86	176	1.85
9	DOM Dominican Republic	24	75	95	194	1.60
Total Tournament		255	566	728	1.549	4.40



Best Servers

Rk	Team	Aces	Faults	Serve Hits	Total Attempts	Avg. by set
1	CAN Canada	22	54	231	307	1.57
2	USA United States	12	40	179	231	1.33
2	VEN Venezuela	16	49	210	275	1.33
4	COL Colombia	13	33	166	212	1.30
5	CUB Cuba	23	68	311	402	1.28
6	MEX Mexico	11	45	185	241	1.10
7	PUR Puerto Rico	15	41	302	358	1.00
8	DOM Dominican Republic	10	49	260	319	0.67
9	ARG Argentina	8	38	253	299	0.62
Total Tournament		130	417	2.097	2.644	2.24





Best Diggers

Rk	Team	Digs	Faults	Receptions	Total Attempts	Avg. by set
1	USA United States	29	64	143	236	3.22
2	MEX Mexico	29	77	130	236	2.90
3	CAN Canada	38	97	199	334	2.71
4	ARG Argentina	32	101	206	339	2.46
5	PUR Puerto Rico	35	129	206	370	2.33
6	VEN Venezuela	27	98	165	290	2.25
7	CUB Cuba	30	105	218	353	1.67
7	DOM Dominican Republic	25	109	197	331	1.67
9	COL Colombia	10	86	164	260	1.00
Total Tournament		255	866	1.628	2.749	4.40



Best Setters

Rk	Team	Running Sets	Faults	Still Sets	Total Attempts	Avg. by set
1	USA United States	54	4	176	234	6.00
2	ARG Argentina	75	3	207	285	5.77
3	MEX Mexico	53	4	191	248	5.30
4	CUB Cuba	94	5	258	357	5.22
5	VEN Venezuela	53	5	226	284	4.42
6	CAN Canada	51	7	280	338	3.64
7	PUR Puerto Rico	44	3	271	318	2.93
8	DOM Dominican Republic	41	8	293	342	2.73
9	COL Colombia	17	6	212	235	1.70
Total Tournament		482	45	2.114	2.641	8.31



Best Receivers

Limit: 20.00%

Rk	Team	Excellents	Faults	Serve Receptions	Total Attempts	Eff. %
1	CAN Canada	108	12	151	271	35.42
2	ARG Argentina	102	19	117	238	34.87
3	USA United States	58	6	106	170	30.59
4	PUR Puerto Rico	84	16	158	258	26.36
5	CUB Cuba	100	18	198	316	25.95
6	VEN Venezuela	78	17	146	241	25.31
7	MEX Mexico	63	13	130	206	24.27
8	DOM Dominican Republic	93	21	185	299	24.08
9	COL Colombia	50	8	152	210	20.00
Total Tournament		736	130	1.343	2.209	27.43



It's time for medal matches at IX Men's Pan Am Cup

TIJUANA, Mexico, August 15, 2014.- The fight for the gold medal will take place on Saturday at IX Men's Pan Am Cup. Cuba will match USA, while Argentina will play for Bronze Medal against Puerto Rico.

Also, the fifth place match will take place before the medals competition. Mexico will play against Venezuela and expects to go for a victory to remain in the World League group and of course to take back confidence prior to the 2014 FIVB World Championship that will be celebrated in Poland.

USA 3-0 Puerto Rico

Zachary LaCavera, captain of United States scored 25 points in the victory of the American Team over Puerto Rico in straight sets (28-26, 25-22 y 26-24). Taylor Crabb also contributed with 12 points, while Puerto Rican attack was distributed among Maurice Torres (13), captain Héctor "Picky" Soto and Ezequiel Cruz, with 10 points apiece.

American blocking game finished 9-6 in points over Puerto Rico. Also a 3-2 aces advantage was in favor of the team coached by Charles Sullivan against David Aleman's squad.

Cuba 3-2 Argentina

Cuba became the first finalist after defeating Argentina 3-2 (25-22, 25-18, 19-25, 23-25, 15-13) Javier Jiménez Scull and Rolando Cepeda combined a total offense of 49 points, with 23 and 26 units respectively, while David Fiel closed with 11 points on the Cuban side. Argentina fought hard until the end with Pablo Koukartsev as the South American's best weapon by recording 15 points. Rodrigo Villalba followed him with 15, and Lucinao Zornetta scored 13.

Canada 3-2 Dominican Republic

Canada closed with a win his participation by beating Dominican Republic 3-2 (25-21, 22-25, 22-25, 25-16, 15-13). Jose Caceres made a total of 22 units for the Caribbean team finishing as leader. He was followed by Elvis Contreras who tallied 16 points while Luis Adames scored 12. On the Canadian side, Bradley Gunter, Nicholas Del Bianco, Dallas Soonias and captain Toontje Van Lankvelt were the best weapons. Gunter and Van Lankvelt registered 13 points, while Del Bianco and Soonias recorded 12 apiece. The team coached by Georges Laplante concluded in seventh place overall in the final rankings





Es tiempo de jugar por las medallas en la IX Copa Panamericana

TIJUANA, México, Agosto 15 2014.- La lucha por las medallas tendrá lugar este sábado en la IX Copa Panamericana de Voleibol Masculino. Cuba se enfrentará a Estados Unidos, mientras que Argentina buscará el bronce contra Puerto Rico.

También se llevará a cabo el encuentro por el quinto lugar entre el anfitrión, México, y Venezuela. Los locales buscan una victoria para mantenerse en la Liga Mundial y desde luego retomar la confianza y fogueo previo al Mundial 2014 de la FIVB que se celebrará en Polonia.

USA 3-0 Puerto Rico

Zachary LaCavera, capitán de Estados Unidos, anotó 25 puntos en la victoria norteamericana sobre Puerto Rico en sets seguidos por parciales de (28-26, 25-22 y 26-24). Taylor Crabb también contribuyó al equipo norteamericano con un total de 12 puntos, mientras que por Puerto Rico, el ataque se distribuyó con Maurice Torres (13), el capitán Héctor "Picky" Soto y Ezequiel Cruz, con 10 unidades cada uno.

El bloqueo norteamericano superó en puntos 9-6 a Puerto Rico y el balance en cuanto a saques quedó nivelado 3-2 en ases de conjunto para los dirigidos por Charles Sullivan sobre el cuadro de David Alemán.

Cuba 3-2 Argentina

Cuba se convirtió en el primer finalista tras derrotar a Argentina 3-2 (25-22, 25-18, 19-25, 23-25, 15-13). Javier Jiménez Scull y Rolando Cepeda se combinaron con una ofensiva de 49 puntos entre ambos, con 23 y 26 unidades respectivamente, mientras que David Fiel cerró con 11 por el bando cubano. Argentina luchó hasta el final con Pablo Koukartsev como su mejor arma, al sumar 15 puntos. Rodrigo Villalba le siguió con 15 y Lucinao Zornetta con 13.

Canada 3-2 Dominicana

Canadá se impuso a República Dominicana 3-2 (25-21, 22-25, 22-25, 25-16, 15-13). Jose Caceres hizo un total de 22 unidades por parte del cuadro caribeño cerrando como líder, y estuvo seguido por Elvis Contreras con 16 puntos, mientras que Luis Adames cerró con 12. Por su parte, Canadá distribuyó mejor su ataque al tener en Bradley Gunter y el capitán Toontje Van Lankvelt como sus dos mejores hombres con 13 puntos cada uno. También se sumaron a la estadística Nicholas del Bianco y Dallas Soonias con 12. El cuadro dirigido por Georges Laplante se va del torneo ubicado en el séptimo lugar dentro de la clasificación final.

