



**Copa  
Panamericana  
Voleibol Varonil**  
Baja California • México • 2014



# Daily Bulletin

Boletín Diario

Number

# 7

Saturday August 16th. 2014 • Sábado 16 de Agosto de 2014



August 11th. to 16th. of 2014  
Tijuana, Baja California, México





























# Final Standings

1.-		Cuba
2.-		United States of America
3.-		Argentina
4.-		Puerto Rico
5.-		Venezuela
6.-		México
7.-		Canadá
8.-		Dominican republic
9.-		Colombia

## Best Players of the Competition

Position	#	Name	Country	
Best Spiker	4	Javier Jiménez	 CUB	
Second Best Spiker	2	Rodrigo Villalba	 ARG	
Best Digger	7	Franco López	 ARG	
Best Blocker	4	Manix Román	 PUR	
Second Best Blocker	13	David Fiel	 CUB	
Best Setter	20	Robert Boldog	 USA	
Best Receiver	1	José Rivera	 PUR	
Best Libero	7	Franco López	 ARG	
Best Server	10	Kervin Piñerua	 VEN	
Best Scorer	11	Mauricio Torres	 PUR	
Best Opposite	11	José Cécetes	 DOM	
Most Valuable Player	8	Rolando Cepeda	 CUB	



**Calendario y Formato de Competencia / Competition Format and Match Schedule**



GROUP-A											
No.	Date	Time	Teams			Set	Result per set (points)				
							1	2	3	4	5
3	11-ago	19:00	MEX	vs	COL	3-0	25-20	25-20	26-24		
6	12-ago	19:00	COL	vs	USA	0-3	18-25	23-25	15-25		
9	13-ago	19:00	MEX	vs	USA	0-3	29-31	23-25	23-25		

POSITION POOL A	
1	United State
2	Mexico
3	Colombia

GROUP-B											
No.	Date	Time	Teams			Set	Result per set (points)				
							1	2	3	4	5
2	11-ago	17:00	CUB	vs	PUR	3-2	18-25	26-24	25-20	21-25	15-12
4	12-ago	15:00	PUR	vs	DOM	3-0	25-17	25-18	28-26		
7	13-ago	15:00	DOM	vs	CUB	0-3	19-25	19-25	23-25		

POSITION POOL B	
1	Cuba
2	Puerto Rico
3	Dominican Republic

GROUP-C											
No.	Date	Time	Teams			Set	Result per set (points)				
							1	2	3	4	5
1	11-ago	15:00	CAN	vs	VEN	1-3	20-25	17-25	25-21	28-30	
5	12-ago	17:00	VEN	vs	ARG	0-3	20-25	33-35	23-25		
8	13-ago	17:00	ARG	vs	CAN	3-2	25-18	21-25	25-22	23-25	19-17

POSITION POOL C	
1	Argentina
2	Venezuela
3	Canada

CLASSIFICATION 9											
No.	Date	Time	Teams			Set	Result per set (points)				
							1	2	3	4	5
10	14-ago	15:00	DOM	vs	COL	3-1	25-21	25-27	25-20	25-21	

FINAL RANKING	
1	CUBA
2	UNITED STATES
3	ARGENTINA
4	PUERTO RICO
5	VENEZUELA
6	MEXICO
7	CANADA
8	DOMINICAN REPUBLIC
9	COLOMBIA

QUARTERFINALS											
No.	Date	Time	Teams			Set	Result per set (points)				
							1	2	3	4	5
11	14-ago	19:00	PUR	vs	MEX	3-1	27-25	25-23	23-25	25-16	
12	14-ago	17:00	CUB	vs	VEN	3-2	23-25	25-20	25-16	29-31	15-6

FINAL CLASSIFICATION 7/8											
No.	Date	Time	Teams			Set	Result per set (points)				
							1	2	3	4	5
13	15-ago	15:00	CAN	vs	DOM	3-2	25-21	22-25	22-25	25-16	15-13

SEMIFINALS											
No.	Date	Time	Teams			Set	Result per set (points)				
							1	2	3	4	5
14	15-ago	17:00	ARG	vs	CUB	2-3	22-25	18-25	25-19	25-23	13-15
15	15-ago	19:00	USA	vs	PUR	3-0	28-26	25-22	26-24		

FINAL CLASSIFICATION 5/6											
No.	Date	Time	Teams			Set	Result per set (points)				
							1	2	3	4	5
16	16-ago	15:00	MEX	vs	VEN	1-3	25-22	20-25	15-25	23-25	

FINALS											
No.	Date	Time	Teams			Set	Result per set (points)				
							1	2	3	4	5
17	16-ago	17:00	ARG	vs	PUR	3-2	25-21	25-23	20-25	24-26	18-16
18	16-ago	19:00	CUB	vs	USA	3-0	25-16	25-23	25-23		

\*NOTE1: For the Classification, Quarterfinal and Semifinal Rounds, according to the FIVB General Competition Regulations, it must be avoided that teams from the same group play each other.  
 \*NOTE2: According to the established competition format and the FIVB General Regulations, for the Classification, Quarterfinal and  
 \*NOTE3: Highest Ranking (HR) followed by a number (1, 2 or 3) indicates the team's position among the teams from other pools with the same position (1st, 2nd or 3rd) in their group after the Group Preliminary Round based on the VIS point ratio result.  
 \*NOTE4: Winner of M12 = Winner of Match #12, etc.

**MATCH RESULTS**

**Group-A**

No	Date	Teams	Set	Result per set (points)					Total Points	Time	Spectators
				1	2	3	4	5			
3	11/08/2014	MEX - COL	3-0	25-20	25-20	26-24			76- 64	1:28	2.500
6	12/08/2014	COL - USA	0-3	18-25	23-25	15-25			56- 75	1:24	1.500
9	13/08/2014	MEX - USA	0-3	29-31	23-25	23-25			75- 81	1:38	2.500

**Group-B**

No	Date	Teams	Set	Result per set (points)					Total Points	Time	Spectators
				1	2	3	4	5			
2	11/08/2014	CUB - PUR	3-2	18-25	26-24	25-20	21-25	15-12	105-106	2:05	950
4	12/08/2014	PUR - DOM	3-0	25-17	25-18	28-26			78- 61	1:28	300
7	13/08/2014	DOM - CUB	0-3	19-25	19-25	23-25			61- 75	1:17	350

**Group-C**

No	Date	Teams	Set	Result per set (points)					Total Points	Time	Spectators
				1	2	3	4	5			
1	11/08/2014	CAN - VEN	1-3	20-25	17-25	25-21	28-30		90-101	2:03	500
5	12/08/2014	VEN - ARG	0-3	20-25	33-35	23-25			76- 85	1:31	450
8	13/08/2014	ARG - CAN	3-2	25-18	21-25	25-22	23-25	19-17	113-107	2:18	1.650

**Classification 9**

No	Date	Teams	Set	Result per set (points)					Total Points	Time	Spectators
				1	2	3	4	5			
10	14/08/2014	DOM - COL	3-1	25-21	25-27	25-20	25-21		100- 89	2:05	300

**Quarterfinals**

No	Date	Teams	Set	Result per set (points)					Total Points	Time	Spectators
				1	2	3	4	5			
11	14/08/2014	PUR - MEX	3-1	27-25	25-23	23-25	25-16		100- 89	1:58	2.500
12	14/08/2014	CUB - VEN	3-2	23-25	25-20	25-16	29-31	15- 6	117- 98	2:39	600

**Semifinals**

No	Date	Teams	Set	Result per set (points)					Total Points	Time	Spectators
				1	2	3	4	5			
14	15/08/2014	ARG - CUB	2-3	22-25	18-25	25-19	25-23	13-15	103-107	2:08	500
15	15/08/2014	USA - PUR	3-0	28-26	25-22	26-24			79- 72	1:35	2.800

**Finals**

No	Date	Teams	Set	Result per set (points)					Total Points	Time	Spectators
				1	2	3	4	5			
13	15/08/2014	CAN - DOM	3-2	25-21	22-25	22-25	25-16	15-13	109-100	2:11	250
16	16/08/2014	MEX - VEN	1-3	25-22	20-25	15-25	23-25		83- 97	1:51	150
17	16/08/2014	ARG - PUR	3-2	25-21	25-23	20-25	24-26	18-16	112-111	2:14	1.500
18	16/08/2014	CUB - USA	3-0	25-16	25-23	25-23			75- 62	1:20	2.100

**TEAM RANKING**

**Group-A**

Rk	Code	Team	Matches				Results Details						Points			Sets		
			Pts	T	W	L	3-0	3-1	3-2	2-3	1-3	0-3	W	L	Ratio	W	L	Ratio
1	USA	United States	10	2	2	0	2	0	0	0	0	0	156	131	1,191	6	0	MAX
2	MEX	Mexico	5	2	1	1	1	0	0	0	0	151	145	1,041	3	3	1,000	
3	COL	Colombia	0	2	0	2	0	0	0	0	2	120	151	0,795	0	6		





# P-4 VOLLEYBALL • Collated results & ranking



NORCECA IX Copa Panamericana Voleibol Varonil 2014  
Results of Saturday, 16' 16e 'August' 16e '2014

## Group-B

Rk	Code	Team	Matches				Results Details						Points			Sets		
			Pts	T	W	L	3-0	3-1	3-2	2-3	1-3	0-3	W	L	Ratio	W	L	Ratio
1	CUB	Cuba	8	2	2	0	1	0	1	0	0	0	180	167	1,078	6	2	3,000
2	PUR	Puerto Rico	7	2	1	1	1	0	0	1	0	0	184	166	1,108	5	3	1,667
3	DOM	Dominican Republic	0	2	0	2	0	0	0	0	0	2	122	153	0,797	0	6	

## Group-C

Rk	Code	Team	Matches				Results Details						Points			Sets		
			Pts	T	W	L	3-0	3-1	3-2	2-3	1-3	0-3	W	L	Ratio	W	L	Ratio
1	ARG	Argentina	8	2	2	0	1	0	1	0	0	0	198	183	1,082	6	2	3,000
2	VEN	Venezuela	4	2	1	1	0	1	0	0	0	1	177	175	1,011	3	4	0,750
3	CAN	Canada	3	2	0	2	0	0	0	1	1	0	197	214	0,921	3	6	0,500

1.  Cuba
2.  United States
3.  Argentina
4.  Puerto Rico
5.  Venezuela
6.  Mexico
7.  Canada
8.  Dominican Republic
9.  Colombia





## NORCECA IX Copa Panamericana Voleibol Varonil 2014 Finals (Places 5-6)

**Match:** 16 **Date:** 16/08/2014 **Spectators:** 150  
**City:** Tijuana, Mexico  
**Hall:** Centro de Alto Rendimiento  
**Match duration:** Start: 15:00 End: 16:51 Total: 1:51

Teams	Sets	1	2	3	4	5	Total
<b>MEX</b>	<b>1</b>	25	20	15	23		83
<b>VEN</b>	<b>3</b>	22	25	25	25		97
<b>Set duration</b>		0:27	0:26	0:22	0:27		1:42

**Referees:** MEDINA, Frank (CUB) & MALDONADO, Jaime (PUR)

MEX • Mexico		1	2	3	4	5	Pts
2	Vargas Daniel (OP)	■	■	■	■		9
4	Meyer Gustavo (OH)		□	■	■		3
5	L Rangel Jesus (L)	L	L	L	L		
7	Quinones Jorge (OH)	■	■		□		5
8	Herrera Edgar (MB)				□		
9	Guerra Carlos (OH)	■	■	■	■		13
10	Rangel Pedro (S)	■	■	■	□		1
11	Barajas Jorge (S)	□		□	■		2
13	Cordova Samuel (MB)	■	■	■	■		5
14	Aguilera Tomas (MB)	■	■	■	■		6
15	Petris Martin (OH)						
20	Duarte Julian (OH)						

**Coach:** HERNANDEZ, Sergio (MEX)  
**Assistant:** DELGADO, Adrian (MEX)

VEN • Venezuela		1	2	3	4	5	Pts
3	Gonzalez Fernando (OH)	■	■	■	■		8
4	L Mata Hector (L)	L	L	L	L		
5	Rodriguez Emerson (MB)		□		□		
6	Paez Carlos (S)	■	■	■	■		2
8	Salerno Hector (OH)						
9	Carrasco Jose (S)		□				
10	Pinerua Kervin (OP)	■	■	■	■		19
12	Contreras Jhoser (OH)				□		1
13	Chourio Pirela Jesus D. (MB)		□	■	■		11
14	Montoya Martine Maximo A. (OH)	■	■	■	■		13
17	Escobar Daniel (MB)	■	■				
18	Cedeno Marquez Fredy R. (MB)	■	■	■	■		7

**Coach:** NACCI, Vincenzo (ITA)  
**Assistant:** NIETO, Ivan (VEN)

### TEAMS AND PLAYERS PERFORMANCES

Won Pts	Total Atts	No Name	Scoring Skills	Won Pts	Total Atts	No Name
<b>37</b>	<b>96</b>	<b>Total Team</b>		<b>41</b>	<b>91</b>	<b>Total Team</b>
11	26	9 Guerra Carlos (OH)	<b>Spike</b>	17	30	10 Pinerua Kervin (OP)
9	27	2 Vargas Daniel (OP)		8	17	14 Montoya Martine Maximo A.
<b>5</b>	<b>50</b>	<b>Total Team</b>	<b>Block</b>	<b>14</b>	<b>52</b>	<b>Total Team</b>
2	4	9 Guerra Carlos (OH)		6	12	13 Chourio Pirela Jesus D.
1	2	11 Barajas Jorge (S)	<b>Serve</b>	3	13	18 Cedeno Marquez Fredy R.
<b>2</b>	<b>84</b>	<b>Total Team</b>		<b>6</b>	<b>95</b>	<b>Total Team</b>
1	13	14 Aguilera Tomas (MB)	<b>Opp. error</b>	2	18	10 Pinerua Kervin (OP)
1	13	10 Rangel Pedro (S)	<b>Total</b>	2	15	14 Montoya Martine Maximo A.
<b>39</b>		<b>Total Team</b>		<b>36</b>		<b>Total Team</b>
<b>83</b>	<b>230</b>	<b>Total Team</b>		<b>97</b>	<b>238</b>	<b>Total Team</b>

13	43	9 Guerra Carlos (OH)	<b>Best Scorer</b>	19	53	10 Pinerua Kervin (OP)
----	----	----------------------	--------------------	----	----	------------------------

Excellent	Total Atts	No Name	Non scoring Skills	Excellent	Total Atts	No Name
<b>6</b>	<b>88</b>	<b>Total Team</b>		<b>6</b>	<b>88</b>	<b>Total Team</b>
4	27	5 Rangel Jesus (L)	<b>Dig</b>	3	23	4 Mata Hector (L)
1	7	11 Barajas Jorge (S)		1	1	12 Contreras Jhoser (OH)
<b>6</b>	<b>83</b>	<b>Total Team</b>	<b>Set</b>	<b>9</b>	<b>84</b>	<b>Total Team</b>
5	61	10 Rangel Pedro (S)		9	73	6 Paez Carlos (S)
<b>15</b>	<b>73</b>	<b>Total Team</b>	<b>Reception</b>	<b>19</b>	<b>63</b>	<b>Total Team</b>
6	25	7 Quinones Jorge (OH)	<b>Success - Faults</b>	10	29	14 Montoya Martine Maximo A.
2	16	4 Meyer Gustavo (OH)	<b># Attempts</b>	6	18	3 Gonzalez Fernando (OH)

■ Starting line-up Pts = Points scored □nn = Captain  
 □ Substitute Atts = Attempts L = Libero  
 Opp = Opponent

## NORCECA IX Copa Panamericana Voleibol Varonil 2014 Finals (Places 3-4)

**Match:** 17 **Date:** 16/08/2014 **Spectators:** 1.500  
**City:** Tijuana, Mexico  
**Hall:** Centro de Alto Rendimiento  
**Match duration:** Start: 17:19 End: 19:33 Total: 2:14

Teams	Sets	1	2	3	4	5	Total
<b>ARG</b>	<b>3</b>	25	25	20	24	18	112
<b>PUR</b>	<b>2</b>	21	23	25	26	16	111
<b>Set duration</b>		0:23	0:26	0:23	0:29	0:21	2:02

**Referees:** GONZALEZ, Daniel (MEX) & GALINDO, Misael (COL)

ARG • Argentina		1	2	3	4	5	Pts
1	Koukartsev Pablo (OP)	■	■	■	■	■	17
2	Villalba Rodrigo (OH)	■	■	■	■	■	20
6	Pogljajen Cristian (OH)	□	□	■	■		8
7 L	Lopez Franco (L)	L	L	L	L	L	
8	Gonzalez Demian (S)	■	■	■	■	■	3
10	Finoli Juan I. (S)	□	□	□	□		
11	Zornetta Lucinao (OH)	■	■	■			6
13	Imhoff Facundo (MB)	■	■	■	■	■	15
14	Palacios Ezequiel (OP)	□	□				1
16	Gauna Maximiliano (MB)	■	■	■	■	■	9
17	Franetovich Federico (MB)						
21	Quiroga Gonzalo (OH)	□	□	□	□		3

**Coach:** FERRARO, Hernan (ARG)  
**Assistant:** LOPEZ, Martin (ARG)

PUR • Puerto Rico		1	2	3	4	5	Pts
1	Rivera Jose (OH)	□	■	■	■	■	10
2	Goas Edgardo (S)	■	■			□	1
4 L	Del Valle Dennis (L)	L	L	L	L	L	
9 L	Mulero Jose M. (L)						
10	Cruz Ezequiel (OH)	■					2
11	Torres Maurice (OP)	■	■	■	■	■	32
12	Soto Hector (OH)	■	■	□	□		
14	Roman Mannix (MB)	■	■	■	■	■	14
16	Rivera Jackson (OP)	□	■	■	■	■	15
17	Sierra Pedrito (MB)	■	■	■	■	■	8
18	Rivera Omar (MB)						
20	Morales Fernando (S)	□	■	■	■		4

**Coach:** ALEMAN, David (PUR)  
**Assistant:** LAWRENCE, Ramon (CUB)

### TEAMS AND PLAYERS PERFORMANCES

Won Pts	Total Atts	No Name	Scoring Skills	Won Pts	Total Atts	No Name
67	131	<b>Total Team</b>		66	137	<b>Total Team</b>
18	33	2 Villalba Rodrigo (OH)	<b>Spike</b>	26	48	11 Torres Maurice (OP)
17	34	1 Koukartsev Pablo (OP)		14	21	16 Rivera Jackson (OP)
10	79	<b>Total Team</b>	<b>Block</b>	14	69	<b>Total Team</b>
2	7	8 Gonzalez Demian (S)		4	20	14 Roman Mannix (MB)
2	9	11 Zornetta Lucinao (OH)	<b>Serve</b>	3	7	11 Torres Maurice (OP)
5	111	<b>Total Team</b>		6	112	<b>Total Team</b>
2	17	16 Gauna Maximiliano (MB)	<b>Opp. error</b>	3	24	11 Torres Maurice (OP)
1	19	2 Villalba Rodrigo (OH)	<b>Total</b>	2	14	14 Roman Mannix (MB)
30		<b>Total Team</b>		25		<b>Total Team</b>
112	321	<b>Total Team</b>		111	318	<b>Total Team</b>
20	61	2 Villalba Rodrigo (OH)	<b>Best Scorer</b>	32	79	11 Torres Maurice (OP)
16	99	<b>Total Team</b>	<b>Non scoring Skills</b>	9	109	<b>Total Team</b>
12	30	7 Lopez Franco (L)	<b>Dig</b>	3	30	4 Del Valle Dennis (L)
2	13	2 Villalba Rodrigo (OH)		2	12	16 Rivera Jackson (OP)
26	125	<b>Total Team</b>	<b>Set</b>	11	118	<b>Total Team</b>
25	102	8 Gonzalez Demian (S)		6	51	2 Goas Edgardo (S)
46	94	<b>Total Team</b>	<b>Reception</b>	40	99	<b>Total Team</b>
14	22	11 Zornetta Lucinao (OH)	<b>Success - Faults</b>	15	32	4 Del Valle Dennis (L)
16	30	6 Pogljajen Cristian (OH)	<b># Attempts</b>	11	24	1 Rivera Jose (OH)

■ Starting line-up    Pts = Points scored    [nn] = Captain  
□ Substitute    Atts = Attempts    L = Libero  
Opp = Opponent





## NORCECA IX Copa Panamericana Voleibol Varonil 2014 Finals (Places 1-2)

**Match:** 18 **Date:** 16/08/2014 **Spectators:** 2.100  
**City:** Tijuana, Mexico  
**Hall:** Centro de Alto Rendimiento  
**Match duration:** Start: 20:00 End: 21:20 Total: 1:20

Teams	Sets	1	2	3	4	5	Total
<b>CUB</b>	<b>3</b>	25	25	25			75
<b>USA</b>	<b>0</b>	16	23	23			62
<b>Set duration</b>		0:20	0:26	0:28			1:14

**Referees:** RAMIREZ, Yury (DOM) & KEIM, Alfonso (ARG)

CUB • Cuba		1	2	3	4	5	Pts
1	Gonzalez Nicolas Yosvani (S)						
2	Romero Valdes Inovel (OH)	■	■	■			6
4	Jimenez Scull Javier E. (OH)	■	■	■			5
5	Macias Infante Leandro (S)	■	■	■			2
6	L Gutierrez Torna Keibel (L)	L	L	L			
8	Cepeda Abreu Rolando (OP)	■	■	■			20
9	Osoria Rodriguez Livan (OP)		□	□			
11	Fundora Travieso Lazaro R. (OH)		□	□			2
13	Fiel Rodriguez David (MB)	■	■	■			2
16	Mesa Sandoval Isbel (MB)		□	□			1
17	Chapman Pineiro Felix E. (MB)	■	■	■			7
20	Uriarte Mestre Osmany S. (OH)	□	□	□			8

**Coach:** SANCHEZ, Rodolfo (CUB)  
**Assistant:** CRUZ LOPEZ, Jesus (CUB)

USA • United States		1	2	3	4	5	Pts
3	Rowe Spencer (OP)		□	□			
4	Crabb Taylor (OH)	■	■	■			9
5	McIlvaine Graham (S)						
7	L Brinkley Michael (L)	L	L	L			
11	Kevorken Scott (MB)	■	■	■			8
12	Page Robart (OH)		□				
13	Averill Taylor (MB)	■	■	■			9
14	Dejno Jeremy (OH)		□	□			3
17	La Cavera Zachary (OP)	■	■	■			8
18	Nally Andrew (OH)	■	■	■			5
20	Boldog Robert (S)	■	■	■			1
22	Olson Nicholas (MB)						

**Coach:** SULLIVAN, Charles (USA)  
**Assistant:** EDWARDS, Theo (USA)

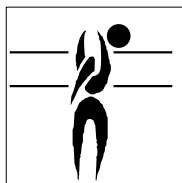
### TEAMS AND PLAYERS PERFORMANCES

Won Pts	Total Atts	No Name	Scoring Skills	Won Pts	Total Atts	No Name
<b>41</b>	<b>78</b>	<b>Total Team</b>		<b>32</b>	<b>77</b>	<b>Total Team</b>
20	34	8 Cepeda Abreu Rolando	<b>Spike</b>	8	10	13 Averill Taylor (MB)
5	8	17 Chapman Pineiro Felix E.		8	23	4 Crabb Taylor (OH)
<b>9</b>	<b>39</b>	<b>Total Team</b>	<b>Block</b>	<b>7</b>	<b>46</b>	<b>Total Team</b>
3	4	20 Uriarte Mestre Osmany S.		4	16	11 Kevorken Scott (MB)
2	8	17 Chapman Pineiro Felix E.		1	6	18 Nally Andrew (OH)
<b>3</b>	<b>73</b>	<b>Total Team</b>	<b>Serve</b>	<b>4</b>	<b>64</b>	<b>Total Team</b>
2	4	11 Fundora Travieso Lazaro R.		1	9	11 Kevorken Scott (MB)
1	21	2 Romero Valdes Inovel (OH)		1	14	4 Crabb Taylor (OH)
<b>22</b>		<b>Total Team</b>	<b>Opp. error</b>	<b>19</b>		<b>Total Team</b>
<b>75</b>	<b>190</b>	<b>Total Team</b>	<b>Total</b>	<b>62</b>	<b>187</b>	<b>Total Team</b>

20	45	8 Cepeda Abreu Rolando	<b>Best Scorer</b>	9	39	4 Crabb Taylor (OH)
----	----	------------------------	--------------------	---	----	---------------------

Excellent	Total Atts	No Name	Non scoring Skills	Excellent	Total Atts	No Name
<b>5</b>	<b>69</b>	<b>Total Team</b>		<b>3</b>	<b>52</b>	<b>Total Team</b>
2	23	6 Gutierrez Torna Keibel (L)	<b>Dig</b>	3	20	7 Brinkley Michael (L)
1	11	5 Macias Infante Leandro (S)				
<b>9</b>	<b>64</b>	<b>Total Team</b>	<b>Set</b>	<b>15</b>	<b>69</b>	<b>Total Team</b>
9	61	5 Macias Infante Leandro (S)		15	66	20 Boldog Robert (S)
<b>14</b>	<b>48</b>	<b>Total Team</b>	<b>Reception</b>	<b>22</b>	<b>67</b>	<b>Total Team</b>
6	14	6 Gutierrez Torna Keibel (L)	Success - Faults	9	19	7 Brinkley Michael (L)
6	20	2 Romero Valdes Inovel (OH)	# Attempts	6	18	4 Crabb Taylor (OH)

■ Starting line-up Pts = Points scored [nn] = Captain  
□ Substitute Atts = Attempts L = Libero  
Opp = Opponent



### Best Scorers

Rk	No	Name	Team	Spike	Block	Serve	Total
1	11	Torres Maurice (OP)	PUR	84	8	10	102
1	8	Cepeda Abreu Rolando (OP)	CUB	92	5	5	102
3	11	Caceres Gomez Jose M. (OP)	DOM	74	5	5	84
3	10	Pinerua Kervin (OP)	VEN	71	4	9	84
5	4	Jimenez Scull Javier E. (OH)	CUB	60	7	8	75
6	1	Koukartsev Pablo (OP)	ARG	61	6	0	67
7	2	Villalba Rodrigo (OH)	ARG	59	1	4	64
8	17	La Cavera Zachary (OP)	USA	49	7	5	61
9	7	Soonias Dallas (OP)	CAN	51	4	1	56
10	2	Vargas Daniel (OP)	MEX	49	2	3	54
10	20	Uriarte Mestre Osmany S. (OH)	CUB	45	6	3	54
12	14	Roman Mannix (MB)	PUR	25	21	6	52
13	13	Chourio Pirela Jesus D. (MB)	VEN	33	10	5	48
14	4	Crabb Taylor (OH)	USA	44	1	2	47
15	3	Contrera de los Santos Elvis D. (OH)	DOM	40	4	0	44
16	9	Guerra Carlos (OH)	MEX	35	3	4	42
16	13	Fiel Rodriguez David (MB)	CUB	27	14	1	42
18	9	Moreno Alexander (OP)	COL	39	1	1	41
19	13	Averill Taylor (MB)	USA	27	6	5	38
20	12	Soto Hector (OH)	PUR	36	1	0	37
21	13	Cordova Samuel (MB)	MEX	27	9	0	36
22	10	Van Lankvelt Toontje (OH)	CAN	26	3	6	35
22	13	Imhoff Facundo (MB)	ARG	29	6	0	35
24	5	Recio Cuevas German R. (MB)	DOM	32	1	1	34
24	16	Gauna Maximiliano (MB)	ARG	24	5	5	34
24	16	Mesa Sandoval Isbel (MB)	CUB	20	12	2	34
27	18	Cedeno Marquez Fredy R. (MB)	VEN	21	10	1	32
28	14	Aguilera Tomas (MB)	MEX	24	4	3	31
28	17	Sierra Pedrito (MB)	PUR	19	11	1	31
30	10	Cruz Ezequiel (OH)	PUR	27	3	0	30
31	16	DeRocco Jason (OH)	CAN	23	2	3	28
31	17	Vigrass Graham (MB)	CAN	19	9	0	28
31	8	Salerno Hector (OH)	VEN	23	3	2	28
34	2	Piza Andres (OH)	COL	19	4	4	27
35	4	Hernandez Encarnacion Wilfrido (MB)	DOM	17	8	1	26
35	12	Contreras Jhoser (OH)	VEN	23	3	0	26
35	6	Poglajen Cristian (OH)	ARG	20	6	0	26
38	16	Adames Figueroa Luis D. (OH)	DOM	22	3	0	25
39	18	Nally Andrew (OH)	USA	18	5	1	24
39	11	Kevorken Scott (MB)	USA	17	6	1	24
41	16	Gaitan Sergio (OH)	COL	21	2	0	23
41	1	Rivera Jose (OH)	PUR	21	1	1	23
43	11	Mosquera Carlos (MB)	COL	13	5	2	20
44	18	Del Bianco Nicholas (OH)	CAN	17	1	1	19
44	11	Zornetta Lucinao (OH)	ARG	15	4	0	19
46	14	Montoya Martine Maximo A. (OH)	VEN	12	4	2	18
47	21	Blankenau Jay (S)	CAN	4	8	5	17
47	17	Chapman Pineiro Felix E. (MB)	CUB	14	3	0	17
49	21	Quiroga Gonzalo (OH)	ARG	12	3	1	16
50	7	Quinones Jorge (OH)	MEX	11	4	0	15
<b>Total tournament</b>				1.736	314	156	2.206

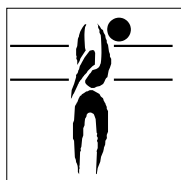




## Best Spikers

Limit: 15.00%

Rk	No	Name	Team	Spikes	Faults	Shots	Total Attempts	Succ. %
1	11	Caceres Gomez Jose M. (OP)	DOM	74	20	33	127	58.27
2	5	Recio Cuevas German R. (MB)	DOM	32	11	14	57	56.14
3	8	Cepeda Abreu Rolando (OP)	CUB	92	16	56	164	56.10
4	4	Jimenez Scull Javier E. (OH)	CUB	60	21	34	115	52.17
5	2	Villalba Rodrigo (OH)	ARG	59	14	44	117	50.43
6	11	Torres Maurice (OP)	PUR	84	32	55	171	49.12
7	10	Pinerua Kervin (OP)	VEN	71	28	47	146	48.63
8	20	Uriarte Mestre Osmany S. (OH)	CUB	45	12	37	94	47.87
9	4	Crabb Taylor (OH)	USA	44	8	41	93	47.31
10	3	Contrera de los Santos Elvis D. (OH)	DOM	40	17	29	86	46.51
<b>Total Tournament</b>				1.736	559	1.378	3.673	47.26




## Best Blockers

Rk	No	Name	Team	Kill Blocks	Faults	Rebounds	Total Attempts	Avg. by set
1	14	Roman Mannix (MB)	PUR	21	22	38	81	1.05
2	13	Fiel Rodriguez David (MB)	CUB	14	32	23	69	0.67
3	17	Vigrass Graham (MB)	CAN	9	10	18	37	0.64
4	13	Cordova Samuel (MB)	MEX	9	20	21	50	0.64
5	18	Cedeno Marquez Fredy R. (MB)	VEN	10	11	25	46	0.63
6	13	Chourio Pirela Jesus D. (MB)	VEN	10	19	18	47	0.63
7	17	La Cavera Zachary (OP)	USA	7	10	19	36	0.58
8	16	Mesa Sandoval Isbel (MB)	CUB	12	16	20	48	0.57
9	21	Blankenau Jay (S)	CAN	8	9	8	25	0.57
10	17	Sierra Pedrito (MB)	PUR	11	23	28	62	0.55
<b>Total Tournament</b>				314	683	887	1.884	4.49



## Best Servers

Rk	No	Name	Team	Aces	Faults	Serve Hits	Total Attempts	Avg. by set
1	10	Pinerua Kervin (OP)	VEN	9	13	46	68	0.56
2	11	Torres Maurice (OP)	PUR	10	16	59	85	0.50
3	10	Van Lankvelt Toontje (OH)	CAN	6	9	30	45	0.43
4	17	La Cavera Zachary (OP)	USA	5	12	45	62	0.42
5	13	Averill Taylor (MB)	USA	5	11	27	43	0.42
6	13	Ambuila Juan Camilo (S)	COL	4	3	36	43	0.40
7	2	Piza Andres (OH)	COL	4	5	25	34	0.40
8	4	Jimenez Scull Javier E. (OH)	CUB	8	12	65	85	0.38
9	21	Blankenau Jay (S)	CAN	5	9	33	47	0.36
10	11	Caceres Gomez Jose M. (OP)	DOM	5	10	37	52	0.33
<b>Total Tournament</b>				156	508	2.519	3.183	2.23



## Best Diggers

Rk	No	Name	Team	Digs	Faults	Receptions	Total Attempts	Avg. by set
1	7	Lopez Franco (L)	ARG	34	26	63	123	1.89
2	7	Brinkley Michael (L)	USA	19	19	52	90	1.58
3	19	Bann Blair (L)	CAN	22	29	52	103	1.57
4	4	Del Valle Dennis (L)	PUR	27	46	76	149	1.35
5	6	Gutierrez Torna Keibel (L)	CUB	21	29	70	120	1.00
6	4	Mata Hector (L)	VEN	15	31	48	94	0.94
7	5	Rangel Jesus (L)	MEX	13	35	46	94	0.93
8	2	Alcantara Cabulla Cesar J. (L)	DOM	8	19	26	53	0.53
9	3	Herrera Adonis (L)	COL	5	19	37	61	0.50
10	4	Meyer Gustavo (OH)	MEX	6	6	13	25	0.43
<b>Total Tournament</b>				300	1.022	1.932	3.254	4.29



## Best Setters


Rk	No	Name	Team	Running Sets	Faults	Still Sets	Total Attempts	Avg. by set
1	20	Boldog Robert (S)	USA	68	4	214	286	5.67
2	8	Gonzalez Demian (S)	ARG	97	3	260	360	5.39
3	5	Macias Infante Leandro (S)	CUB	103	2	280	385	4.90
4	10	Rangel Pedro (S)	MEX	47	3	190	240	3.36
5	9	Carrasco Jose (S)	VEN	51	4	210	265	3.19
6	21	Blankenau Jay (S)	CAN	38	4	220	262	2.71
7	10	Abreu Lopez Francisco A. (S)	DOM	40	5	254	299	2.67
8	2	Goas Edgardo (S)	PUR	50	2	292	344	2.50
9	13	Ambuila Juan Camilo (S)	COL	17	5	185	207	1.70
10	4	Howatson Joshua (S)	CAN	13	2	46	61	0.93
<b>Total Tournament</b>				558	55	2.571	3.184	7.97



## Best Receivers

Limit: 20.00%

Rk	No	Name	Team	Excellents	Faults	Serve Receptions	Total Attempts	Eff. %
1	1	Rivera Jose (OH)	PUR	39	3	37	79	45.57
2	7	Lopez Franco (L)	ARG	46	6	39	91	43.96
3	10	Van Lankvelt Toontje (OH)	CAN	48	5	49	102	42.16
4	7	Brinkley Michael (L)	USA	28	2	33	63	41.27
5	19	Bann Blair (L)	CAN	35	4	43	82	37.80
6	6	Poglajen Cristian (OH)	ARG	40	7	42	89	37.08
7	6	Gutierrez Torna Keibel (L)	CUB	32	2	48	82	36.59
8	5	Recio Cuevas German R. (MB)	DOM	26	6	32	64	31.25
9	4	Del Valle Dennis (L)	PUR	40	8	57	105	30.48
10	18	Nally Andrew (OH)	USA	25	2	50	77	29.87
<b>Total Tournament</b>				892	156	1.605	2.653	27.74



## Best Liberos

Rk	No	Name	Team	Excellents	Faults	In play	Total attempts	Avg. by set
1	7	Lopez Franco (L)	ARG	80	32	102	214	4.44
2	19	Bann Blair (L)	CAN	57	33	95	185	4.07
3	7	Brinkley Michael (L)	USA	47	21	85	153	3.92
4	4	Del Valle Dennis (L)	PUR	67	54	133	254	3.35
5	5	Rangel Jesus (L)	MEX	43	44	108	195	3.07
6	3	Herrera Adonis (L)	COL	29	24	88	141	2.90
7	2	Alcantara Cabulla Cesar J. (L)	DOM	39	25	78	142	2.60
8	6	Gutierrez Torna Keibel (L)	CUB	53	31	118	202	2.52
9	4	Mata Hector (L)	VEN	40	36	88	164	2.50
10	9	Mulero Jose M. (L)	PUR					

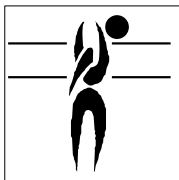




## Best Spikers

Limit: 15.00%

Rk	Team	Spikes	Faults	Shots	Total Attempts	Succ. %
1	CUB Cuba	275	66	170	511	53.82
2	DOM Dominican Republic	193	64	118	375	51.47
3	VEN Venezuela	196	67	141	404	48.51
4	USA United States	162	43	135	340	47.65
5	ARG Argentina	229	68	184	481	47.61
6	PUR Puerto Rico	236	74	201	511	46.18
7	MEX Mexico	165	67	154	386	42.75
8	CAN Canada	171	59	171	401	42.64
9	COL Colombia	109	51	104	264	41.29
<b>Total Tournament</b>		1.736	559	1.378	3.673	47.26



## Best Blockers

Rk	Team	Kill Blocks	Faults	Rebounds	Total Attempts	Avg. by set
1	CUB Cuba	56	110	104	270	2.67
2	PUR Puerto Rico	52	82	132	266	2.60
3	USA United States	30	68	98	196	2.50
4	VEN Venezuela	37	66	99	202	2.31
5	COL Colombia	23	49	58	130	2.30
6	CAN Canada	30	71	79	180	2.14
7	MEX Mexico	28	66	97	191	2.00
8	ARG Argentina	34	96	125	255	1.89
9	DOM Dominican Republic	24	75	95	194	1.60
<b>Total Tournament</b>		314	683	887	1.884	4.49




## Best Servers

Rk	Team	Aces	Faults	Serve Hits	Total Attempts	Avg. by set
1	CAN Canada	22	54	231	307	1.57
2	VEN Venezuela	22	71	277	370	1.38
3	USA United States	16	55	224	295	1.33
4	COL Colombia	13	33	166	212	1.30
5	CUB Cuba	26	73	376	475	1.24
6	PUR Puerto Rico	21	58	391	470	1.05
7	MEX Mexico	13	66	246	325	0.93
8	ARG Argentina	13	49	348	410	0.72
9	DOM Dominican Republic	10	49	260	319	0.67
<b>Total Tournament</b>		156	508	2.519	3.183	2.23







## Best Diggers

Rk	Team	Digs	Faults	Receptions	Total Attempts	Avg. by set
1	CAN Canada	38	97	199	334	2.71
2	USA United States	32	82	174	288	2.67
2	ARG Argentina	48	133	257	438	2.67
4	MEX Mexico	35	100	189	324	2.50
5	PUR Puerto Rico	44	167	268	479	2.20
6	VEN Venezuela	33	124	221	378	2.06
7	CUB Cuba	35	124	263	422	1.67
7	DOM Dominican Republic	25	109	197	331	1.67
9	COL Colombia	10	86	164	260	1.00
<b>Total Tournament</b>		300	1.022	1.932	3.254	4.29



## Best Setters

Rk	Team	Running Sets	Faults	Still Sets	Total Attempts	Avg. by set
1	USA United States	69	5	229	303	5.75
2	ARG Argentina	101	4	305	410	5.61
3	CUB Cuba	103	7	311	421	4.90
4	MEX Mexico	59	6	266	331	4.21
5	VEN Venezuela	62	9	297	368	3.88
6	CAN Canada	51	7	280	338	3.64
7	PUR Puerto Rico	55	3	378	436	2.75
8	DOM Dominican Republic	41	8	293	342	2.73
9	COL Colombia	17	6	212	235	1.70
<b>Total Tournament</b>		558	55	2.571	3.184	7.97



## Best Receivers

Limit: 20.00%

Rk	Team	Excellents	Faults	Serve Receptions	Total Attempts	Eff. %
1	ARG Argentina	148	26	158	332	36.75
2	CAN Canada	108	12	151	271	35.42
3	USA United States	80	9	148	237	29.96
4	PUR Puerto Rico	124	21	212	357	28.85
5	VEN Venezuela	97	19	188	304	25.66
6	CUB Cuba	114	21	229	364	25.55
7	DOM Dominican Republic	93	21	185	299	24.08
8	MEX Mexico	78	19	182	279	21.15
9	COL Colombia	50	8	152	210	20.00
<b>Total Tournament</b>		892	156	1.605	2.653	27.74





## **Cuba returns to the Top of the Americas**

TIJUANA, México, August 16, 2014.- Cuba returned to the top of continental volleyball after beating the United States in three sets at the IX Men's Pan American Cup finals. Scores were 25-16, 25-23 and 25-23.

El capitán Rolando Cepeda terminó con 20 puntos, seguido por Osmany Uriarte, con 8. Por Estados Unidos, Taylor Crabb y Taylor Averill cerraron con nueve puntos cada uno. Cuba superó 9-7 a los norteamericanos en puntos clave de bloqueo. El capitán norteamericano Zachary La Cavera finalizó con 8 unidades, al igual que Scott Kevorken.

For the first time in history a total of five teams of the Norceca Volleyball Confederation are part of the FIVB World League. The United States, Cuba, Puerto Rico, Mexico and Canada will play at this competition in the year 2015, after their results in the final ranking of the IX Men's Pan American Cup.

USA and Cuba used to be the only representatives at the FIVB highest yearly event. Now there is a champion that advances to the First Group, while the rest of the best classified teams, will be allocated in Groups II and III. Also as representatives of the South American Confederation (CSV) Argentina and Venezuela claimed spots for FIVBWL.

## **Bronze for Argentina**

Argentina claimed the Bronze Medal after beating Puerto Rico in five sets. The scores were 25-21, 25-23, 20-25, 24-26 and 18-16. Maurice Torres scored 32 points for Puerto Rico, joining to the 30's club in the history of the Cup. He also aced three times. Jackson Rivera scored 15 and Mannix Roman 14, while Jose Rivera finished with 10. Argentina finished with three double-digit scorers. Rodrigo Villalba closed with 20, while Pablo Koukartsev with 17, and Facundo Imhoff with 15.

## **Fifth place for Venezuela**

Venezuela finished in fifth place IX Men's Pan American Cup after beating Mexico in four sets (22-25, 25-20, 25-15, 25-23). Captain Kervin Pinerua finished as top scorer with a total of 19 points, with two aces. Maximo Montoya scored 13, two in aces, while Jesus Chourio closed with 11, all of them for Venezuela. For Mexico, Carlos Guerra converted 13 points and Daniel Vargas 9.





## **Cuba regresa a la cima de las Américas**

TIJUANA, México, Agosto 16, 2014.- Cuba regresó a la cima del voleibol en el continente, tras derrotar en tres sets a Estados Unidos en la final de la IX Copa Panamericana de Voleibol Masculino. Los resultados fueron 25-16, 25-23 y 25-23.

Captain Rolando Cepeda finished with 20 points. On the American side, Taylor Averill and Taylor Crabb finished with 9 apiece. Cuba also converted 9 key points in blocking game against 7 by USA. Captain Zachary La Cavera scored 8 points as well as Scott Kevorken.

Por primera vez en su historia, la Confederación Norte, Centroamericana y del Caribe de Voleibol (Norceca) contará con cinco selecciones representativas en la Liga Mundial de la FIVB. Estados Unidos, Cuba, Puerto Rico, México y Cuba se integran a esta competencia para el año 2015, luego de los resultados obtenidos en la IX Copa Panamericana Masculina. Anteriormente, Estados Unidos y Cuba eran los únicos representantes de este gran evento. Ahora existe un campeón que avanza al Grupo I y el resto de los participantes se distribuyen entre las divisiones II y III para el año entrante. Por Sudamérica se agregan como representantes de la CSV, los equipos de Venezuela y Argentina, ganador del tercer lugar.

## **Argentina se lleva el bronce**

Argentina ganó la medalla de Bronce tras derrotar a Puerto Rico en cinco sets. Los parciales fueron 25-21, 25-23, 20-25, 24-26 y 18-16. Maurice Torres consiguió 32 puntos para Puerto Rico, sumándose al club de los 30's en los récords históricos de la Copa. Además registró tres ases. Jackson Rivera anotó 15 y Mannix Roman 14, mientras que José Rivera terminó con 10. Argentina terminó con tres anotadores con doble dígito. Rodrigo Villalba cerró con 20, mientras que Pablo Koukartsev con 17 y Facundo Imhoff con 15.

## **Venezuela se queda con el quinto puesto**

Venezuela se quedó con el quinto lugar su presencia dentro de la Liga Mundial, tras haber derrotado a México en cuatro sets (22-25, 25-20, 25-15, 25-23). El capitán Kervin Piñerua finalizó como líder anotador con un total de 19 puntos y dos saques as. Máximo Montoya anotó en 13 ocasiones, incluidos dos saques, mientras que Jesús Chourio se acreditó 11, todos ellos por Venezuela. Por México, Carlos Guerra convirtió 13 puntos y Daniel Vargas 9.

