

 movistar

XIV Women's Pan American Cup



Lima • Perú • 11 - 22 June 2015



Bulletin 09 June 21, 2015



FIVB™





FINAL RANKING

-  United States
-  Dominican Republic
-  Argentina
-  Cuba
-  Canada
-  Puerto Rico
-  Brazil
-  Colombia
-  Peru
-  Mexico
-  Costa Rica
-  Uruguay

Mejores Deportistas/Best Players



Jugadora Más Valiosa
Most Valuable Player
Krista Vansant
USA N° 24



1er Mejor Atacante
1st Best Spiker
Krista Vansant
USA N° 24

2da Mejor Atacante
2nd Best Spiker
Melissa Vargas
CUB N° 4



1er Mejor Bloqueo
1st Best Blocker
Alena Rojas
CUB N° 3

2do Mejor Bloqueo
2nd Best Blocker
Lucille Charuk
CAN N° 13



Mejor Servicio
Best Server
Melissa Vargas
CUB N° 4

Mejor Opuesta
Best Opposite
Angela Leyva
PER N° 12



Mejor Defensa
Best Digger
Brenda Castillo
DOM N° 5

Mejor Armadora
Best Setter
Carli Lloyd
USA N° 23



Mejor Recepción
Best Receiver
Brenda Castillo
DOM N° 5

Mejor Libero
Best Libero
Brenda Castillo
DOM N° 5



Mayor Anotadora
Best Scorer
Melissa Vargas
CUB N° 4



Calendario y Formato de Competencia / Competition Format and Match Schedule

| GROUP-A / COLISEO ALMIRANTE MIGUEL GRAU | | | | | | | | | | | | |
|---|--------|-------|---------------|----|---------------|-------------------------|-------|-------|-------|-------|-----------------------|------------------|
| No. | Date | Time | Teams | | Set | Result per set (points) | | | | | FINAL RANKING GROUP-A | |
| | | | | | | 1 | 2 | 3 | 4 | 5 | | |
| 2 | 13-jun | 15:00 | ARGENTINA | vs | COSTA RICA | 3-0 | 25-14 | 25-14 | 27-25 | | | 1. UNITED STATES |
| 4 | 13-jun | 17:00 | MEXICO | vs | COLOMBIA | 0-3 | 20-25 | 21-25 | 20-25 | | | |
| 6 | 13-jun | 19:00 | UNITED STATES | vs | PUERTO RICO | 3-0 | 25-22 | 25-12 | 25-18 | | | 2. ARGENTINA |
| 8 | 14-jun | 15:00 | COLOMBIA | vs | UNITED STATES | 1-3 | 21-25 | 9-25 | 25-23 | 16-25 | | |
| 10 | 14-jun | 17:00 | COSTA RICA | vs | PUERTO RICO | 0-3 | 9-25 | 14-25 | 10-25 | | | 3. PUERTO RICO |
| 12 | 14-jun | 19:00 | ARGENTINA | vs | MEXICO | 3-1 | 25-20 | 25-13 | 22-25 | 25-18 | | |
| 14 | 15-jun | 15:00 | UNITED STATES | vs | COSTA RICA | 3-0 | 25-11 | 25-9 | 25-5 | | | 4. COLOMBIA |
| 16 | 15-jun | 17:00 | COLOMBIA | vs | ARGENTINA | 2-3 | 25-20 | 19-25 | 25-20 | 18-25 | 12-15 | |
| 18 | 15-jun | 19:00 | PUERTO RICO | vs | MEXICO | 3-0 | 25-20 | 26-24 | 25-22 | | | 5. MEXICO |
| 20 | 16-jun | 15:00 | COSTA RICA | vs | COLOMBIA | 0-3 | 18-25 | 23-25 | 14-25 | | | |
| 22 | 16-jun | 17:00 | MEXICO | vs | UNITED STATES | 0-3 | 13-25 | 17-25 | 17-25 | | | 6. COSTA RICA |
| 24 | 16-jun | 19:00 | PUERTO RICO | vs | ARGENTINA | 2-3 | 22-25 | 20-25 | 25-22 | 25-22 | 10-15 | |
| 26 | 17-jun | 15:00 | MEXICO | vs | COSTA RICA | 3-0 | 25-15 | 25-20 | 25-20 | | | |
| 28 | 17-jun | 17:00 | COLOMBIA | vs | PUERTO RICO | 0-3 | 22-25 | 16-25 | 21-25 | | | |
| 30 | 17-jun | 19:00 | ARGENTINA | vs | UNITED STATES | 0-3 | 18-25 | 18-25 | 11-25 | | | |

| GROUP-B / COLISEO EDUARDO DIBOS | | | | | | | | | | | | |
|---------------------------------|--------|-------|--------------------|----|--------------------|-------------------------|-------|-------|-------|-------|-----------------------|-----------------------|
| No. | Date | Time | Teams | | Set | Result per set (points) | | | | | FINAL RANKING GROUP-B | |
| | | | | | | 1 | 2 | 3 | 4 | 5 | | |
| 1 | 13-jun | 14:30 | DOMINICAN REPUBLIC | vs | URUGUAY | 3-0 | 25-10 | 25-14 | 25-8 | | | 1. DOMINICAN REPUBLIC |
| 5 | 13-jun | 17:00 | PERU | vs | CUBA | 0-3 | 21-25 | 20-25 | 22-25 | | | |
| 3 | 13-jun | 19:30 | BRAZIL | vs | CANADA | 2-3 | 25-15 | 14-25 | 25-15 | 26-28 | 9-15 | 2. CUBA |
| 7 | 14-jun | 14:00 | CANADA | vs | URUGUAY | 3-0 | 25-16 | 25-9 | 25-13 | | | |
| 9 | 14-jun | 16:30 | CUBA | vs | BRAZIL | 3-2 | 25-15 | 25-23 | 20-25 | 22-25 | 16-14 | 3. CANADA |
| 11 | 14-jun | 19:00 | PERU | vs | DOMINICAN REPUBLIC | 1-3 | 18-25 | 20-25 | 25-22 | 20-25 | | |
| 13 | 15-jun | 14:00 | BRAZIL | vs | URUGUAY | 3-0 | 25-15 | 25-13 | 25-14 | | | 4. BRAZIL |
| 15 | 15-jun | 16:30 | CUBA | vs | DOMINICAN REPUBLIC | 1-3 | 27-25 | 14-25 | 22-25 | 21-25 | | |
| 17 | 15-jun | 19:00 | PERU | vs | CANADA | 0-3 | 18-25 | 21-25 | 15-25 | | | 5. PERU |
| 19 | 16-jun | 14:00 | CUBA | vs | URUGUAY | 3-0 | 25-16 | 25-5 | 25-20 | | | |
| 21 | 16-jun | 16:30 | DOMINICAN REPUBLIC | vs | CANADA | 3-0 | 25-19 | 25-22 | 26-24 | | | 6. URUGUAY |
| 23 | 16-jun | 19:00 | PERU | vs | BRAZIL | 0-3 | 28-30 | 20-25 | 20-25 | | | |
| 25 | 17-jun | 14:00 | CANADA | vs | CUBA | 0-3 | 21-25 | 20-25 | 20-25 | | | |
| 27 | 17-jun | 16:30 | DOMINICAN REPUBLIC | vs | BRAZIL | 3-2 | 16-25 | 18-25 | 25-17 | 25-16 | 15-10 | |
| 29 | 17-jun | 19:00 | PERU | vs | URUGUAY | 3-0 | 25-12 | 25-8 | 25-10 | | | |

18-jun REST DAY / DIA LIBRE

| CLASSIFICATIONS 11/12 - COLISEO ALMIRANTE MIGUEL GRAU | | | | | | | | | | | |
|---|--------|-------|------------|----|---------|-------------------------|-------|-------|-------|-------|--|
| No. | Date | Time | Teams | | Set | Result per set (points) | | | | | |
| | | | | | | 1 | 2 | 3 | 4 | 5 | |
| 31 | 19-jun | 14:00 | COSTA RICA | vs | URUGUAY | 3-1 | 22-25 | 25-21 | 25-18 | 25-21 | |

| CLASSIFICATIONS 7/10 - COLISEO ALMIRANTE MIGUEL GRAU | | | | | | | | | | | |
|--|--------|-------|----------|----|--------|-------------------------|-------|-------|-------|-------|-------|
| No. | Date | Time | Teams | | Set | Result per set (points) | | | | | |
| | | | | | | 1 | 2 | 3 | 4 | 5 | |
| 32 | 19-jun | 16:30 | BRAZIL | vs | MEXICO | 3-0 | 25-19 | 25-17 | 25-21 | | |
| 33 | 19-jun | 19:00 | COLOMBIA | vs | PERU | 3-2 | 19-25 | 23-25 | 25-20 | 25-23 | 15-11 |

| QUARTERFINALS / COLISEO EDUARDO DIBOS | | | | | | | | | | | |
|---------------------------------------|--------|-------|-----------|----|-------------|-------------------------|-------|-------|-------|-------|-------|
| No. | Date | Time | Teams | | Set | Result per set (points) | | | | | |
| | | | | | | 1 | 2 | 3 | 4 | 5 | |
| 34 | 19-jun | 16:00 | ARGENTINA | vs | CANADA | 3-1 | 25-20 | 25-20 | 23-25 | 25-21 | |
| 35 | 19-jun | 18:00 | CUBA | vs | PUERTO RICO | 3-2 | 25-19 | 23-25 | 29-27 | 23-25 | 16-14 |

FINAL CLASSIFICATIONS 9/10 - COLISEO EDUARDO DIBOS

| No. | Date | Time | Teams | | Set | Result per set (points) | | | | | |
|-----|--------|-------|--------|----|------|-------------------------|-------|-------|-------|-------|-------|
| | | | | | | 1 | 2 | 3 | 4 | 5 | |
| 36 | 20-jun | 17:00 | MEXICO | vs | PERU | 2-3 | 22-25 | 25-20 | 20-25 | 25-18 | 15-17 |

CLASSIFICATIONS 5/8 - COLISEO ALMIRANTE MIGUEL GRAU

| No. | Date | Time | Teams | | Set | Result per set (points) | | | | | |
|-----|--------|-------|----------|----|-------------|-------------------------|-------|-------|-------|-------|--|
| | | | | | | 1 | 2 | 3 | 4 | 5 | |
| 37 | 20-jun | 17:00 | COLOMBIA | vs | CANADA | 1-3 | 20-25 | 25-17 | 19-25 | 9-25 | |
| 38 | 20-jun | 19:00 | BRAZIL | vs | PUERTO RICO | 1-3 | 25-19 | 9-25 | 21-25 | 21-25 | |

SEMIFINALS / COLISEO EDUARDO DIBOS

| No. | Date | Time | Teams | | Set | Result per set (points) | | | | | |
|-----|--------|-------|--------------------|----|-----------|-------------------------|-------|-------|-------|-------|--|
| | | | | | | 1 | 2 | 3 | 4 | 5 | |
| 39 | 20-jun | 14:30 | UNITED STATES | vs | CUBA | 3-0 | 25-17 | 25-20 | 25-22 | | |
| 40 | 20-jun | 19:00 | DOMINICAN REPUBLIC | vs | ARGENTINA | 3-1 | 25-23 | 25-20 | 23-25 | 25-21 | |

FINAL CLASSIFICATION 7/8 - COLISEO ALMIRANTE MIGUEL GRAU

| No. | Date | Time | Teams | | Set | Result per set (points) | | | | | |
|-----|--------|-------|----------|----|--------|-------------------------|-------|-------|-------|---|--|
| | | | | | | 1 | 2 | 3 | 4 | 5 | |
| 41 | 21-jun | 15:00 | COLOMBIA | vs | BRAZIL | 0-3 | 22-25 | 23-25 | 15-25 | | |

FINAL CLASSIFICATION 5/6 - COLISEO ALMIRANTE MIGUEL GRAU

| No. | Date | Time | Teams | | Set | Result per set (points) | | | | | |
|-----|--------|-------|--------|----|-------------|-------------------------|-------|-------|-------|-------|--|
| | | | | | | 1 | 2 | 3 | 4 | 5 | |
| 42 | 21-jun | 17:00 | CANADA | vs | PUERTO RICO | 3-1 | 25-21 | 25-23 | 20-25 | 25-23 | |

FINALS - COLISEO EDUARDO DIBOS

| No. | Date | Time | Teams | | Set | Result per set (points) | | | | | |
|-----|--------|-------|---------------|----|--------------------|-------------------------|-------|-------|-------|---|--|
| | | | | | | 1 | 2 | 3 | 4 | 5 | |
| 43 | 21-jun | 17:00 | CUBA | vs | ARGENTINA | 0-3 | 23-25 | 23-25 | 20-25 | | |
| 44 | 21-jun | 19:00 | UNITED STATES | vs | DOMINICAN REPUBLIC | 3-0 | 25-20 | 25-20 | 25-15 | | |

*NOTE1: For the Classification, Quarterfinal and Semifinal Rounds, according to the FIVB General Competition Regulations, it must be avoided that teams from the same group play each other.

*NOTE2: According to the established competition format and the FIVB General Regulations, for the Classification, Quarterfinal and Semifinal Rounds, if three teams from the same group qualify, the match between highest ranked team and lowest ranked team of their Preliminary Round will be repeated.

*NOTE3: Loser of M34 = Loser of Match #34, etc.

MATCH RESULTS

Group A

| No | Date | Teams | Set | Result per set (points) | | | | | Total Points | Time | Spectators |
|----|------------|-----------|-----|-------------------------|-------|-------|-------|-------|--------------|------|------------|
| | | | | 1 | 2 | 3 | 4 | 5 | | | |
| 2 | 13/06/2015 | ARG - CRC | 3-0 | 25-14 | 25-14 | 27-25 | | | 77- 53 | 1:30 | 150 |
| 4 | 13/06/2015 | MEX - COL | 0-3 | 20-25 | 21-25 | 20-25 | | | 61- 75 | 1:26 | 200 |
| 6 | 13/06/2015 | USA - PUR | 3-0 | 25-22 | 25-12 | 25-18 | | | 75- 52 | 1:24 | 300 |
| 8 | 14/06/2015 | COL - USA | 1-3 | 21-25 | 9-25 | 25-23 | 16-25 | | 71- 98 | 1:40 | 75 |
| 10 | 14/06/2015 | CRC - PUR | 0-3 | 9-25 | 14-25 | 10-25 | | | 33- 75 | 1:08 | 150 |
| 12 | 14/06/2015 | ARG - MEX | 3-1 | 25-20 | 25-13 | 22-25 | 25-18 | | 97- 76 | 1:45 | 200 |
| 14 | 15/06/2015 | USA - CRC | 3-0 | 25-11 | 25- 9 | 25- 5 | | | 75- 25 | 1:00 | 50 |
| 16 | 15/06/2015 | COL - ARG | 2-3 | 25-20 | 19-25 | 25-20 | 18-25 | 12-15 | 99-105 | 2:15 | 100 |
| 18 | 15/06/2015 | PUR - MEX | 3-0 | 25-20 | 26-24 | 25-22 | | | 76- 66 | 1:32 | 100 |
| 20 | 16/06/2015 | CRC - COL | 0-3 | 18-25 | 23-25 | 14-25 | | | 55- 75 | 1:56 | 50 |
| 22 | 16/06/2015 | MEX - USA | 0-3 | 13-25 | 17-25 | 17-25 | | | 47- 75 | 1:15 | 100 |
| 24 | 16/06/2015 | PUR - ARG | 2-3 | 22-25 | 20-25 | 25-22 | 25-22 | 10-15 | 102-109 | 2:25 | 100 |
| 26 | 17/06/2015 | MEX - CRC | 3-0 | 25-15 | 25-20 | 25-20 | | | 75- 55 | 1:15 | 50 |
| 28 | 17/06/2015 | COL - PUR | 0-3 | 22-25 | 16-25 | 21-25 | | | 59- 75 | 1:23 | 125 |
| 30 | 17/06/2015 | ARG - USA | 0-3 | 18-25 | 18-25 | 11-25 | | | 47- 75 | 1:14 | 100 |

Group B

| No | Date | Teams | Set | Result per set (points) | | | | | Total Points | Time | Spectators |
|----|------------|-----------|-----|-------------------------|-------|-------|-------|-------|--------------|------|------------|
| | | | | 1 | 2 | 3 | 4 | 5 | | | |
| 1 | 13/06/2015 | DOM - URU | 3-0 | 25-10 | 25-14 | 25- 8 | | | 75- 32 | 1:06 | 500 |
| 3 | 13/06/2015 | BRA - CAN | 2-3 | 25-15 | 14-25 | 25-15 | 26-28 | 9-15 | 99- 98 | 2:13 | 2,500 |
| 5 | 13/06/2015 | PER - CUB | 0-3 | 21-25 | 20-25 | 22-25 | | | 63- 75 | 1:23 | 2,000 |
| 7 | 14/06/2015 | CAN - URU | 3-0 | 25-16 | 25- 9 | 25-13 | | | 75- 38 | 1:06 | 500 |
| 9 | 14/06/2015 | CUB - BRA | 3-2 | 25-15 | 25-23 | 20-25 | 22-25 | 16-14 | 108-102 | 2:10 | 2,000 |
| 11 | 14/06/2015 | PER - DOM | 1-3 | 18-25 | 20-25 | 25-22 | 20-25 | | 83- 97 | 2:00 | 3,500 |
| 13 | 15/06/2015 | BRA - URU | 3-0 | 25-15 | 25-13 | 25-14 | | | 75- 42 | 1:14 | 250 |
| 15 | 15/06/2015 | CUB - DOM | 1-3 | 27-25 | 14-25 | 22-25 | 21-25 | | 84-100 | 1:52 | 750 |
| 17 | 15/06/2015 | PER - CAN | 0-3 | 18-25 | 21-25 | 15-25 | | | 54- 75 | 1:23 | 1,000 |
| 19 | 16/06/2015 | CUB - URU | 3-0 | 25-16 | 25- 5 | 25-20 | | | 75- 41 | 1:07 | 150 |
| 21 | 16/06/2015 | DOM - CAN | 3-0 | 25-19 | 25-22 | 26-24 | | | 76- 65 | 1:28 | 750 |
| 23 | 16/06/2015 | PER - BRA | 0-3 | 28-30 | 20-25 | 20-25 | | | 68- 80 | 1:34 | 2,500 |
| 25 | 17/06/2015 | CAN - CUB | 0-3 | 21-25 | 20-25 | 20-25 | | | 61- 75 | 1:20 | 300 |
| 27 | 17/06/2015 | DOM - BRA | 3-2 | 16-25 | 18-25 | 25-17 | 25-16 | 15-10 | 99- 93 | 2:06 | 600 |
| 29 | 17/06/2015 | PER - URU | 3-0 | 25-12 | 25- 8 | 25-10 | | | 75- 30 | 1:03 | 2,000 |

Classifications 7-10

| No | Date | Teams | Set | Result per set (points) | | | | | Total Points | Time | Spectators |
|----|------------|-----------|-----|-------------------------|-------|-------|-------|-------|--------------|------|------------|
| | | | | 1 | 2 | 3 | 4 | 5 | | | |
| 32 | 19/06/2015 | BRA - MEX | 3-0 | 25-19 | 25-17 | 25-21 | | | 75- 57 | 1:28 | 150 |
| 33 | 19/06/2015 | COL - PER | 3-2 | 19-25 | 23-25 | 25-20 | 25-23 | 15-11 | 107-104 | 2:21 | 600 |

Quarterfinals

| No | Date | Teams | Set | Result per set (points) | | | | | Total Points | Time | Spectators |
|----|------------|-----------|-----|-------------------------|-------|-------|-------|-------|--------------|------|------------|
| | | | | 1 | 2 | 3 | 4 | 5 | | | |
| 34 | 19/06/2015 | ARG - CAN | 3-1 | 25-20 | 25-20 | 23-25 | 25-21 | | 98- 86 | 2:03 | 150 |
| 35 | 19/06/2015 | CUB - PUR | 3-2 | 25-19 | 23-25 | 29-27 | 23-25 | 16-14 | 116-110 | 2:17 | 500 |

Classifications 5-8

| No | Date | Teams | Set | Result per set (points) | | | | | Total Points | Time | Spectators |
|----|------------|-----------|-----|-------------------------|-------|-------|-------|---|--------------|------|------------|
| | | | | 1 | 2 | 3 | 4 | 5 | | | |
| 37 | 20/06/2015 | COL - CAN | 1-3 | 20-25 | 25-17 | 19-25 | 9-25 | | 73- 92 | 1:44 | 75 |
| 38 | 20/06/2015 | BRA - PUR | 1-3 | 25-19 | 9-25 | 21-25 | 21-25 | | 76- 94 | 1:50 | 150 |



P-4 VOLLEYBALL • Collated results & ranking



XIV Women's Pan American Cup, Lima, Peru 2015

Results of Sunday, June 21, 2015

Semifinals

| No | Date | Teams | Set | Result per set (points) | | | | | Total Points | Time | Spectators |
|----|------------|-----------|-----|-------------------------|-------|-------|-------|---|--------------|------|------------|
| | | | | 1 | 2 | 3 | 4 | 5 | | | |
| 39 | 20/06/2015 | USA - CUB | 3-0 | 25-17 | 25-20 | 25-22 | | | 75- 59 | 1:17 | 400 |
| 40 | 20/06/2015 | DOM - ARG | 3-1 | 25-23 | 25-20 | 23-25 | 25-21 | | 98- 89 | 2:03 | 1,250 |

FINALS

| No | Date | Teams | Set | Result per set (points) | | | | | Total Points | Time | Spectators |
|----|------------|-----------|-----|-------------------------|-------|-------|-------|-------|--------------|------|------------|
| | | | | 1 | 2 | 3 | 4 | 5 | | | |
| 31 | 19/06/2015 | CRC - URU | 3-1 | 22-25 | 25-21 | 25-18 | 25-21 | | 97- 85 | 2:06 | 50 |
| 36 | 20/06/2015 | MEX - PER | 2-3 | 22-25 | 25-20 | 20-25 | 25-18 | 15-17 | 107-105 | 2:16 | 1,000 |
| 41 | 21/06/2015 | COL - BRA | 0-3 | 22-25 | 23-25 | 15-25 | | | 60- 75 | 1:25 | 50 |
| 42 | 21/06/2015 | CAN - PUR | 3-1 | 25-21 | 25-23 | 20-25 | 25-23 | | 95- 92 | 2:07 | 100 |
| 43 | 21/06/2015 | CUB - ARG | 0-3 | 23-25 | 23-25 | 20-25 | | | 66- 75 | 1:23 | 250 |
| 44 | 21/06/2015 | USA - DOM | 3-0 | 25-20 | 25-20 | 25-15 | | | 75- 55 | 1:22 | 1,250 |

TEAM RANKING

Group A

| Rk | Code | Team | Matches | | | | Results Details | | | | | | Points | | | Sets | | |
|----|------|---------------|---------|---|---|---|-----------------|-----|-----|-----|-----|-----|--------|-----|-------|------|----|--------|
| | | | Pts | T | W | L | 3-0 | 3-1 | 3-2 | 2-3 | 1-3 | 0-3 | W | L | Ratio | W | L | Ratio |
| 1 | USA | United States | 24 | 5 | 5 | 0 | 4 | 1 | 0 | 0 | 0 | 0 | 398 | 242 | 1.645 | 15 | 1 | 15.000 |
| 2 | ARG | Argentina | 15 | 5 | 4 | 1 | 1 | 1 | 2 | 0 | 0 | 1 | 435 | 405 | 1.074 | 12 | 8 | 1.500 |
| 3 | PUR | Puerto Rico | 17 | 5 | 3 | 2 | 3 | 0 | 0 | 1 | 0 | 1 | 380 | 342 | 1.111 | 11 | 6 | 1.833 |
| 4 | COL | Colombia | 13 | 5 | 2 | 3 | 2 | 0 | 0 | 1 | 1 | 1 | 379 | 394 | 0.962 | 9 | 9 | 1.000 |
| 5 | MEX | Mexico | 6 | 5 | 1 | 4 | 1 | 0 | 0 | 0 | 1 | 3 | 325 | 378 | 0.860 | 4 | 12 | 0.333 |
| 6 | CRC | Costa Rica | 0 | 5 | 0 | 5 | 0 | 0 | 0 | 0 | 0 | 5 | 221 | 377 | 0.586 | 0 | 15 | |

Group B

| Rk | Code | Team | Matches | | | | Results Details | | | | | | Points | | | Sets | | |
|----|------|--------------------|---------|---|---|---|-----------------|-----|-----|-----|-----|-----|--------|-----|-------|------|----|-------|
| | | | Pts | T | W | L | 3-0 | 3-1 | 3-2 | 2-3 | 1-3 | 0-3 | W | L | Ratio | W | L | Ratio |
| 1 | DOM | Dominican Republic | 21 | 5 | 5 | 0 | 2 | 2 | 1 | 0 | 0 | 0 | 447 | 357 | 1.252 | 15 | 4 | 3.750 |
| 2 | CUB | Cuba | 19 | 5 | 4 | 1 | 3 | 0 | 1 | 0 | 1 | 0 | 417 | 367 | 1.136 | 13 | 5 | 2.600 |
| 3 | BRA | Brazil | 13 | 5 | 2 | 3 | 2 | 0 | 0 | 3 | 0 | 0 | 449 | 415 | 1.082 | 12 | 9 | 1.333 |
| 4 | CAN | Canada | 16 | 5 | 3 | 2 | 2 | 0 | 1 | 0 | 0 | 2 | 374 | 342 | 1.094 | 9 | 8 | 1.125 |
| 5 | PER | Peru | 6 | 5 | 1 | 4 | 1 | 0 | 0 | 0 | 1 | 3 | 343 | 357 | 0.961 | 4 | 12 | 0.333 |
| 6 | URU | Uruguay | 0 | 5 | 0 | 5 | 0 | 0 | 0 | 0 | 0 | 5 | 183 | 375 | 0.488 | 0 | 15 | |





P-2 VOLLEYBALL • Match result



XIV Women's Pan American Cup, Lima, Peru 2015
Finals (Places 7-8)

Match: 41 **Date:** 21/06/2015 **Spectators:** 50
City: Lima
Hall: Coliseo Almirante Miguel Grau
Match duration: **Start:** 15:00 **End:** 16:25 **Total:** 1:25

| Teams | Sets | 1 | 2 | 3 | 4 | 5 | Total |
|---------------------|------|------|------|------|---|---|-------|
| COL | 0 | 22 | 23 | 15 | | | 60 |
| BRA | 3 | 25 | 25 | 25 | | | 75 |
| Set duration | | 0:28 | 0:28 | 0:23 | | | 1:19 |

Referees: CARBAJAL, F. (URU) & REYES, D. (PUR)

| COL • Colombia | | 1 | 2 | 3 | 4 | 5 | Pts |
|----------------|------------------------|---|---|---|---|---|-----|
| 1 | Ampudia Paola (OH) | | | ■ | | | 4 |
| 2 | Soto Yeisy (MB) | ■ | ■ | ■ | | | 8 |
| 3 | L Segovia Dayana (L) | | | | | | |
| 4 | Coneo Gabriela (OP) | | | | □ | | |
| 5 | Guerrero Oriana (OH) | | □ | | | | |
| 6 | Vargas Manuela (S) | | | | □ | | |
| 7 | Marmolejo Libys (MB) | | | | | | |
| 10 | Arrechea Diana (OP) | | | □ | ■ | | 3 |
| 12 | Montano Ivonne (MB) | ■ | ■ | ■ | | | 13 |
| 13 | L Gomez Camila (L) | L | L | L | | | |
| 15 | Marin Maria A. (S) | ■ | ■ | ■ | | | 2 |
| 18 | Ramirez Cindy (OP) | ■ | ■ | | | | 5 |
| 19 | Martinez Maria M. (OH) | ■ | ■ | ■ | | | 8 |
| 20 | Coneo Amanda (OH) | ■ | ■ | | | | 2 |

Coach: Eduardo Guillaume (ARG)
Assistant: Bryan Silva (COL)

| BRA • Brazil | | 1 | 2 | 3 | 4 | 5 | Pts |
|--------------|--------------------------------|---|---|---|---|---|-----|
| 1 | Costa Drussyla (OH) | □ | □ | □ | | | |
| 2 | Conceicao Lana (OH) | ■ | ■ | ■ | | | 12 |
| 4 | Pinto Ariane (OP) | ■ | ■ | ■ | | | 8 |
| 5 | Ferreira Laiza (MB) | ■ | ■ | ■ | | | 3 |
| 6 | Candido Da Silva Gabriela (OH) | | | | | | |
| 8 | Tomena Karoline (OH) | ■ | ■ | ■ | | | 13 |
| 11 | Geraldo Lorene (OP) | ■ | ■ | ■ | | | 11 |
| 12 | Oliveira Thais Evelin (S) | | □ | | | | |
| 13 | L Vasques Lais (L) | L | L | L | | | |
| 14 | Medeiros Lyara (S) | ■ | ■ | ■ | | | 5 |
| 15 | Santos Priscila (OP) | | | | | | |
| 16 | Rocha da Silva Gabriela (MB) | | | | | | |
| 18 | L Motta Lima Erica (L) | | | | | | |
| 19 | Antunes Marcella (MB) | | □ | | | | 2 |

Coach: Mauricio Thomas (BRA)
Assistant: Joao Luis Klein (BRA)

TEAMS AND PLAYERS PERFORMANCES

| Won Pts | Total Atts | No Name | Scoring Skills | Won Pts | Total Atts | No Name |
|---------|------------|---------------------------|-------------------|---------|------------|------------------------|
| 36 | 113 | Total Team | | 37 | 93 | Total Team |
| 11 | 20 | 12 Montano Ivonne (MB) | Spike | 11 | 31 | 11 Geraldo Lorene (OP) |
| 8 | 18 | 19 Martinez Maria M. (OH) | | 10 | 27 | 8 Tomena Karoline (OH) |
| 4 | 43 | Total Team | Block | 17 | 53 | Total Team |
| 2 | 4 | 18 Ramirez Cindy (OP) | | 5 | 19 | 4 Pinto Ariane (OP) |
| 1 | 12 | 12 Montano Ivonne (MB) | | 3 | 5 | 8 Tomena Karoline (OH) |
| 5 | 61 | Total Team | Serve | 0 | 74 | Total Team |
| 2 | 12 | 2 Soto Yeisy (MB) | | | | |
| 1 | 7 | 1 Ampudia Paola (OH) | | | | |
| 15 | | Total Team | Opp. error | 21 | | Total Team |
| 60 | 217 | Total Team | Total | 75 | 220 | Total Team |

| | | | | | | |
|----|----|------------------------|--------------------|----|----|------------------------|
| 13 | 43 | 12 Montano Ivonne (MB) | Best Scorer | 13 | 48 | 8 Tomena Karoline (OH) |
|----|----|------------------------|--------------------|----|----|------------------------|

| Excellent | Total Atts | No Name | Non scoring Skills | Excellent | Total Atts | No Name |
|-----------|------------|---------------------------|-------------------------|-----------|------------|------------------------|
| 33 | 90 | Total Team | | 31 | 81 | Total Team |
| 8 | 14 | 18 Ramirez Cindy (OP) | Dig | 10 | 18 | 8 Tomena Karoline (OH) |
| 5 | 16 | 13 Gomez Camila (L) | | 8 | 17 | 13 Vasques Lais (L) |
| 14 | 108 | Total Team | Set | 5 | 86 | Total Team |
| 13 | 88 | 15 Marin Maria A. (S) | | 4 | 69 | 14 Medeiros Lyara (S) |
| 33 | 70 | Total Team | Reception | 16 | 55 | Total Team |
| 13 | 21 | 13 Gomez Camila (L) | Success - Faults | 5 | 11 | 8 Tomena Karoline (OH) |
| 14 | 33 | 19 Martinez Maria M. (OH) | # Attempts | 8 | 21 | 13 Vasques Lais (L) |

■ Starting line-up Pts = Points scored [nn] = Captain
□ Substitute Atts = Attempts L = Libero
Opp = Opponent





P-2 VOLLEYBALL • Match result



XIV Women's Pan American Cup, Lima, Peru 2015
Finals (Places 5-6)

Match: 42 **Date:** 21/06/2015 **Spectators:** 100
City: Lima
Hall: Coliseo Almirante Miguel Grau
Match duration: **Start:** 17:00 **End:** 19:07 **Total:** 2:07

| Teams | Sets | 1 | 2 | 3 | 4 | 5 | Total |
|---------------------|----------|------|------|------|------|---|-------|
| CAN | 3 | 25 | 25 | 20 | 25 | | 95 |
| PUR | 1 | 21 | 23 | 25 | 23 | | 92 |
| Set duration | | 0:29 | 0:31 | 0:29 | 0:29 | | 1:58 |

Referees: VILLALOBOS, T. (CRC) & LEONG, H. (USA)

| CAN • Canada | | 1 | 2 | 3 | 4 | 5 | Pts |
|--------------|-------------------------------|---|---|---|---|---|-----|
| 1 | L Guimond Janie (L) | L | L | L | L | | |
| 3 | Page Brittney (OH) | | | | | □ | 1 |
| 4 | Richey Kyla (OH) | ■ | ■ | ■ | ■ | | 13 |
| 5 | Smith Daniele (S) | | | □ | □ | | |
| 7 | Murray-Methot Marie-Pier (OH) | | | | | | |
| 8 | Thibeault Jaimie (MB) | ■ | ■ | ■ | ■ | | 19 |
| 9 | Love Tabitha (OP) | ■ | ■ | ■ | ■ | | 16 |
| 12 | Cross Jennifer (MB) | | | | | | |
| 13 | Charuk Lucille (MB) | ■ | ■ | ■ | ■ | | 12 |
| 19 | Lundquist Jennifer (S) | ■ | ■ | ■ | ■ | | 2 |
| 23 | Reesor Michaela (OH) | ■ | ■ | ■ | ■ | | 9 |
| 25 | Joseph Shainah (OH) | | | | | □ | 2 |

Coach: Arnd Ludwig (GER)
Assistant: Ryan Ratuszniak (CAN)

| PUR • Puerto Rico | | 1 | 2 | 3 | 4 | 5 | Pts |
|-------------------|-------------------------|---|---|---|---|---|-----|
| 3 | Mojica Vilmarie (S) | | □ | ■ | ■ | | 3 |
| 4 | Santos Raymariely (OP) | | □ | □ | □ | | |
| 6 | Rosa Yarimar (OH) | □ | ■ | ■ | ■ | | 13 |
| 7 | Enright Stephanie (OH) | ■ | ■ | ■ | ■ | | 20 |
| 9 | Cruz Aurea (OH) | ■ | | | | | 1 |
| 12 | Del Valle Jetzabel (MB) | | | | | | |
| 13 | Ferrer Shirley (OP) | ■ | ■ | ■ | ■ | | 14 |
| 14 | Valentin Natalia (S) | ■ | ■ | | | | 1 |
| 16 | Oquendo Alexandra (MB) | ■ | ■ | ■ | ■ | | 12 |
| 17 | Ocasio Sheila (MB) | ■ | ■ | ■ | ■ | | 7 |
| 23 | Victoria Pilar (OH) | | | | | | |
| 24 | L Benitez Naika (L) | L | L | L | L | | |

Coach: Jose Mieles (PUR)
Assistant: Ramon Lawrence (CUB)

TEAMS AND PLAYERS PERFORMANCES

| Won Pts | Total Atts | No Name | Scoring Skills | Won Pts | Total Atts | No Name |
|------------------|-------------------|---------------------------|---------------------------|------------------|-------------------|---------------------------|
| 49 | 151 | Total Team | | 56 | 146 | Total Team |
| 14 | 50 | 9 Love Tabitha (OP) | Spike | 17 | 40 | 7 Enright Stephanie (OH) |
| 10 | 36 | 4 Richey Kyla (OH) | | 12 | 31 | 6 Rosa Yarimar (OH) |
| 18 | 74 | Total Team | Block | 12 | 74 | Total Team |
| 6 | 13 | 8 Thibeault Jaimie (MB) | | 3 | 13 | 16 Oquendo Alexandra (MB) |
| 5 | 21 | 13 Charuk Lucille (MB) | | 3 | 13 | 13 Ferrer Shirley (OP) |
| 7 | 94 | Total Team | Serve | 3 | 93 | Total Team |
| 4 | 19 | 8 Thibeault Jaimie (MB) | | 1 | 21 | 7 Enright Stephanie (OH) |
| 2 | 17 | 4 Richey Kyla (OH) | | 1 | 13 | 13 Ferrer Shirley (OP) |
| 21 | | Total Team | Opp. error | 21 | | Total Team |
| 95 | 319 | Total Team | Total | 92 | 313 | Total Team |
| | | | | | | |
| 19 | 46 | 8 Thibeault Jaimie (MB) | Best Scorer | 20 | 71 | 7 Enright Stephanie (OH) |
| | | | | | | |
| Excellent | Total Atts | No Name | Non scoring Skills | Excellent | Total Atts | No Name |
| 44 | 139 | Total Team | | 55 | 142 | Total Team |
| 20 | 41 | 1 Guimond Janie (L) | Dig | 12 | 32 | 24 Benitez Naika (L) |
| 8 | 25 | 23 Reesor Michaela (OH) | | 11 | 25 | 13 Ferrer Shirley (OP) |
| 21 | 145 | Total Team | Set | 11 | 144 | Total Team |
| 21 | 116 | 19 Lundquist Jennifer (S) | | 5 | 63 | 3 Mojica Vilmarie (S) |
| 31 | 85 | Total Team | Reception | 21 | 81 | Total Team |
| 15 | 29 | 1 Guimond Janie (L) | Success - Faults | 8 | 22 | 24 Benitez Naika (L) |
| 6 | 22 | 23 Reesor Michaela (OH) | # Attempts | 7 | 31 | 7 Enright Stephanie (OH) |

■ Starting line-up Pts = Points scored [nn] = Captain
□ Substitute Atts = Attempts L = Libero
Opp = Opponent





P-2 VOLLEYBALL • Match result



XIV Women's Pan American Cup, Lima, Peru 2015
Finals (Places 3-4)

Match: 43 **Date:** 21/06/2015 **Spectators:** 250
City: Lima
Hall: Coliseo Eduardo Dibos
Match duration: Start: 17:00 End: 18:23 Total: 1:23

| Teams | Sets | 1 | 2 | 3 | 4 | 5 | Total |
|---------------------|----------|------|------|------|---|---|-------|
| CUB | 0 | 23 | 23 | 20 | | | 66 |
| ARG | 3 | 25 | 25 | 25 | | | 75 |
| Set duration | | 0:26 | 0:27 | 0:24 | | | 1:17 |

Referees: RAMIREZ, Yury (DOM) & VERA, Walter (PER)

| CUB • Cuba | | 1 | 2 | 3 | 4 | 5 | Pts |
|------------|------------------------------|---|---|---|---|---|-----|
| 2 | Gracia Regla R. (OH) | | | | | | |
| 3 | Rojas Alena (MB) | ■ | ■ | ■ | | | 6 |
| 4 | Vargas Melissa Teresa (OH) | ■ | ■ | ■ | | | 13 |
| 5 | Hernandez Yamila (S) | ■ | ■ | ■ | | | 2 |
| 6 | Lescay Daymara (MB) | ■ | ■ | ■ | | | 10 |
| 10 L | Borrell Emily (L) | L | L | L | | | |
| 11 | Moreno Gretell (S) | □ | | | | | 2 |
| 14 | Sanchez Dayami (OP) | □ | □ | □ | | | 7 |
| 15 | Vilches Beatriz (S) | | | | | | |
| 17 | Casanova Heidy (MB) | | | | | | |
| 18 | Matienzo Sulian Caridad (OH) | ■ | ■ | ■ | | | 10 |
| 19 | Alvarez Jennifer Yanet (OP) | ■ | ■ | ■ | | | 4 |

Coach: Roberto Garcia G. (CUB)
Assistant: Luis Gabriel Oviedo (CUB)

| ARG • Argentina | | 1 | 2 | 3 | 4 | 5 | Pts |
|-----------------|-----------------------------|---|---|---|---|---|-----|
| 1 L | Garbari Marianela (L) | | | | | | |
| 2 | Acosta Tanya (OH) | | | | | | |
| 3 | Nizetich Yamila (OH) | ■ | ■ | ■ | | | 10 |
| 5 | Fresco Lucia (OP) | ■ | ■ | ■ | | | 6 |
| 8 | Piccolo Sol (OH) | | | | | | |
| 9 | Sagardia Clarisa (S) | | | □ | | | |
| 10 | Sosa Emilce (MB) | ■ | ■ | ■ | | | 13 |
| 11 | Lazcano Julieta (MB) | □ | | | | | |
| 12 L | Rizzo Tatiana (L) | L | L | L | | | |
| 13 | Boscacci Leticia (OP) | | | □ | | | |
| 14 | Fernandez Josefina (OH) | ■ | ■ | ■ | | | 9 |
| 15 | Oillataguerre Patricia (MB) | | | | | | |
| 16 | Busquets Florencia (MB) | ■ | ■ | ■ | | | 10 |
| 18 | Castiglione Yael (S) | ■ | ■ | ■ | | | 2 |

Coach: Guillermo Orduna (ARG)
Assistant: Guillermo Caceres (ARG)

TEAMS AND PLAYERS PERFORMANCES

| Won Pts | Total Atts | No Name | Scoring Skills | Won Pts | Total Atts | No Name |
|-----------|------------|------------------------------|-------------------|-----------|------------|----------------------------|
| 41 | 88 | Total Team | | 39 | 92 | Total Team |
| 12 | 27 | 4 Vargas Melissa Teresa (OH) | Spike | 10 | 17 | 10 Sosa Emilce (MB) |
| 9 | 23 | 18 Matienzo Sulian Caridad | | 10 | 23 | 3 Nizetich Yamila (OH) |
| 9 | 46 | Total Team | Block | 7 | 34 | Total Team |
| 3 | 10 | 3 Rojas Alena (MB) | | 4 | 12 | 16 Busquets Florencia (MB) |
| 3 | 19 | 6 Lescay Daymara (MB) | | 2 | 2 | 18 Castiglione Yael (S) |
| 4 | 68 | Total Team | Serve | 4 | 73 | Total Team |
| 1 | 10 | 5 Hernandez Yamila (S) | | 2 | 15 | 10 Sosa Emilce (MB) |
| 1 | 9 | 18 Matienzo Sulian Caridad | | 1 | 15 | 14 Fernandez Josefina (OH) |
| 12 | | Total Team | Opp. error | 25 | | Total Team |
| 66 | 202 | Total Team | Total | 75 | 199 | Total Team |

| | | | | | | |
|----|----|------------------------------|--------------------|----|----|---------------------|
| 13 | 39 | 4 Vargas Melissa Teresa (OH) | Best Scorer | 13 | 42 | 10 Sosa Emilce (MB) |
|----|----|------------------------------|--------------------|----|----|---------------------|

| Excellent | Total Atts | No Name | Non scoring Skills | Excellent | Total Atts | No Name |
|-----------|------------|------------------------------|-------------------------|-----------|------------|----------------------------|
| 23 | 84 | Total Team | | 21 | 76 | Total Team |
| 5 | 17 | 4 Vargas Melissa Teresa (OH) | Dig | 9 | 23 | 12 Rizzo Tatiana (L) |
| 5 | 8 | 3 Rojas Alena (MB) | | 4 | 12 | 14 Fernandez Josefina (OH) |
| 13 | 89 | Total Team | Set | 26 | 83 | Total Team |
| 10 | 57 | 5 Hernandez Yamila (S) | | 25 | 70 | 18 Castiglione Yael (S) |
| 18 | 66 | Total Team | Reception | 26 | 59 | Total Team |
| 9 | 20 | 10 Borrell Emily (L) | Success - Faults | 15 | 25 | 3 Nizetich Yamila (OH) |
| 4 | 14 | 18 Matienzo Sulian Caridad | # Attempts | 7 | 24 | 12 Rizzo Tatiana (L) |

■ Starting line-up Pts = Points scored [nn] = Captain
□ Substitute Atts = Attempts L = Libero
Opp = Opponent





P-2 VOLLEYBALL • Match result



XIV Women's Pan American Cup, Lima, Peru 2015
Finals (Places 1-2)

Match: 44 **Date:** 21/06/2015 **Spectators:** 1,250
City: Lima
Hall: Coliseo Eduardo Dibos
Match duration: **Start:** 19:05 **End:** 20:27 **Total:** 1:22

| Teams | Sets | 1 | 2 | 3 | 4 | 5 | Total |
|---------------------|----------|------|------|------|---|---|-------|
| USA | 3 | 25 | 25 | 25 | | | 75 |
| DOM | 0 | 20 | 20 | 15 | | | 55 |
| Set duration | | 0:25 | 0:27 | 0:24 | | | 1:16 |

Referees: GONZALEZ, Daniel (MEX) & DZIERWICZ, Scott (CAN)

| USA • United States | | 1 | 2 | 3 | 4 | 5 | Pts |
|---------------------|------------------------------|---|---|---|---|---|-----|
| 2 | Ajanaku Oyinkansola (MB) | | | | | | |
| 4 | Paolini Lauren (MB) | ■ | ■ | ■ | | | 13 |
| 7 | Lichtman Cassidy (OH) | □ | □ | □ | | | |
| 9 | Hildebrand Kristin Lynn (OH) | ■ | ■ | ■ | | | 7 |
| 10 | L Hagglund Natalie (L) | L | L | L | | | |
| 13 | Jackson Cursty (MB) | ■ | ■ | ■ | | | 10 |
| 16 | Bartsch Michelle (OH) | □ | □ | □ | | | 4 |
| 17 | Klineman Alexandra (OP) | ■ | ■ | ■ | | | 8 |
| 19 | Hodson Hayley (OH) | | | | | | |
| 20 | Hagglund Jenna (S) | □ | □ | □ | | | 2 |
| 23 | Lloyd Carli (S) | ■ | ■ | ■ | | | 3 |
| 24 | Vansant Krista (OH) | ■ | ■ | ■ | | | 11 |

Coach: David Hunt (USA)
Assistant: Nicole Lawlor (USA)

| DOM • Dominican Republic | | 1 | 2 | 3 | 4 | 5 | Pts |
|--------------------------|--------------------------------|---|---|---|---|---|-----|
| 2 | L Fernandez Perez Winifer (L) | | | | | | |
| 3 | Eve Mejia Lisvel (OH) | □ | | ■ | | | 1 |
| 4 | Fersola Norberto Marianne (MB) | ■ | ■ | ■ | | | 2 |
| 5 | L Castillo Brenda (L) | L | L | L | | | |
| 7 | Marte Frica Niverka (S) | ■ | ■ | ■ | | | 4 |
| 9 | Rondon Martinez Cindy (MB) | ■ | ■ | | | | 1 |
| 12 | Angeles Rojas Rosalin (S) | | □ | | | | |
| 13 | Moreno Martinez Erasma (OH) | | | | □ | | |
| 14 | Rivera Brens Prisila (OH) | □ | □ | ■ | | | 5 |
| 16 | Pena Isabel Yonkaira (OH) | ■ | ■ | ■ | | | 5 |
| 17 | Mamburu Casilla Gina (OP) | ■ | ■ | | | | 4 |
| 19 | Binet Stephens Ana (OH) | | | | | | |
| 20 | Martinez Brayelin (OH) | ■ | ■ | ■ | | | 12 |

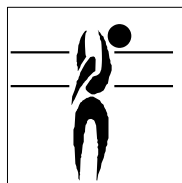
Coach: Marcos Kwiek (BRA)
Assistant: Wagner Pacheco (BRA)

TEAMS AND PLAYERS PERFORMANCES

| Won Pts | Total Atts | No Name | Scoring Skills | Won Pts | Total Atts | No Name |
|-----------|------------|---------------------------|---------------------------|-----------|------------|------------------------------|
| 43 | 98 | Total Team | | 27 | 102 | Total Team |
| 11 | 17 | 4 Paolini Lauren (MB) | Spike | 10 | 26 | 20 Martinez Brayelin (OH) |
| 8 | 29 | 24 Vansant Krista (OH) | | 5 | 24 | 14 Rivera Brens Prisila (OH) |
| 11 | 51 | Total Team | Block | 5 | 40 | Total Team |
| 3 | 12 | 13 Jackson Cursty (MB) | | 2 | 6 | 20 Martinez Brayelin (OH) |
| 3 | 6 | 24 Vansant Krista (OH) | | 1 | 5 | 7 Marte Frica Niverka (S) |
| 4 | 73 | Total Team | Serve | 2 | 57 | Total Team |
| 2 | 10 | 20 Hagglund Jenna (S) | | 1 | 11 | 7 Marte Frica Niverka (S) |
| 1 | 7 | 13 Jackson Cursty (MB) | | 1 | 12 | 16 Pena Isabel Yonkaira (OH) |
| 17 | | Total Team | Opp. error | 21 | | Total Team |
| 75 | 222 | Total Team | Total | 55 | 199 | Total Team |
| 13 | 41 | 4 Paolini Lauren (MB) | Best Scorer | 12 | 41 | 20 Martinez Brayelin (OH) |
| 30 | 78 | Total Team | Non scoring Skills | 30 | 95 | Total Team |
| 7 | 12 | 9 Hildebrand Kristin Lynn | Dig | 16 | 25 | 5 Castillo Brenda (L) |
| 7 | 14 | 10 Hagglund Natalie (L) | | 6 | 13 | 20 Martinez Brayelin (OH) |
| 31 | 86 | Total Team | Set | 15 | 98 | Total Team |
| 23 | 57 | 23 Lloyd Carli (S) | | 15 | 75 | 7 Marte Frica Niverka (S) |
| 20 | 50 | Total Team | Reception | 32 | 63 | Total Team |
| 8 | 16 | 9 Hildebrand Kristin Lynn | Success - Faults | 13 | 18 | 5 Castillo Brenda (L) |
| 7 | 19 | 24 Vansant Krista (OH) | # Attempts | 9 | 18 | 16 Pena Isabel Yonkaira (OH) |

■ Starting line-up Pts = Points scored [nn] = Captain
□ Substitute Atts = Attempts L = Libero
Opp = Opponent





Best Scorers

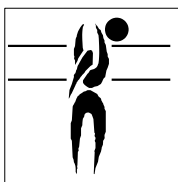
| Rk | No | Name | Team | Spike | Block | Serve | Total |
|-------------------------|----|------------------------------------|------|-------|-------|-------|-------|
| 1 | 4 | Vargas Melissa Teresa (OH) | CUB | 111 | 5 | 28 | 144 |
| 2 | 7 | Enright Stephanie (OH) | PUR | 102 | 14 | 13 | 129 |
| 3 | 20 | Coneo Amanda (OH) | COL | 105 | 8 | 11 | 124 |
| 4 | 12 | Leyva Angela (OP) | PER | 107 | 7 | 4 | 118 |
| 5 | 9 | Love Tabitha (OP) | CAN | 96 | 15 | 2 | 113 |
| 6 | 11 | Geraldo Lorenne (OP) | BRA | 100 | 5 | 4 | 109 |
| 7 | 16 | Pena Isabel Yonkaira (OH) | DOM | 86 | 7 | 13 | 106 |
| 8 | 6 | Rosa Yarimar (OH) | PUR | 87 | 17 | 0 | 104 |
| 9 | 18 | Matienzo Sulian Caridad (OH) | CUB | 74 | 7 | 10 | 91 |
| 10 | 18 | Ramirez Cindy (OP) | COL | 76 | 12 | 2 | 90 |
| 11 | 4 | Richey Kyla (OH) | CAN | 67 | 14 | 6 | 87 |
| 11 | 3 | Nizetich Yamila (OH) | ARG | 79 | 5 | 3 | 87 |
| 13 | 10 | Sosa Emilce (MB) | ARG | 57 | 23 | 3 | 83 |
| 14 | 10 | Sainz Lizbeth (OH) | MEX | 71 | 8 | 3 | 82 |
| 15 | 24 | Vansant Krista (OH) | USA | 65 | 10 | 6 | 81 |
| 16 | 3 | Rojas Alena (MB) | CUB | 43 | 29 | 6 | 78 |
| 17 | 8 | Thibeault Jaimie (MB) | CAN | 52 | 13 | 11 | 76 |
| 18 | 13 | Charuk Lucille (MB) | CAN | 43 | 24 | 6 | 73 |
| 19 | 2 | Soto Yeisy (MB) | COL | 53 | 10 | 9 | 72 |
| 20 | 4 | Paolini Lauren (MB) | USA | 55 | 15 | 1 | 71 |
| 21 | 12 | Montano Ivonne (MB) | COL | 43 | 20 | 6 | 69 |
| 22 | 8 | Frias Maguilaura (OH) | PER | 59 | 7 | 2 | 68 |
| 23 | 19 | Alvarez Jennifer Yanet (OP) | CUB | 50 | 7 | 10 | 67 |
| 24 | 16 | Oquendo Alexandra (MB) | PUR | 57 | 6 | 2 | 65 |
| 25 | 20 | Martinez Brayelin (OH) | DOM | 53 | 10 | 1 | 64 |
| 25 | 5 | Fresco Lucia (OP) | ARG | 47 | 12 | 5 | 64 |
| 27 | 13 | Ferrer Shirley (OP) | PUR | 46 | 9 | 7 | 62 |
| 28 | 9 | Segura Maldonado Alejandra P. (OH) | MEX | 55 | 3 | 3 | 61 |
| 28 | 19 | Martinez Maria M. (OH) | COL | 53 | 4 | 4 | 61 |
| 28 | 8 | Tomena Karoline (OH) | BRA | 46 | 13 | 2 | 61 |
| 31 | 17 | Klineman Alexandra (OP) | USA | 39 | 9 | 7 | 55 |
| 32 | 12 | Neves Sofia (OP) | URU | 42 | 3 | 7 | 52 |
| 32 | 13 | Jackson Cursty (MB) | USA | 35 | 9 | 8 | 52 |
| 32 | 1 | Costa Drussyla (OH) | BRA | 47 | 3 | 2 | 52 |
| 32 | 14 | Fernandez Josefina (OH) | ARG | 44 | 5 | 3 | 52 |
| 32 | 5 | Ferreira Laiza (MB) | BRA | 30 | 20 | 2 | 52 |
| 37 | 8 | Araya Urbina Marcela (OH) | CRC | 46 | 2 | 3 | 51 |
| 37 | 5 | Rangel Andrea (OP) | MEX | 45 | 3 | 3 | 51 |
| 37 | 4 | Fersola Norberto Marianne (MB) | DOM | 38 | 10 | 3 | 51 |
| 37 | 16 | Busquets Florencia (MB) | ARG | 31 | 15 | 5 | 51 |
| 41 | 9 | Hildebrand Kristin Lynn (OH) | USA | 41 | 4 | 5 | 50 |
| 41 | 8 | Carranza Dulce (OP) | MEX | 38 | 4 | 8 | 50 |
| 43 | 16 | Bartsch Michelle (OH) | USA | 43 | 6 | 0 | 49 |
| 44 | 2 | Uribe Mirtha (MB) | PER | 31 | 13 | 4 | 48 |
| 45 | 6 | Lescay Daymara (MB) | CUB | 25 | 21 | 1 | 47 |
| 45 | 17 | Ocasio Sheila (MB) | PUR | 32 | 14 | 1 | 47 |
| 47 | 3 | Page Brittney (OH) | CAN | 32 | 9 | 3 | 44 |
| 48 | 9 | Cruz Aurea (OH) | PUR | 35 | 5 | 1 | 41 |
| 49 | 9 | Rondon Martinez Cindy (MB) | DOM | 24 | 16 | 0 | 40 |
| 50 | 3 | Eve Mejia Lisvel (OH) | DOM | 30 | 7 | 2 | 39 |
| Total tournament | | | | 3,555 | 744 | 392 | 4,691 |



Best Spikers

Limit: 15.00%

| Rk | No | Name | Team | Spikes | Faults | Shots | Total Attempts | Succ. % |
|-------------------------|----|------------------------------|------|--------|--------|-------|----------------|---------|
| 1 | 24 | Vansant Krista (OH) | USA | 65 | 12 | 52 | 129 | 50.39 |
| 2 | 4 | Vargas Melissa Teresa (OH) | CUB | 111 | 54 | 79 | 244 | 45.49 |
| 3 | 9 | Hildebrand Kristin Lynn (OH) | USA | 41 | 12 | 47 | 100 | 41.00 |
| 4 | 8 | Frias Maguilaura (OH) | PER | 59 | 28 | 59 | 146 | 40.41 |
| 5 | 6 | Rosa Yarimar (OH) | PUR | 87 | 32 | 101 | 220 | 39.55 |
| 6 | 19 | Alvarez Jennifer Yanet (OP) | CUB | 50 | 28 | 50 | 128 | 39.06 |
| 7 | 16 | Pena Isabel Yonkaira (OH) | DOM | 86 | 32 | 104 | 222 | 38.74 |
| 8 | 17 | Klineman Alexandra (OP) | USA | 39 | 7 | 55 | 101 | 38.61 |
| 9 | 18 | Matienzo Sulian Caridad (OH) | CUB | 74 | 30 | 89 | 193 | 38.34 |
| 10 | 20 | Coneo Amanda (OH) | COL | 105 | 51 | 122 | 278 | 37.77 |
| Total Tournament | | | | 3,555 | 1,473 | 4,917 | 9,945 | 35.75 |




Best Blockers

| Rk | No | Name | Team | Kill Blocks | Faults | Rebounds | Total Attempts | Avg. by set |
|-------------------------|----|----------------------------|------|-------------|--------|----------|----------------|-------------|
| 1 | 3 | Rojas Alena (MB) | CUB | 29 | 23 | 36 | 88 | 1.00 |
| 2 | 13 | Charuk Lucille (MB) | CAN | 24 | 17 | 73 | 114 | 0.83 |
| 3 | 10 | Sosa Emilce (MB) | ARG | 23 | 23 | 65 | 111 | 0.74 |
| 4 | 6 | Lescay Daymara (MB) | CUB | 21 | 36 | 38 | 95 | 0.72 |
| 5 | 4 | Paolini Lauren (MB) | USA | 15 | 19 | 38 | 72 | 0.68 |
| 6 | 12 | Montano Ivonne (MB) | COL | 20 | 25 | 59 | 104 | 0.67 |
| 7 | 5 | Hernandez Yamila (S) | CUB | 19 | 19 | 21 | 59 | 0.66 |
| 8 | 5 | Ferreira Laiza (MB) | BRA | 20 | 25 | 61 | 106 | 0.65 |
| 9 | 9 | Rondon Martinez Cindy (MB) | DOM | 16 | 18 | 50 | 84 | 0.62 |
| 10 | 4 | Pinto Ariane (OP) | BRA | 19 | 22 | 30 | 71 | 0.61 |
| Total Tournament | | | | 744 | 1,215 | 2,446 | 4,405 | 4.71 |



Best Servers

| Rk | No | Name | Team | Aces | Faults | Serve Hits | Total Attempts | Avg. by set |
|-------------------------|----|------------------------------|------|------|--------|------------|----------------|-------------|
| 1 | 4 | Vargas Melissa Teresa (OH) | CUB | 28 | 23 | 60 | 111 | 0.97 |
| 2 | 16 | Pena Isabel Yonkaira (OH) | DOM | 13 | 20 | 66 | 99 | 0.50 |
| 3 | 7 | Enright Stephanie (OH) | PUR | 13 | 15 | 95 | 123 | 0.43 |
| 4 | 8 | Thibeault Jaimie (MB) | CAN | 11 | 10 | 84 | 105 | 0.38 |
| 5 | 7 | Flores Karina A. (MB) | MEX | 9 | 14 | 44 | 67 | 0.38 |
| 6 | 12 | Neves Sofia (OP) | URU | 7 | 9 | 27 | 43 | 0.37 |
| 7 | 20 | Coneo Amanda (OH) | COL | 11 | 21 | 59 | 91 | 0.37 |
| 8 | 13 | Jackson Cursty (MB) | USA | 8 | 11 | 45 | 64 | 0.36 |
| 9 | 18 | Matienzo Sulian Caridad (OH) | CUB | 10 | 8 | 102 | 120 | 0.34 |
| 10 | 19 | Alvarez Jennifer Yanet (OP) | CUB | 10 | 14 | 55 | 79 | 0.34 |
| Total Tournament | | | | 392 | 878 | 5,474 | 6,744 | 2.48 |



Best Diggers

| Rk | No | Name | Team | Digs | Faults | Receptions | Total Attempts | Avg. by set |
|-------------------------|----|----------------------------|------|-------|--------|------------|----------------|-------------|
| 1 | 5 | Castillo Brenda (L) | DOM | 148 | 35 | 63 | 246 | 5.69 |
| 2 | 12 | Rizzo Tatiana (L) | ARG | 105 | 72 | 65 | 242 | 3.39 |
| 3 | 1 | Guimond Janie (L) | CAN | 98 | 50 | 76 | 224 | 3.38 |
| 4 | 24 | Benitez Naika (L) | PUR | 95 | 48 | 60 | 203 | 3.17 |
| 5 | 13 | Gomez Camila (L) | COL | 95 | 69 | 72 | 236 | 3.17 |
| 6 | 10 | Hagglund Natalie (L) | USA | 67 | 20 | 36 | 123 | 3.05 |
| 7 | 2 | Lopez Lizette (L) | MEX | 65 | 42 | 47 | 154 | 2.71 |
| 8 | 8 | Araya Urbina Marcela (OH) | CRC | 47 | 36 | 42 | 125 | 2.47 |
| 9 | 13 | Vasques Lais (L) | BRA | 74 | 52 | 55 | 181 | 2.39 |
| 10 | 3 | Murillo Chaves Viviana (L) | CRC | 43 | 51 | 52 | 146 | 2.26 |
| Total Tournament | | | | 2,946 | 2,564 | 3,461 | 8,971 | 18.65 |



Best Setters

| Rk | No | Name | Team | Running Sets | Faults | Still Sets | Total Attempts | Avg. by set |
|-------------------------|----|-------------------------|------|--------------|--------|------------|----------------|-------------|
| 1 | 23 | Lloyd Carli (S) | USA | 138 | 3 | 248 | 389 | 6.27 |
| 2 | 7 | Marte Frica Niverka (S) | DOM | 149 | 9 | 411 | 569 | 5.73 |
| 3 | 19 | Lundquist Jennifer (S) | CAN | 139 | 5 | 455 | 599 | 4.79 |
| 4 | 18 | Castiglione Yael (S) | ARG | 148 | 16 | 593 | 757 | 4.77 |
| 5 | 10 | La Rosa Zoila (S) | PER | 121 | 11 | 415 | 547 | 4.65 |
| 6 | 15 | Marin Maria A. (S) | COL | 110 | 6 | 676 | 792 | 3.67 |
| 7 | 14 | Medeiros Lyara (S) | BRA | 105 | 6 | 553 | 664 | 3.39 |
| 8 | 5 | Hernandez Yamila (S) | CUB | 91 | 6 | 434 | 531 | 3.14 |
| 9 | 25 | Sanay Sashiko (S) | MEX | 63 | 8 | 447 | 518 | 2.63 |
| 10 | 3 | Mojica Vilmarie (S) | PUR | 74 | 8 | 404 | 486 | 2.47 |
| Total Tournament | | | | 1,454 | 195 | 7,865 | 9,514 | 9.20 |



Best Receivers


Limit: 20.00%

| Rk | No | Name | Team | Excellents | Faults | Serve Receptions | Total Attempts | Eff. % |
|-------------------------|----|---------------------------|------|------------|--------|------------------|----------------|--------|
| 1 | 5 | Castillo Brenda (L) | DOM | 82 | 5 | 27 | 114 | 67.54 |
| 2 | 12 | Rizzo Tatiana (L) | ARG | 79 | 8 | 79 | 166 | 42.77 |
| 3 | 16 | Pena Isabel Yonkaira (OH) | DOM | 70 | 5 | 80 | 155 | 41.94 |
| 4 | 10 | Borrell Emily (L) | CUB | 76 | 7 | 84 | 167 | 41.32 |
| 5 | 3 | Nizetich Yamila (OH) | ARG | 70 | 10 | 71 | 151 | 39.74 |
| 6 | 8 | Frias Maguilaura (OH) | PER | 50 | 4 | 62 | 116 | 39.66 |
| 7 | 10 | Hagglund Natalie (L) | USA | 45 | 5 | 51 | 101 | 39.60 |
| 8 | 1 | Guimond Janie (L) | CAN | 80 | 10 | 88 | 178 | 39.33 |
| 9 | 13 | Gomez Camila (L) | COL | 82 | 10 | 98 | 190 | 37.89 |
| 10 | 3 | Page Brittney (OH) | CAN | 47 | 7 | 53 | 107 | 37.38 |
| Total Tournament | | | | 2,091 | 405 | 3,352 | 5,848 | 28.83 |



P-5 VOLLEYBALL • Players ranking by skills

XIV Women's Pan American Cup, Lima, Peru 2015



Best Liberos

| Rk | No | Name | Team | Excellents | Faults | In play | Total attempts | Avg. by set |
|----|----|-----------------------------|------|------------|--------|---------|----------------|-------------|
| 1 | 5 | Castillo Brenda (L) | DOM | 230 | 40 | 90 | 360 | 8.85 |
| 2 | 1 | Guimond Janie (L) | CAN | 178 | 60 | 164 | 402 | 6.14 |
| 3 | 12 | Rizzo Tatiana (L) | ARG | 184 | 80 | 144 | 408 | 5.94 |
| 4 | 13 | Gomez Camila (L) | COL | 177 | 79 | 170 | 426 | 5.90 |
| 5 | 24 | Benitez Naika (L) | PUR | 164 | 61 | 153 | 378 | 5.47 |
| 6 | 10 | Hagglund Natalie (L) | USA | 112 | 25 | 87 | 224 | 5.09 |
| 7 | 2 | Lopez Lizette (L) | MEX | 122 | 45 | 132 | 299 | 5.08 |
| 8 | 10 | Borrell Emily (L) | CUB | 132 | 40 | 127 | 299 | 4.55 |
| 9 | 3 | Murillo Chaves Viviana (L) | CRC | 84 | 60 | 125 | 269 | 4.42 |
| 10 | 13 | Vasques Lais (L) | BRA | 126 | 65 | 149 | 340 | 4.06 |
| 11 | 16 | Acosta Maria de Fatima (L) | PER | 100 | 49 | 97 | 246 | 3.85 |
| 12 | 2 | Olave Sabrina (L) | URU | 40 | 24 | 65 | 129 | 2.11 |
| 13 | 7 | Egoavil Susan (L) | PER | 43 | 17 | 19 | 79 | 1.65 |
| 14 | 1 | Garbari Marianela (L) | ARG | 12 | 2 | 9 | 23 | 0.39 |
| 15 | 18 | Motta Lima Erica (L) | BRA | 12 | 5 | 17 | 34 | 0.39 |
| 16 | 2 | Fernandez Perez Winifer (L) | DOM | | | | | |
| 17 | 3 | Segovia Dayana (L) | COL | | | 1 | 1 | |

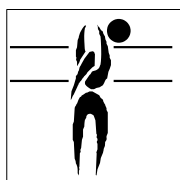




Best Spikers

Limit: 15.00%

| Rk | Team | Spikes | Faults | Shots | Total Attempts | Succ. % |
|-------------------------|------------------------|--------|--------|-------|----------------|---------|
| 1 | USA United States | 318 | 55 | 244 | 617 | 51.54 |
| 2 | CUB Cuba | 347 | 142 | 317 | 806 | 43.05 |
| 3 | PUR Puerto Rico | 379 | 152 | 465 | 996 | 38.05 |
| 4 | CAN Canada | 346 | 127 | 474 | 947 | 36.54 |
| 5 | DOM Dominican Republic | 312 | 125 | 426 | 863 | 36.15 |
| 6 | COL Colombia | 350 | 157 | 480 | 987 | 35.46 |
| 7 | PER Peru | 288 | 124 | 411 | 823 | 34.99 |
| 8 | BRA Brazil | 329 | 131 | 494 | 954 | 34.49 |
| 9 | ARG Argentina | 346 | 129 | 539 | 1,014 | 34.12 |
| 10 | MEX Mexico | 260 | 132 | 439 | 831 | 31.29 |
| 11 | CRC Costa Rica | 154 | 80 | 323 | 557 | 27.65 |
| 12 | URU Uruguay | 126 | 119 | 305 | 550 | 22.91 |
| Total Tournament | | 3,555 | 1,473 | 4,917 | 9,945 | 35.75 |




Best Blockers

| Rk | Team | Kill Blocks | Faults | Rebounds | Total Attempts | Avg. by set |
|-------------------------|------------------------|-------------|--------|----------|----------------|-------------|
| 1 | CUB Cuba | 97 | 145 | 163 | 405 | 3.34 |
| 2 | CAN Canada | 92 | 95 | 270 | 457 | 3.17 |
| 3 | USA United States | 67 | 81 | 175 | 323 | 3.05 |
| 4 | BRA Brazil | 93 | 120 | 233 | 446 | 3.00 |
| 5 | PUR Puerto Rico | 78 | 134 | 275 | 487 | 2.60 |
| 6 | ARG Argentina | 80 | 116 | 287 | 483 | 2.58 |
| 7 | DOM Dominican Republic | 57 | 96 | 221 | 374 | 2.19 |
| 8 | COL Colombia | 61 | 116 | 215 | 392 | 2.03 |
| 9 | PER Peru | 46 | 97 | 211 | 354 | 1.77 |
| 10 | MEX Mexico | 41 | 98 | 183 | 322 | 1.71 |
| 11 | CRC Costa Rica | 22 | 78 | 126 | 226 | 1.16 |
| 12 | URU Uruguay | 10 | 39 | 87 | 136 | 0.53 |
| Total Tournament | | 744 | 1,215 | 2,446 | 4,405 | 4.71 |



Best Servers

| Rk | Team | Aces | Faults | Serve Hits | Total Attempts | Avg. by set |
|-------------------------|------------------------|------|--------|------------|----------------|-------------|
| 1 | CUB Cuba | 66 | 84 | 507 | 657 | 2.28 |
| 2 | USA United States | 41 | 70 | 426 | 537 | 1.86 |
| 3 | CAN Canada | 44 | 91 | 514 | 649 | 1.52 |
| 4 | MEX Mexico | 36 | 79 | 377 | 492 | 1.50 |
| 5 | COL Colombia | 41 | 90 | 488 | 619 | 1.37 |
| 6 | DOM Dominican Republic | 28 | 63 | 503 | 594 | 1.08 |
| 7 | URU Uruguay | 20 | 70 | 185 | 275 | 1.05 |
| 8 | PUR Puerto Rico | 31 | 67 | 573 | 671 | 1.03 |
| 9 | CRC Costa Rica | 18 | 54 | 253 | 325 | 0.95 |
| 10 | ARG Argentina | 29 | 70 | 596 | 695 | 0.94 |
| 11 | BRA Brazil | 21 | 75 | 577 | 673 | 0.68 |
| 12 | PER Peru | 17 | 65 | 475 | 557 | 0.65 |
| Total Tournament | | 392 | 878 | 5,474 | 6,744 | 2.48 |



Best Diggers

| Rk | Team | Digs | Faults | Receptions | Total Attempts | Avg. by set |
|-------------------------|------------------------|-------|--------|------------|----------------|-------------|
| 1 | ARG Argentina | 352 | 274 | 340 | 966 | 11.35 |
| 2 | PUR Puerto Rico | 335 | 222 | 352 | 909 | 11.17 |
| 3 | DOM Dominican Republic | 289 | 197 | 325 | 811 | 11.12 |
| 4 | BRA Brazil | 316 | 242 | 317 | 875 | 10.19 |
| 5 | USA United States | 224 | 125 | 177 | 526 | 10.18 |
| 6 | CAN Canada | 286 | 240 | 375 | 901 | 9.86 |
| 7 | COL Colombia | 283 | 253 | 299 | 835 | 9.43 |
| 8 | PER Peru | 220 | 244 | 330 | 794 | 8.46 |
| 9 | MEX Mexico | 200 | 205 | 268 | 673 | 8.33 |
| 10 | URU Uruguay | 139 | 174 | 210 | 523 | 7.32 |
| 11 | CRC Costa Rica | 129 | 189 | 222 | 540 | 6.79 |
| 12 | CUB Cuba | 173 | 199 | 246 | 618 | 5.97 |
| Total Tournament | | 2,946 | 2,564 | 3,461 | 8,971 | 18.65 |



Best Setters

| Rk | Team | Running Sets | Faults | Still Sets | Total Attempts | Avg. by set |
|-------------------------|------------------------|--------------|--------|------------|----------------|-------------|
| 1 | USA United States | 179 | 10 | 385 | 574 | 8.14 |
| 2 | DOM Dominican Republic | 174 | 10 | 618 | 802 | 6.69 |
| 3 | CAN Canada | 174 | 18 | 727 | 919 | 6.00 |
| 4 | PER Peru | 140 | 12 | 615 | 767 | 5.38 |
| 5 | ARG Argentina | 157 | 22 | 796 | 975 | 5.06 |
| 6 | PUR Puerto Rico | 122 | 22 | 836 | 980 | 4.07 |
| 7 | BRA Brazil | 126 | 11 | 774 | 911 | 4.06 |
| 8 | CUB Cuba | 117 | 21 | 628 | 766 | 4.03 |
| 9 | COL Colombia | 111 | 11 | 815 | 937 | 3.70 |
| 10 | MEX Mexico | 83 | 21 | 711 | 815 | 3.46 |
| 11 | URU Uruguay | 40 | 23 | 480 | 543 | 2.11 |
| 12 | CRC Costa Rica | 31 | 14 | 480 | 525 | 1.63 |
| Total Tournament | | 1,454 | 195 | 7,865 | 9,514 | 9.20 |



Best Receivers

Limit: 20.00%

| Rk | Team | Excellents | Faults | Serve Receptions | Total Attempts | Eff. % |
|-------------------------|------------------------|------------|--------|------------------|----------------|--------|
| 1 | DOM Dominican Republic | 203 | 27 | 211 | 441 | 39.91 |
| 2 | PER Peru | 203 | 29 | 247 | 479 | 36.33 |
| 3 | PUR Puerto Rico | 218 | 32 | 293 | 543 | 34.25 |
| 4 | ARG Argentina | 229 | 44 | 287 | 560 | 33.04 |
| 5 | USA United States | 110 | 13 | 189 | 312 | 31.09 |
| 6 | CAN Canada | 187 | 32 | 316 | 535 | 28.97 |
| 7 | MEX Mexico | 160 | 22 | 305 | 487 | 28.34 |
| 8 | CUB Cuba | 185 | 33 | 329 | 547 | 27.79 |
| 9 | COL Colombia | 201 | 37 | 357 | 595 | 27.56 |
| 10 | BRA Brazil | 194 | 46 | 309 | 549 | 26.96 |
| 11 | URU Uruguay | 106 | 46 | 258 | 410 | 14.63 |
| 12 | CRC Costa Rica | 95 | 44 | 251 | 390 | 13.08 |
| Total Tournament | | 2,091 | 405 | 3,352 | 5,848 | 28.83 |



EEUU gana tercer título en cuatro años

LIMA, Perú, 21 de junio de 2015 - Estados Unidos capturó su tercer título en los últimos cuatro años en la Copa Panamericana de Voleibol Femenino con una clara victoria en sets corridos 3-0 (25-20, 25-20, 25-15) sobre la República Dominicana en el Coliseo Eduardo Dibós de Lima la noche del domingo.

El triunfo permitió a Estados Unidos empatar con Cuba a la cabeza de todos los tiempos en la lista de medallas de oro con 4 para el evento intercontinental anual. República Dominicana y Brasil, los únicos otros países que tienen títulos en la historia de la competición, ambos han ganado tres veces.

Los nuevos campeones dominaron a sus rivales en los ataques (43-27), bloqueos (11-5) y saques ganadores (4-2).

Lauren Paolini, Krista Vansant y Cursty Jackson fueron las mejores anotadoras por Estados Unidos con 13, 11 y 10 puntos, respectivamente. Alexandra Klineman y Kristin Hildebrand contribuyó con 8 y 7 puntos. Brayelin Martínez fue el único jugador dominicano con dobles dígitos en las tablas de puntuación con 12 puntos.

En el juego por la medalla de bronce, Argentina derrotó a Cuba en tandas consecutivas, mientras que Canadá y Brazil les ganaron a Puerto Rico y Colombia en los cotejos por quinto y séptimo puestos, respectivamente.

Argentina 3, Cuba 0


Argentina se adjudicó su tercera medalla de bronce en la historia del evento al vencer a Cuba en mangas corridas 3-0 (25-23, 25-23, 25-20). Al concluir en tercer lugar en el evento anual, el conjunto argentino igualó sus mejores posicionamientos anteriores en 2008 y 2013 en Tijuana, México y Lima, Perú, respectivamente. Cuba fue dejado fuera del podio por tercer año consecutivo. Emilce Sosa con 13 puntos, entre ellos un bloqueo y dos ases, fue la mejor anotador para Argentina, seguida por Yamila Nizetich y Florencia Busquets cada una con 10 puntos en el triunfo. Melissa Vargas tuvo 13 puntos para los Cuba y terminó con 144 como la principal anotadora del torneo -el segundo máximo total de todos los tiempos detrás de los 151 de la puertorriqueña Aury Cruz. Daymara Lescay y Sulian Matienzo trazaron 10 puntos por cabeza en el revés.

Canadá 3, Puerto Rico 1

Canadá derrotó a Puerto Rico 3-1 (25-21, 25-23, 20-25, 25-23) en el partido por el quinto puesto. Las norteamericanas lograron ventajas en bloqueos (18-12) y también en los ases (7-3). Jaimie Thibault lideró a las ganadoras con 19 puntos, incluyendo seis bloqueos y cuatro ases, seguida por Tabhita Love con 16. Kyla Richey contribuyó con 13 puntos en la victoria y Lucille Charuk agregó 12, incluyendo cinco bloqueos. Por Puerto Rico, Stephanie Enright finalizó con 20 puntos como la mejor anotadora del partido. Shirley Ferrer, Yarimar Rosa y Alexandra Oquendo marcaron 14, 13 y 12, respectivamente, en la derrota.

Brasil 3, Colombia 0

Brasil dominó a Colombia 17-4 bloqueos en camino a un triunfo en instancias corridas (25-22, 25-23, 25-15) sobre Colombia en el partido por el séptimo lugar. Arianne Pinto encabezó el desfile de bloqueos con cinco propios seguida de Lana Conceicao, Laiza Ferreira, Karoline Tomena y Lyara Medeiros cada una con tres. Tomena lideró el marcador con 13 puntos, mientras que Conceicao añadió 12. Lorenne Geraldo contribuyó con 11 puntos para la victoria, todos a través de remates. Por Colombia, Ivonne Montano tuvo 13 puntos en la causa perdida.



USA wins third crown in four years

LIMA, Peru, June 21, 2015 - United States captured their third title in the last four years at the Women's Volleyball Pan American Cup with a clear victory in straight sets 3-0 (25-20, 25-20, 25-15) over the Dominican Republic at Eduardo Dibos Coliseum of Lima on Sunday night.

The triumph enabled USA to tie with Cuba at the top of all-time list in gold medals with 4 at the annual intercontinental event. Dominican Republic and Brazil, the only other countries with titles in the history of the competition, both have won three times.

The new champions dominated their opponents in attacks (43-27), blocks (11-5) and serving aces (4-2).

Lauren Paolini, Krista Vansant and Cursty Jackson were the best scorers for USA with 13, 11 and 10 points, respectively. Alexandra Klineman and Kristin Hildebrand chipped in with 8 and 7 points. Brayelin Martinez was the only Dominican player with double digits in the score charts with 12 points.

In the match for the bronze medal, Argentina defeated Cuba in straight sets, while Canada and Brazil won over Puerto Rico and Colombia in the contests for fifth and seventh place, respectively.

Argentina 3, Cuba 0

Argentina claimed their third bronze medal in the history of event by outplaying Cuba in straight sets 3-0 (25-23, 25-23, 25-20). By finishing in third place in the annual event, the Argentinean side equaled their previous best finishes in 2008 and 2013 in Tijuana, Mexico and Lima, Peru, respectively. Cuba was left out of the podium for third consecutive year. Emilce Sosa with 13 points, including one block and two aces, was the best scorer for Argentina, followed by Yamila Nizetich and Florencia Busquets each with 10 points in the win. Melissa Vargas had 13 points for Cuba and finished with 144 as the tournament leading scorer –the second all-time best behind Puerto Rican Aury Cruz's 151. Daymara Lescay and Sulian Matienzo charted 10 points apiece in the loss.

Canada 3, Puerto Rico 1

Canada defeated Puerto Rico 3-1 (25-21, 25-23, 20-25, 25-23) in the match for fifth place. The North Americans held the advantages in blocks (18-12) and also in aces (7-3). Jaimie Thibault led the winners with 19 points, including six blocks and four aces, followed by Tabhita Love with 16. Kyla Richey contributed 13 points in the victory and Lucille Charuk added 12, including five blocks. Puerto Rico's Stephanie Enright finished with 20 points as the best scorer of the match. Shirley Ferrer, Yarimar Rosa and Alexandra Oquendo charted 14, 13 and 12, respectively, in the loss.

Brazil 3, Colombia 0

Brazil outblocked Colombia 17-4 en route to a straight-set (25-22, 25-23, 25-15) victory over Colombia in the match for seventh place. Arianne Pinto led the blocking parade with five of her own followed by Lana Conceicao, Laiza Ferreira, Karoline Tomena and Lyara Medeiros each with three. Tomena led the scoring with 13 points while Conceicao added 12. Lorene Geraldo contributed 11 points to the victory, all via spikes. Colombia's Ivonne Montano had 13 points in the losing cause.