



P-3 VOLLEYBALL • Match players ranking




2015 Men's Panamerican Cup, Reno, Nevada, USA
Preliminary Round Goup B

Match: 8 **Date:** 8/13/2015 **Spectators:** 375
City: Reno, Nevada
Hall: Reno Event Center
Match duration: **Start:** 19:45 **End:** 21:19 **Total:** 1:34

Teams	Sets	1	2	3	4	5	Total
USA	3	30	25	27			82
MEX	0	28	22	25			75
Set duration		0:33	0:26	0:29			1:28




USA • United States



Spike

Succ. %
Limit: 15.00%

Rk	No	Name	Spikes	Faults	Shots	Total Attempts	Note
1	8	Langlois Jake (OH)	16	5	7	28	57.14
2	21	Patch Benjamin (OP)	17	2	16	35	48.57
3	23	Petty Gregory (OH)	5	2	14	21	23.81
-	2	Jendryk II Jeffrey (MB)	7	1	5	13	
-	3	Benesh Andrew (MB)	4	1	3	8	
-	22	Seif Jonah (S)	2	-	2	4	
-	1	Kessel Cody (OH)	-	-	-	-	
-	5	Brinkley Michael (L)	-	-	-	-	
-	9	McIlvaine Graham (S)	-	-	-	-	
-	19	Nally Andrew (OH)	-	-	-	-	
-	20	Walsh Robert (MB)	-	-	-	-	
-	24	Russell Kyle (OP)	-	-	-	-	
Others			-	-	-	-	
Total Team			51	11	47	109	46.79



Block

Avg. by set

Rk	No	Name	Kill Blocks	Faults	Rebounds	Total Attempts	Note
1	22	Seif Jonah (S)	3	3	-	6	1.00
2	21	Patch Benjamin (OP)	2	-	-	2	0.67
3	23	Petty Gregory (OH)	1	-	1	2	0.33
3	2	Jendryk II Jeffrey (MB)	1	5	3	9	0.33
3	3	Benesh Andrew (MB)	1	4	1	6	0.33
-	1	Kessel Cody (OH)	-	-	-	-	
-	5	Brinkley Michael (L)	-	-	-	-	
-	9	McIlvaine Graham (S)	-	-	-	-	
-	19	Nally Andrew (OH)	-	-	-	-	
-	20	Walsh Robert (MB)	-	-	-	-	
-	24	Russell Kyle (OP)	-	-	-	-	
-	8	Langlois Jake (OH)	-	4	1	5	
Others			-	-	-	-	
Total Team			8	16	6	30	2.67






P-3 VOLLEYBALL • Match players ranking



2015 Men's Panamerican Cup, Reno, Nevada, USA
Preliminary Round Goup B

Match: 8 **Date:** 8/13/2015 **Spectators:** 375
City: Reno, Nevada
Hall: Reno Event Center
Match duration: **Start:** 19:45 **End:** 21:19 **Total:** 1:34

Teams	Sets	1	2	3	4	5	Total
USA	3	30	25	27			82
MEX	0	28	22	25			75
Set duration		0:33	0:26	0:29			1:28



USA • United States

Rk	No	Name	Aces	Faults	Serve Hits	Total Attempts	Note
1	22	Seif Jonah (S)	1	-	18	19	0.33
1	23	Petty Gregory (OH)	1	3	15	19	0.33
-	1	Kessel Cody (OH)	-	-	-	-	
-	3	Benesh Andrew (MB)	-	-	10	10	
-	5	Brinkley Michael (L)	-	-	-	-	
-	9	Mcllvaine Graham (S)	-	-	1	1	
-	20	Walsh Robert (MB)	-	-	-	-	
-	24	Russell Kyle (OP)	-	-	-	-	
-	2	Jendryk II Jeffrey (MB)	-	1	8	9	
-	8	Langlois Jake (OH)	-	3	9	12	
-	21	Patch Benjamin (OP)	-	5	5	10	
-	19	Nally Andrew (OH)	-	1	-	1	
Others			-	-	-	-	
Total Team			2	13	66	81	0.67

Serve

Avg. by set

Team	Opponent errors & Team faults	Aces	Faults	Serve Hits	Total Attempts	Note
	Opponent errors & Team faults	21	-		21	

Rk	No	Name	Digs	Faults	Receptions	Total Attempts	Note
1	5	Brinkley Michael (L)	17	-	1	18	5.67
2	22	Seif Jonah (S)	8	2	-	10	2.67
3	8	Langlois Jake (OH)	5	4	1	10	1.67
4	23	Petty Gregory (OH)	4	1	-	5	1.33
4	21	Patch Benjamin (OP)	4	2	-	6	1.33
6	3	Benesh Andrew (MB)	3	-	-	3	1.00
7	2	Jendryk II Jeffrey (MB)	1	-	-	1	0.33
-	1	Kessel Cody (OH)	-	-	-	-	
-	9	Mcllvaine Graham (S)	-	-	-	-	
-	19	Nally Andrew (OH)	-	-	-	-	
-	20	Walsh Robert (MB)	-	-	-	-	
-	24	Russell Kyle (OP)	-	-	-	-	
Others			-	-	-	-	
Total Team			42	9	2	53	14.00

Dig

Avg. by set






P-3 VOLLEYBALL • Match players ranking




2015 Men's Panamerican Cup, Reno, Nevada, USA
Preliminary Round Goup B

Match: 8 **Date:** 8/13/2015 **Spectators:** 375
City: Reno, Nevada
Hall: Reno Event Center
Match duration: **Start:** 19:45 **End:** 21:19 **Total:** 1:34

Teams	Sets	1	2	3	4	5	Total
USA	3	30	25	27			82
MEX	0	28	22	25			75
Set duration		0:33	0:26	0:29			1:28




USA • United States



Set

Avg. by set

Rk	No	Name	Running Sets	Faults	Still Sets	Total Attempts	Note
1	22	Seif Jonah (S)	28	2	64	94	9.33
-	1	Kessel Cody (OH)	-	-	-	-	
-	2	Jendryk II Jeffrey (MB)	-	-	-	-	
-	3	Benesh Andrew (MB)	-	-	-	-	
-	5	Brinkley Michael (L)	-	-	7	7	
-	8	Langlois Jake (OH)	-	-	-	-	
-	9	Mcllvaine Graham (S)	-	-	-	-	
-	19	Nally Andrew (OH)	-	-	-	-	
-	20	Walsh Robert (MB)	-	-	-	-	
-	21	Patch Benjamin (OP)	-	-	1	1	
-	23	Petty Gregory (OH)	-	-	2	2	
-	24	Russell Kyle (OP)	-	-	-	-	
Others			-	-	-	-	
Total Team			28	2	74	104	9.33



Reception

Eff. %
Limit: 20.00%

Rk	No	Name	Excellents	Faults	Serve Receptions	Total Attempts	Note
1	8	Langlois Jake (OH)	30	-	4	34	88.24
2	23	Petty Gregory (OH)	18	1	1	20	85.00
3	5	Brinkley Michael (L)	12	1	1	14	78.57
-	19	Nally Andrew (OH)	1	-	-	1	
-	1	Kessel Cody (OH)	-	-	-	-	
-	2	Jendryk II Jeffrey (MB)	-	-	-	-	
-	3	Benesh Andrew (MB)	-	-	-	-	
-	9	Mcllvaine Graham (S)	-	-	-	-	
-	20	Walsh Robert (MB)	-	-	-	-	
-	21	Patch Benjamin (OP)	-	-	-	-	
-	22	Seif Jonah (S)	-	-	-	-	
-	24	Russell Kyle (OP)	-	-	-	-	
Others			-	-	-	-	
Total Team			61	2	6	69	85.51





P-3 VOLLEYBALL • Match players ranking




2015 Men's Panamerican Cup, Reno, Nevada, USA
Preliminary Round Goup B

Match: 8 **Date:** 8/13/2015 **Spectators:** 375
City: Reno, Nevada
Hall: Reno Event Center
Match duration: **Start:** 19:45 **End:** 21:19 **Total:** 1:34

Teams	Sets	1	2	3	4	5	Total
USA	3	30	25	27			82
MEX	0	28	22	25			75
Set duration		0:33	0:26	0:29			1:28




MEX • Mexico



Spike

Succ. %
Limit: 15.00%

Rk	No	Name	Spikes	Faults	Shots	Total Attempts	Note
1	11	Barajas Jorge (OH)	13	3	6	22	59.09
2	2	Vargas Daniel (OP)	10	4	9	23	43.48
-	25	Ruiz de La Cruz Gonzalo (OH)	4	5	2	11	
-	12	Martinez Jose (MB)	5	-	5	10	
-	8	Araujo Ricardo (OH)	4	3	3	10	
-	1	Ceballos Humberto (MB)	4	1	3	8	
-	7	Marquez Ivan (OP)	4	-	2	6	
-	10	Rangel Pedro (S)	1	1	3	5	
-	3	Serrano Aragon Jesus E. (S)	-	-	-	-	
-	5	Rangel Jesus (L)	-	-	-	-	
-	9	Ugalde Campo Enrique (OH)	-	-	-	-	
Others			-	-	-	-	
Total Team			45	17	33	95	47.37



Block

Avg. by set

Rk	No	Name	Kill Blocks	Faults	Rebounds	Total Attempts	Note
1	1	Ceballos Humberto (MB)	2	4	5	11	0.67
2	25	Ruiz de La Cruz Gonzalo (OH)	1	2	2	5	0.33
2	12	Martinez Jose (MB)	1	3	3	7	0.33
-	3	Serrano Aragon Jesus E. (S)	-	-	-	-	
-	5	Rangel Jesus (L)	-	-	-	-	
-	9	Ugalde Campo Enrique (OH)	-	-	-	-	
-	10	Rangel Pedro (S)	-	-	-	-	
-	2	Vargas Daniel (OP)	-	2	2	4	
-	7	Marquez Ivan (OP)	-	1	1	2	
-	8	Araujo Ricardo (OH)	-	1	1	2	
-	11	Barajas Jorge (OH)	-	2	1	3	
Others			-	-	-	-	
Total Team			4	15	15	34	1.33





P-3 VOLLEYBALL • Match players ranking



2015 Men's Panamerican Cup, Reno, Nevada, USA
Preliminary Round Goup B

Match: 8 **Date:** 8/13/2015 **Spectators:** 375
City: Reno, Nevada
Hall: Reno Event Center
Match duration: **Start:** 19:45 **End:** 21:19 **Total:** 1:34

Teams	Sets	1	2	3	4	5	Total
USA	3	30	25	27			82
MEX	0	28	22	25			75
Set duration		0:33	0:26	0:29			1:28



MEX • Mexico

Rk	No	Name	Aces	Faults	Serve Hits	Total Attempts	Note
1	1	Ceballos Humberto (MB)	1	-	9	10	0.33
-	3	Serrano Aragon Jesus E. (S)	-	-	7	7	
-	5	Rangel Jesus (L)	-	-	-	-	
-	7	Marquez Ivan (OP)	-	-	-	-	
-	9	Ugalde Campo Enrique (OH)	-	-	2	2	
-	11	Barajas Jorge (OH)	-	-	12	12	
-	25	Ruiz de La Cruz Gonzalo (OH)	-	-	4	4	
-	2	Vargas Daniel (OP)	-	1	12	13	
-	12	Martinez Jose (MB)	-	1	8	9	
-	8	Araujo Ricardo (OH)	-	1	4	5	
-	10	Rangel Pedro (S)	-	3	10	13	
Others			-	-	-	-	
Total Team			1	6	68	75	0.33

Serve

Avg. by set

Team	Opponent errors & Team faults	Aces	Faults	Serve Hits	Total Attempts	Note
	Opponent errors & Team faults	25	-		25	

Rk	No	Name	Digs	Faults	Receptions	Total Attempts	Note
1	10	Rangel Pedro (S)	9	5	1	15	3.00
2	5	Rangel Jesus (L)	6	5	-	11	2.00
3	11	Barajas Jorge (OH)	5	-	-	5	1.67
3	8	Araujo Ricardo (OH)	5	2	-	7	1.67
5	1	Ceballos Humberto (MB)	4	1	-	5	1.33
5	12	Martinez Jose (MB)	4	1	-	5	1.33
5	2	Vargas Daniel (OP)	4	4	-	8	1.33
8	3	Serrano Aragon Jesus E. (S)	3	-	-	3	1.00
9	25	Ruiz de La Cruz Gonzalo (OH)	2	2	-	4	0.67
10	7	Marquez Ivan (OP)	1	-	-	1	0.33
-	9	Ugalde Campo Enrique (OH)	-	-	-	-	
Others			-	-	-	-	
Total Team			43	20	1	64	14.33

Dig

Avg. by set





P-3 VOLLEYBALL • Match players ranking




2015 Men's Panamerican Cup, Reno, Nevada, USA
Preliminary Round Goup B

Match: 8 **Date:** 8/13/2015 **Spectators:** 375
City: Reno, Nevada
Hall: Reno Event Center
Match duration: **Start:** 19:45 **End:** 21:19 **Total:** 1:34

Teams	Sets	1	2	3	4	5	Total
USA	3	30	25	27			82
MEX	0	28	22	25			75
Set duration		0:33	0:26	0:29			1:28




MEX • Mexico



Set

Avg. by set

Rk	No	Name	Running Sets	Faults	Still Sets	Total Attempts	Note
1	10	Rangel Pedro (S)	20	1	42	63	6.67
2	3	Serrano Aragon Jesus E. (S)	2	-	8	10	0.67
-	1	Ceballos Humberto (MB)	-	-	-	-	
-	2	Vargas Daniel (OP)	-	-	1	1	
-	5	Rangel Jesus (L)	-	-	12	12	
-	7	Marquez Ivan (OP)	-	-	-	-	
-	8	Araujo Ricardo (OH)	-	-	-	-	
-	9	Ugalde Campo Enrique (OH)	-	-	-	-	
-	11	Barajas Jorge (OH)	-	-	1	1	
-	12	Martinez Jose (MB)	-	-	1	1	
-	25	Ruiz de La Cruz Gonzalo (OH)	-	-	-	-	
Others			-	-	-	-	
Total Team			22	1	65	88	7.33



Reception

Eff. %
Limit: 20.00%

Rk	No	Name	Excellents	Faults	Serve Receptions	Total Attempts	Note
1	11	Barajas Jorge (OH)	18	2	3	23	69.57
2	5	Rangel Jesus (L)	19	2	6	27	62.96
-	25	Ruiz de La Cruz Gonzalo (OH)	9	1	1	11	
-	8	Araujo Ricardo (OH)	5	-	-	5	
-	1	Ceballos Humberto (MB)	1	-	-	1	
-	10	Rangel Pedro (S)	1	-	-	1	
-	2	Vargas Daniel (OP)	-	-	-	-	
-	3	Serrano Aragon Jesus E. (S)	-	-	-	-	
-	7	Marquez Ivan (OP)	-	-	-	-	
-	9	Ugalde Campo Enrique (OH)	-	-	-	-	
-	12	Martinez Jose (MB)	-	-	-	-	
Others			-	-	-	-	
Total Team			53	5	10	68	70.59

