

P-3 VOLLEYBALL • Match players ranking


2018 WCQT 2ND ROUND CAZOVA WOMEN CHAMPIONSHIP
Preliminary Round Group D



Match: 3 **Date:** 7/26/2017 **Spectators:** 100
City: Kingston
Hall: National Indoor Centre
Match duration: **Start:** 18:56 **End:** 20:05 **Total:** 1:09

Teams	Sets	1	2	3	4	5	Total
TTO	3	25	25	25			75
GDP	0	8	17	14			39
Set duration		0:17	0:24	0:22			1:03


TTO • Trinidad & Tobago



Spike

Succ. %
Limit: 15.00%

Rk	No	Name	Spikes	Faults	Shots	Total Attempts	Note
1	8	Ramdin Darlene	7	-	6	13	53.85
2	16	Esdelle Krystle	9	1	11	21	42.86
3	3	Thompson Channon	4	2	9	15	26.67
-	6	Jack Sinead	6	1	1	8	
-	2	Ross Jاليا	4	2	1	7	
-	4	Pierre Delicia	1	2	3	6	
-	12	Forde Renele	-	-	1	1	
-	7	Davidson Malika	-	-	-	-	
-	9	STEELE NYA	-	-	-	-	
-	11	Olton Afesha	-	-	-	-	
-	14	Wallace Rejeanne	-	-	-	-	
-	19	Sutherland Kerdisha	-	-	-	-	
Others			-	-	-	-	
Total Team			31	8	32	71	43.66




Block

Avg. by set

Rk	No	Name	Kill Blocks	Faults	Rebounds	Total Attempts	Note
1	6	Jack Sinead	3	1	2	6	1.00
1	12	Forde Renele	3	2	3	8	1.00
3	2	Ross Jاليا	2	1	3	6	0.67
4	3	Thompson Channon	1	1	1	3	0.33
-	4	Pierre Delicia	-	-	-	-	
-	7	Davidson Malika	-	-	-	-	
-	11	Olton Afesha	-	-	-	-	
-	14	Wallace Rejeanne	-	-	-	-	
-	16	Esdelle Krystle	-	-	1	1	
-	8	Ramdin Darlene	-	2	-	2	
-	9	STEELE NYA	-	1	-	1	
-	19	Sutherland Kerdisha	-	1	-	1	
Others			-	-	-	-	
Total Team			9	9	10	28	3.00





P-3 VOLLEYBALL • Match players ranking

2018 WCQT 2ND ROUND CAZOVA WOMEN CHAMPIONSHIP Preliminary Round Group D




Match: 3 **Date:** 7/26/2017 **Spectators:** 100
City: Kingston
Hall: National Indoor Centre
Match duration: **Start:** 18:56 **End:** 20:05 **Total:** 1:09

Teams	Sets	1	2	3	4	5	Total
TTO	3	25	25	25			75
GDP	0	8	17	14			39
Set duration		0:17	0:24	0:22			1:03

TTO • Trinidad & Tobago

Rk	No	Name	Aces	Faults	Serve Hits	Total Attempts	Note
1	3	Thompson Channon	8	2	9	19	2.67
2	16	Esdelle Krystle	3	3	9	15	1.00
3	4	Pierre Delicia	2	-	3	5	0.67
4	9	STEELE NYA	1	-	1	2	0.33
4	6	Jack Sinead	1	1	8	10	0.33
4	8	Ramdin Darlene	1	2	8	11	0.33
-	7	Davidson Malika	-	-	-	-	
-	11	Olton Afesha	-	-	-	-	
-	14	Wallace Rejeanne	-	-	-	-	
-	19	Sutherland Kerdisha	-	-	1	1	
-	2	Ross Jalicia	-	1	6	7	
-	12	Forde Renele	-	1	2	3	
Others			-	-	-	-	
Total Team			16	10	47	73	5.33




Serve

Avg. by set

Team	Opponent errors & Team faults	Aces	Faults	Total Attempts
		19	6	25


Rk	No	Name	Digs	Faults	Receptions	Total Attempts	Note
1	16	Esdelle Krystle	10	-	4	14	3.33
2	3	Thompson Channon	9	1	3	13	3.00
3	8	Ramdin Darlene	6	2	6	14	2.00
4	11	Olton Afesha	5	-	5	10	1.67
5	2	Ross Jalicia	3	-	-	3	1.00
6	9	STEELE NYA	2	1	4	7	0.67
7	4	Pierre Delicia	1	-	-	1	0.33
-	7	Davidson Malika	-	-	-	-	
-	14	Wallace Rejeanne	-	-	-	-	
-	19	Sutherland Kerdisha	-	-	-	-	
-	12	Forde Renele	-	1	6	7	
-	6	Jack Sinead	-	1	-	1	
Others			-	-	-	-	
Total Team			36	6	28	70	12.00



Dig

Avg. by set





P-3 VOLLEYBALL • Match players ranking

2018 WCQT 2ND ROUND CAZOVA WOMEN CHAMPIONSHIP
Preliminary Round Group D



Match: 3 **Date:** 7/26/2017 **Spectators:** 100
City: Kingston
Hall: National Indoor Centre
Match duration: **Start:** 18:56 **End:** 20:05 **Total:** 1:09

Teams	Sets	1	2	3	4	5	Total
TTO	3	25	25	25			75
GDP	0	8	17	14			39
Set duration		0:17	0:24	0:22			1:03

TTO • Trinidad & Tobago

Rk	No	Name	Running Sets	Faults	Still Sets	Total Attempts	Note
1	12	Forde Renele	18	-	14	32	6.00
2	9	STEELE NYA	12	-	4	16	4.00
3	2	Ross Jاليا	2	-	-	2	0.67
3	11	Olton Afesha	2	-	-	2	0.67
-	3	Thompson Channon	-	-	-	-	
-	4	Pierre Delicia	-	-	-	-	
-	6	Jack Sinead	-	-	-	-	
-	7	Davidson Malika	-	-	-	-	
-	8	Ramdin Darlene	-	-	-	-	
-	14	Wallace Rejeanne	-	-	-	-	
-	16	Esdelle Krystle	-	-	-	-	
-	19	Sutherland Kerdisha	-	-	-	-	
Others			-	-	-	-	
Total Team			34	-	18	52	11.33

Set


Avg. by set

Rk	No	Name	Excellents	Faults	Serve Receptions	Total Attempts	Note
1	11	Olton Afesha	9	-	2	11	81.82
2	3	Thompson Channon	6	-	3	9	66.67
3	8	Ramdin Darlene	2	-	5	7	28.57
-	4	Pierre Delicia	3	-	-	3	
-	2	Ross Jاليا	-	-	-	-	
-	6	Jack Sinead	-	-	-	-	
-	7	Davidson Malika	-	-	-	-	
-	9	STEELE NYA	-	-	-	-	
-	12	Forde Renele	-	-	-	-	
-	14	Wallace Rejeanne	-	-	-	-	
-	16	Esdelle Krystle	-	-	-	-	
-	19	Sutherland Kerdisha	-	-	-	-	
Others			-	-	-	-	
Total Team			20	-	10	30	66.67

Reception

Eff. %
Limit: 20.00%





P-3 VOLLEYBALL • Match players ranking


2018 WCQT 2ND ROUND CAZOVA WOMEN CHAMPIONSHIP Preliminary Round Group D



Match: 3 **Date:** 7/26/2017 **Spectators:** 100
City: Kingston
Hall: National Indoor Centre
Match duration: **Start:** 18:56 **End:** 20:05 **Total:** 1:09

Teams	Sets	1	2	3	4	5	Total
TTO	3	25	25	25			75
GDP	0	8	17	14			39
Set duration		0:17	0:24	0:22			1:03


GDP • Guadeloupe



Spike

Succ. %
Limit: 15.00%

Rk	No	Name	Spikes	Faults	Shots	Total Attempts	Note
1	12	Figere-Turiaf Leslie	5	4	14	23	21.74
2	8	Stephen Delphine	1	5	4	10	10.00
-	7	Mauricette Amandine	2	-	6	8	
-	13	Lanimarac Sherley	1	1	3	5	
-	11	Ramier Sandra	2	2	-	4	
-	6	Disa Julie	1	-	1	2	
-	4	Aucan Beatrice	1	-	-	1	
-	5	Hatchi Vanessa	-	-	1	1	
-	15	Bernard-Fayolle Meliza	1	-	-	1	
-	3	Minfir Misha	-	-	-	-	
-	14	Ruraire Celia	-	-	-	-	
-	16	Pitard Doris	-	-	-	-	
Others			-	-	-	-	
Total Team			14	12	29	55	25.45




Block

Avg. by set

Rk	No	Name	Kill Blocks	Faults	Rebounds	Total Attempts	Note
1	11	Ramier Sandra	6	1	9	16	2.00
-	3	Minfir Misha	-	-	1	1	
-	5	Hatchi Vanessa	-	-	-	-	
-	6	Disa Julie	-	-	1	1	
-	8	Stephen Delphine	-	-	-	-	
-	12	Figere-Turiaf Leslie	-	-	2	2	
-	14	Ruraire Celia	-	-	-	-	
-	15	Bernard-Fayolle Meliza	-	-	2	2	
-	16	Pitard Doris	-	-	-	-	
-	13	Lanimarac Sherley	-	1	3	4	
-	4	Aucan Beatrice	-	1	1	2	
-	7	Mauricette Amandine	-	1	1	2	
Others			-	-	-	-	
Total Team			6	4	20	30	2.00





P-3 VOLLEYBALL • Match players ranking

2018 WCQT 2ND ROUND CAZOVA WOMEN CHAMPIONSHIP
Preliminary Round Group D



Match: 3 **Date:** 7/26/2017 **Spectators:** 100
City: Kingston
Hall: National Indoor Centre
Match duration: **Start:** 18:56 **End:** 20:05 **Total:** 1:09

Teams	Sets	1	2	3	4	5	Total
TTO	3	25	25	25			75
GDP	0	8	17	14			39
Set duration		0:17	0:24	0:22			1:03

GDP • Guadeloupe

Rk	No	Name	Aces	Faults	Serve Hits	Total Attempts	Note
1	7	Mauricette Amandine	1	2	4	7	0.33
-	3	Minfir Misha	-	-	1	1	
-	4	Aucan Beatrice	-	-	4	4	
-	8	Stephen Delphine	-	-	4	4	
-	13	Lanimarac Sherley	-	-	3	3	
-	14	Ruraire Celia	-	-	-	-	
-	16	Pitard Doris	-	-	-	-	
-	12	Figere-Turiaf Leslie	-	1	8	9	
-	6	Disa Julie	-	1	2	3	
-	11	Ramier Sandra	-	3	3	6	
-	15	Bernard-Fayolle Meliza	-	1	1	2	
-	5	Hatchi Vanessa	-	1	-	1	
Others			-	-	-	-	
Total Team			1	9	30	40	0.33

Serve

Avg. by set


Team	Opponent errors & Team faults	Aces	Faults	Total Attempts	Note
		18	8	26	

Rk	No	Name	Digs	Faults	Receptions	Total Attempts	Note
1	12	Figere-Turiaf Leslie	6	4	5	15	2.00
1	16	Pitard Doris	6	5	7	18	2.00
3	7	Mauricette Amandine	4	4	5	13	1.33
4	4	Aucan Beatrice	3	4	13	20	1.00
4	8	Stephen Delphine	3	6	4	13	1.00
6	13	Lanimarac Sherley	1	-	1	2	0.33
-	3	Minfir Misha	-	-	1	1	
-	5	Hatchi Vanessa	-	-	1	1	
-	14	Ruraire Celia	-	-	-	-	
-	15	Bernard-Fayolle Meliza	-	-	-	-	
-	6	Disa Julie	-	1	5	6	
-	11	Ramier Sandra	-	2	-	2	
Others			-	-	-	-	
Total Team			23	26	42	91	7.67

Dig

Avg. by set





P-3 VOLLEYBALL • Match players ranking

2018 WCQT 2ND ROUND CAZOVA WOMEN CHAMPIONSHIP
Preliminary Round Group D



Match: 3 **Date:** 7/26/2017 **Spectators:** 100
City: Kingston
Hall: National Indoor Centre
Match duration: **Start:** 18:56 **End:** 20:05 **Total:** 1:09

Teams	Sets	1	2	3	4	5	Total
TTO	3	25	25	25			75
GDP	0	8	17	14			39
Set duration		0:17	0:24	0:22			1:03

GDP • Guadeloupe

Rk	No	Name	Running Sets	Faults	Still Sets	Total Attempts	Note
1	4	Aucan Beatrice	27	2	13	42	9.00
2	16	Pitard Doris	2	-	-	2	0.67
3	3	Minfir Misha	1	-	2	3	0.33
3	11	Ramier Sandra	1	1	-	2	0.33
-	5	Hatchi Vanessa	-	-	-	-	
-	6	Disa Julie	-	-	-	-	
-	7	Mauricette Amandine	-	-	-	-	
-	8	Stephen Delphine	-	-	-	-	
-	12	Figere-Turiaf Leslie	-	-	-	-	
-	13	Lanimarac Sherley	-	-	-	-	
-	14	Ruraire Celia	-	-	-	-	
-	15	Bernard-Fayolle Meliza	-	-	-	-	
Others			-	-	-	-	
Total Team			31	3	15	49	10.33

Set

Avg. by set

Rk	No	Name	Excellents	Faults	Serve Receptions	Total Attempts	Note
1	7	Mauricette Amandine	8	2	5	15	40.00
2	16	Pitard Doris	9	6	10	25	12.00
-	8	Stephen Delphine	7	2	2	11	
-	4	Aucan Beatrice	-	-	1	1	
-	3	Minfir Misha	-	-	-	-	
-	5	Hatchi Vanessa	-	-	-	-	
-	11	Ramier Sandra	-	-	-	-	
-	12	Figere-Turiaf Leslie	-	-	-	-	
-	13	Lanimarac Sherley	-	-	-	-	
-	14	Ruraire Celia	-	-	-	-	
-	15	Bernard-Fayolle Meliza	-	-	-	-	
-	6	Disa Julie	1	3	3	7	
Others			-	-	-	-	
Total Team			25	13	21	59	20.34

Reception

Eff. %
Limit: 20.00%

