



# WORLD CHAMPIONSHIP QUALIFICATION TOURNAMENT

---



Guadeloupe



Jamaica



Suriname



Turcs & Caicos

**Daily Bulletin** | **2**  
**30 October 2016**



## WORLD CHAMPIONSHIPS QUALIFICATION TOURNAMENT

### CAZOVA Men Group B Schedule

ROUND ROBIN						SET	Result per set (points)				
No.	Date	Time	Teams				1	2	3	4	5
1	29-Oct	19:00	SUR	vs	JAM	1-3	25-19	16-25	18-25	17-25	
2	30-Oct	11:00	TCI	vs	GDP	0-3	12-25	21-25	17-25		
3	30-Oct	17:00	JAM	vs	GDP	3-0	25-23	25-17	25-21		
4	30-Oct	20:30	SUR	vs	TCI	3-0	25-11	25-12	25-11		
5	31-Oct	17:00	JAM	vs	TCI						
6	31-Oct	20:00	SUR	vs	GDP						



FEDERATION  
INTERNATIONALE  
DE VOLLEYBALL



<b>O-1</b>	UNIFORM COLOURS Couleur de l'uniforme
------------	--

CITY: Ville:

DATE:  TIME: Heure:

REGISTERED COLOURS / Couleurs enregistrées :  
(ONLY SHIRT COLOUR - seulement la couleur du maillot)

GDP ▼	JAM ▼	SUR ▼	TCI ▼	▼	▼
-------	-------	-------	-------	---	---

POOL/PHASE: Groupe/Phase

1	White	Gold	White	White	-	-
2	Red	Black	Black	Blue	-	-
3	-	-	-	-	-	-

**MATCH SCHEDULE**  
Calendrier des matches

DATE:	No. Match	Team Equipe	
		A	B
29/Oct/2016	1	SUR	JAM
30/Oct/2016	2	TCI	GDP
30/Oct/2016	3	GDP	JAM
30/Oct/2016	4	SUR	TCI
31/Oct/2016	5	JAM	TCI
31/Oct/2016	6	SUR	GDP

**TEAMS CHOICE (1-2 OR 3)**  
Choix des équipes (1-2 ou 3)

1st CHOICE 1er Choix A		LIBERO UNIFORM	
A	B	A	B

**FIVB DECISION**  
Décision de la FIVB

A	B
Black	Gold
White	Red
White	Black
White	Blue
Gold	White
Black	Red



# P-4 VOLLEYBALL • Collated results & ranking



Mens World Championship - 1st Round  
Results of Monday, October 31, 2016

## MATCH RESULTS

### Final Round

No	Date	Teams	Set	Result per set (points)					Total Points	Time	Spectators
				1	2	3	4	5			
1	10/29/2016	SUR - JAM	1-3	25-19	16-25	18-25	17-25		76- 94	1:31	400
2	10/30/2016	TCI - GDP	0-3	12-25	21-25	17-25			50- 75	1:31	350
3	10/30/2016	JAM - GDP	3-0	25-23	25-17	25-21			75- 61	1:11	400
4	10/30/2016	SUR - TCI	3-0	25-11	25-12	25-11			75- 34	1:11	300
5	10/31/2016	JAM - TCI									
6	10/31/2016	SUR - GDP									

## TEAM RANKING

### Final Round

Rk	Code	Team	Matches				Results Details						Points			Sets		
			Pts	T	W	L	3-0	3-1	3-2	2-3	1-3	0-3	W	L	Ratio	W	L	Ratio
1	JAM	JAMAICA	9	2	2	0	1	1	0	0	0	0	169	137	1.234	6	1	6.000
2	SUR	Suriname	6	2	1	1	1	0	0	0	1	0	151	128	1.180	4	3	1.333
3	GDP	Guadalope	5	2	1	1	1	0	0	0	0	1	136	125	1.088	3	3	1.000
4	TCI	Turks & Caicos Islands	0	2	0	2	0	0	0	0	0	2	84	150	0.560	0	6	

## Scoring skills

## BEST PLAYERS

## Non scoring skills

Skill	Rk	Name	Team	Succ. %	Skill	Rk	Name	Team	Avg. by
<b>Spike</b> Limit: 15.00%	1	Vliet Antoine (OH)	SUR	60.00	<b>Dig</b>	1	Clarke Clifton(L)	JAM	5.57
	2	WEBB Ryck (OH)	JAM	58.54		2	KARAM	GDP	1.33
	3	Blake Mark (MB)	JAM	56.67		3	Ong A Fat Furgil (L)	SUR	1.00
<b>Block</b>	1	WATSON	GDP	0.83	<b>Set</b>	1	FEUILLARD MANUEL	GDP	7.17
	2	Fraser Clyde (MB)	SUR	0.71		2	McLean Andre (S)	JAM	6.43
	3	ISMAEL JANNICK	GDP	0.67		3	Foe-A-Man Casey (S)	SUR	4.86
<b>Serve</b>	1	FEUILLARD MANUEL	GDP	0.67	<b>Reception</b>	1	Clarke Clifton(L)	JAM	77.78
	2	WATSON	GDP	0.50		2	Ong A Fat Furgil (L)	SUR	57.89
	3	WEBB Ryck (OH)	JAM	0.43		3	WEBB Ryck (OH)	JAM	54.00



# P-2 VOLLEYBALL • Match result



Mens World Championship - 1st Round  
Final Round

**Match:** 1   **Date:** 10/29/2016   **Spectators:** 0  
**City:** Paramaribo  
**Hall:** NIS  
**Match duration:** Start: 19:00 End: 20:31 Total: 1:31

Teams	Sets	1	2	3	4	5	Total
<b>SUR</b>	<b>1</b>	25	16	18	17		76
<b>JAM</b>	<b>3</b>	19	25	25	25		94
<b>Set duration</b>		0:24	0:24	0:22	0:21		1:31

**Referees:** Bryan Charles (TTO) & Kim Sang Marshall (SUR)

SUR • Suriname		1	2	3	4	5	Pts
1	Brunings Dion (S)	☐	☐	☐	☐	☐	
2	Flu Marc (MB)	☐	☐	☐	☐	☐	9
3	Tammenga Jonah (OP)	☐	☐	☐	☐	☐	
4	L Ong A Fat Furgil (L)	L	L	L	L	L	
5	Susana Romario (MB)	☐	☐	☐	☐	☐	2
6	Pinas David (OH)	☐	☐	☐	☐	☐	
7	Sporkslede Keven (OH)	☐	☐	☐	☐	☐	5
8	Vliet Antoine (OH)	☐	☐	☐	☐	☐	12
9	Breinburg Zefanio (OP)	☐	☐	☐	☐	☐	9
10	Fraser Clyde (MB)	☐	☐	☐	☐	☐	3
11	Mahabali Leonel (OH)	☐	☐	☐	☐	☐	
12	Foe-A-Man Casey (S)	☐	☐	☐	☐	☐	1

**Coach:** Verdy Getrouw  
**Assistant:** Faisel Molijn

JAM • JAMAICA		1	2	3	4	5	Pts
1	L Clarke Clifton(L)	L	L	L	L	L	
4	WEBB Ryck (OH)	☐	☐	☐	☐	☐	12
6	BROWN Dellan (MB)	☐	☐	☐	☐	☐	16
7	Nelson Dennis (OH)	☐	☐	☐	☐	☐	4
12	McLean Andre (S)	☐	☐	☐	☐	☐	2
13	MORGAN Delford (OH)	☐	☐	☐	☐	☐	7
15	Walters Christopher (S)	☐	☐	☐	☐	☐	12
16	Blake Mark (MB)	☐	☐	☐	☐	☐	11
18	Lewis Mark (OP)	☐	☐	☐	☐	☐	

**Coach:** Gatasheu Bonner  
**Assistant:**

## TEAMS AND PLAYERS PERFORMANCES

Won Pts	Total Atts	No Name	Scoring Skills	Won Pts	Total Atts	No Name
32	73	<b>Total Team</b>		52	82	<b>Total Team</b>
9	12	2 Flu Marc (MB)	<b>Spike</b>	11	17	6 BROWN Dellan (MB)
9	17	8 Vliet Antoine (OH)		11	16	4 WEBB Ryck (OH)
6	33	<b>Total Team</b>	<b>Block</b>	8	39	<b>Total Team</b>
3	11	10 Fraser Clyde (MB)		3	12	6 BROWN Dellan (MB)
1	2	7 Sporkslede Keven (OH)	<b>Serve</b>	2	7	15 Walters Christopher (S)
3	77	<b>Total Team</b>		4	93	<b>Total Team</b>
2	16	8 Vliet Antoine (OH)	<b>Opp. error</b>	2	11	6 BROWN Dellan (MB)
1	6	9 Breinburg Zefanio (OP)		1	19	15 Walters Christopher (S)
35		<b>Total Team</b>	<b>Total</b>	30		<b>Total Team</b>
76	183	<b>Total Team</b>		94	214	<b>Total Team</b>
12	36	8 Vliet Antoine (OH)	<b>Best Scorer</b>	16	40	6 BROWN Dellan (MB)
3	73	<b>Total Team</b>	<b>Non scoring Skills</b>	15	71	<b>Total Team</b>
2	4	2 Flu Marc (MB)	<b>Dig</b>	8	17	1 Clarke Clifton(L)
1	14	7 Sporkslede Keven (OH)		3	12	13 MORGAN Delford (OH)
30	73	<b>Total Team</b>	<b>Set</b>	31	76	<b>Total Team</b>
19	46	12 Foe-A-Man Casey (S)		31	74	12 McLean Andre (S)
39	77	<b>Total Team</b>	<b>Reception</b>	41	64	<b>Total Team</b>
16	26	4 Ong A Fat Furgil (L)	Success - Faults	16	16	1 Clarke Clifton(L)
14	29	7 Sporkslede Keven (OH)	# Attempts	18	32	4 WEBB Ryck (OH)

■ Starting line-up   Pts = Points scored   [nn] = Captain  
 ☐ Substitute   Atts = Attempts   L = Libero  
 Opp = Opponent



# P-2 VOLLEYBALL • Match result



Mens World Championship - 1st Round  
Final Round

**Match:** 2   **Date:** 10/30/2016   **Spectators:** 0  
**City:** Paramaribo  
**Hall:** NIS  
**Match duration:** Start: 11:00 End: 12:31 Total: 1:31

Teams	Sets	1	2	3	4	5	Total
<b>TCI</b>	<b>0</b>	12	21	17			50
<b>GDP</b>	<b>3</b>	25	25	25			75
<b>Set duration</b>		0:17	0:23	0:22			1:02

**Referees:** Chantal Karsters (SUR) & Kim Sang Marshall (SUR)

TCI • Turks & Caicos Islands		1	2	3	4	5	Pts
1	Suckrajh Leonard <OH>	□	■	■			1
2	John Sabuton <MB>	■	■	■			7
3	Jervis Verwyn <S>	■	■	■			1
4	Gordon Lancelot <OH>	■	■	■			6
5	Hiralall Herbert (OH)				□		
6	Cox Edner <MB>			□			
7	Clarke Tanikko <OH>	■			□		
8	Jervis Vaurice <OH>						
9	Gardiner Isaiah (OP)	■	■	■			6
10	Clayton Daniel <S>	■	■	■			1
11	Sutton Jordanno <MB>				□	□	

**Coach:** DONNOVAN GARVEY (TCI)  
**Assistant:**

GDP • Guadalupe		1	2	3	4	5	Pts
1	ROUYAR JEAN-MARC (MB)					■	6
2	FEUILLARD MANUEL (S)	■	■	■			5
3	L KARAM FRANTZ-OLIVIER (L)	L	L	L			
4	BEAUGENDRE LUCAS (OH)			□	□		
6	ISMAEL JANNICK (MB)	■	■	■			11
8	WATSON ALEXANDRE (MB)	■	■	■			10
9	COUCHY LOIC (OP)	■	■				7
10	JEAN-MARIE MICHAEL (OH)	■	■	■			7
11	FORTUNE KENNY (OH)			□	■		5
14	SOPHIYAIR RONY (OP)	■	■	■			8

**Coach:** ISMAEL OLIVIER  
**Assistant:** FEUILLARD TONY

## TEAMS AND PLAYERS PERFORMANCES

Won Pts	Total Atts	No Name
<b>17</b>	<b>51</b>	<b>Total Team</b>
6	18	9 Gardiner Isaiah (OP)
5	11	2 John Sabuton <MB>
<b>3</b>	<b>19</b>	<b>Total Team</b>
2	8	4 Gordon Lancelot <OH>
1	7	2 John Sabuton <MB>
<b>2</b>	<b>50</b>	<b>Total Team</b>
1	8	2 John Sabuton <MB>
1	8	4 Gordon Lancelot <OH>
<b>27</b>		<b>Total Team</b>
<b>50</b>	<b>120</b>	<b>Total Team</b>

Scoring Skills
<b>Spike</b>
<b>Block</b>
<b>Serve</b>
<b>Opp. error</b>
<b>Total</b>

Won Pts	Total Atts	No Name
<b>42</b>	<b>66</b>	<b>Total Team</b>
8	17	14 SOPHIYAIR RONY (OP)
7	8	6 ISMAEL JANNICK (MB)
<b>6</b>	<b>23</b>	<b>Total Team</b>
2	2	6 ISMAEL JANNICK (MB)
2	6	8 WATSON ALEXANDRE
<b>11</b>	<b>73</b>	<b>Total Team</b>
3	12	2 FEUILLARD MANUEL (S)
3	8	8 WATSON ALEXANDRE
<b>16</b>		<b>Total Team</b>
<b>75</b>	<b>162</b>	<b>Total Team</b>

7	26	2 John Sabuton <MB>
---	----	---------------------

Best Scorer		
11	25	6 ISMAEL JANNICK (MB)

11	25	6 ISMAEL JANNICK (MB)
----	----	-----------------------

Excellent	Total Atts	No Name
<b>2</b>	<b>69</b>	<b>Total Team</b>
1	19	2 John Sabuton <MB>
1	9	1 Suckrajh Leonard <OH>
<b>1</b>	<b>41</b>	<b>Total Team</b>
1	41	3 Jervis Verwyn <S>
<b>10</b>	<b>63</b>	<b>Total Team</b>
2	13	2 John Sabuton <MB>

Non scoring Skills
<b>Dig</b>
<b>Set</b>
<b>Reception</b>
Success - Faults
# Attempts

Excellent	Total Atts	No Name
<b>12</b>	<b>43</b>	<b>Total Team</b>
4	11	3 KARAM FRANTZ-OLIVIER
2	7	14 SOPHIYAIR RONY (OP)
<b>29</b>	<b>66</b>	<b>Total Team</b>
29	66	2 FEUILLARD MANUEL (S)
<b>21</b>	<b>48</b>	<b>Total Team</b>
9	17	10 JEAN-MARIE MICHAEL
6	16	3 KARAM FRANTZ-OLIVIER

■ Starting line-up   Pts = Points scored   [nn] = Captain  
□ Substitute   Atts = Attempts   L = Libero  
Opp = Opponent



# P-2 VOLLEYBALL • Match result



Mens World Championship - 1st Round  
Final Round

**Match:** 3 **Date:** 10/30/2016 **Spectators:** 0  
**City:** Paramaribo  
**Hall:** NIS  
**Match duration:** Start: 6:00 End: 7:11 Total: 1:11

Teams	Sets	1	2	3	4	5	Total
<b>JAM</b>	<b>3</b>	25	25	25			75
<b>GDP</b>	<b>0</b>	23	17	21			61
<b>Set duration</b>		0:25	0:19	0:21			1:05

**Referees:** Brian Charles (TTO) & Chantal Karsters (SUR)

JAM • JAMAICA		1	2	3	4	5	Pts
1	L Clarke Clifton(L)		L	L	L		
4	WEBB Ryck (OH)	■	■	■			16
6	BROWN Dellan (MB)	■	■	■			3
7	Nelson Dennis (OH)	■	□				
12	McLean Andre (S)	■	■	■			4
13	MORGAN Delford (OH)	■	■	■			2
15	Walters Christopher (S)	□	■	■			4
16	Blake Mark (MB)	■	■	■			9
18	Lewis Mark (OP)	□					2

**Coach:** Gatasheu Bonner  
**Assistant:**

GDP • Guadalope		1	2	3	4	5	Pts
1	ROUYAR JEAN-MARC (MB)	■	■				3
2	FEUILLARD MANUEL (S)	■	■	■			2
3	L KARAM FRANTZ-OLIVIER (L)	L	L	L			
4	BEAUGENDRE LUCAS (OH)	□		□			
6	ISMAEL JANNICK (MB)			■			3
8	WATSON ALEXANDRE (MB)	■	■	■			7
9	COUCHY LOIC (OP)	■	■	■			10
10	JEAN-MARIE MICHAEL (OH)	■	■	■			3
11	FORTUNE KENNY (OH)			■			2
14	SOPHIYAIR RONY (OP)	■	□	■			9

**Coach:** ISMAEL OLIVIER  
**Assistant:** FEUILLARD TONY

## TEAMS AND PLAYERS PERFORMANCES

Won Pts	Total Atts	No Name	Scoring Skills	Won Pts	Total Atts	No Name
<b>31</b>	<b>63</b>	<b>Total Team</b>		<b>28</b>	<b>64</b>	<b>Total Team</b>
13	25	4 WEBB Ryck (OH)	<b>Spike</b>	9	17	14 SOPHIYAIR RONY (OP)
7	15	16 Blake Mark (MB)		8	15	9 COUCHY LOIC (OP)
<b>6</b>	<b>29</b>	<b>Total Team</b>	<b>Block</b>	<b>9</b>	<b>34</b>	<b>Total Team</b>
2	6	12 McLean Andre (S)		3	9	8 WATSON ALEXANDRE
2	6	16 Blake Mark (MB)		2	5	6 ISMAEL JANNICK (MB)
<b>3</b>	<b>71</b>	<b>Total Team</b>	<b>Serve</b>	<b>2</b>	<b>63</b>	<b>Total Team</b>
2	15	4 WEBB Ryck (OH)		1	12	2 FEUILLARD MANUEL (S)
1	13	13 MORGAN Delford (OH)		1	10	9 COUCHY LOIC (OP)
<b>35</b>		<b>Total Team</b>	<b>Opp. error</b>	<b>22</b>		<b>Total Team</b>
<b>75</b>	<b>163</b>	<b>Total Team</b>	<b>Total</b>	<b>61</b>	<b>161</b>	<b>Total Team</b>
16	46	4 WEBB Ryck (OH)	<b>Best Scorer</b>	10	29	9 COUCHY LOIC (OP)
Excellent	Total Atts	No Name	Non scoring Skills	Excellent	Total Atts	No Name
<b>6</b>	<b>55</b>	<b>Total Team</b>		<b>6</b>	<b>49</b>	<b>Total Team</b>
3	11	1 Clarke Clifton(L)	<b>Dig</b>	4	14	3 KARAM FRANTZ-OLIVIER
1	12	13 MORGAN Delford (OH)		1	1	8 WATSON ALEXANDRE
<b>14</b>	<b>59</b>	<b>Total Team</b>	<b>Set</b>	<b>14</b>	<b>67</b>	<b>Total Team</b>
14	58	12 McLean Andre (S)		14	67	2 FEUILLARD MANUEL (S)
<b>34</b>	<b>54</b>	<b>Total Team</b>	<b>Reception</b>	<b>36</b>	<b>60</b>	<b>Total Team</b>
13	20	1 Clarke Clifton(L)	Success - Faults	11	13	4 BEAUGENDRE LUCAS
10	18	4 WEBB Ryck (OH)	# Attempts	10	17	10 JEAN-MARIE MICHAEL

■ Starting line-up Pts = Points scored [nn] = Captain  
□ Substitute Atts = Attempts L = Libero  
Opp = Opponent



# P-2 VOLLEYBALL • Match result



Mens World Championship - 1st Round  
Final Round

**Match:** 4   **Date:** 10/30/2016   **Spectators:** 300  
**City:** Paramaribo  
**Hall:** NIS  
**Match duration:** Start: 20:30 End: 21:41 Total: 1:11

Teams	Sets	1	2	3	4	5	Total
<b>SUR</b>	<b>3</b>	25	25	25			75
<b>TCI</b>	<b>0</b>	11	12	11			34
<b>Set duration</b>		0:19	0:25	0:21			1:05

**Referees:** P Labyllé & Kim Sang Marshall (SUR)

SUR • Suriname		1	2	3	4	5	Pts
1	Brunings Dion (S)	<input type="checkbox"/>	<input type="checkbox"/>	<input type="checkbox"/>			1
2	Flu Marc (MB)	<input checked="" type="checkbox"/>	<input checked="" type="checkbox"/>	<input checked="" type="checkbox"/>			7
3	Tammenga Jonah (OP)		<input type="checkbox"/>	<input type="checkbox"/>			1
4	L Ong A Fat Furgil (L)	L	L	L			
5	Susana Romario (MB)	<input type="checkbox"/>	<input type="checkbox"/>				2
6	Pinas David (OH)	<input type="checkbox"/>	<input type="checkbox"/>	<input type="checkbox"/>			
7	Sporkslede Keven (OH)	<input checked="" type="checkbox"/>	<input checked="" type="checkbox"/>	<input checked="" type="checkbox"/>			9
8	Vliet Antoine (OH)	<input checked="" type="checkbox"/>	<input checked="" type="checkbox"/>	<input checked="" type="checkbox"/>			6
9	Breinburg Zefanio (OP)	<input checked="" type="checkbox"/>	<input checked="" type="checkbox"/>	<input checked="" type="checkbox"/>			8
10	Fraser Clyde (MB)	<input checked="" type="checkbox"/>	<input checked="" type="checkbox"/>	<input checked="" type="checkbox"/>			6
11	Mahabali Leonel (OH)			<input type="checkbox"/>			1
12	Foe-A-Man Casey (S)	<input checked="" type="checkbox"/>	<input checked="" type="checkbox"/>	<input checked="" type="checkbox"/>			3

TCI • Turks & Caicos Islands		1	2	3	4	5	Pts
1	Suckrajh Leonard <OH>	<input checked="" type="checkbox"/>	<input checked="" type="checkbox"/>	<input checked="" type="checkbox"/>			2
2	John Sabuton <MB>	<input checked="" type="checkbox"/>	<input checked="" type="checkbox"/>	<input checked="" type="checkbox"/>			
3	Jervis Verwyn <S>	<input checked="" type="checkbox"/>	<input checked="" type="checkbox"/>	<input checked="" type="checkbox"/>			
4	Gordon Lancelot <OH>	<input checked="" type="checkbox"/>	<input checked="" type="checkbox"/>	<input checked="" type="checkbox"/>			1
5	Hiralall Herbert (OH)	<input type="checkbox"/>	<input type="checkbox"/>	<input type="checkbox"/>			
6	Cox Edner <MB>		<input type="checkbox"/>	<input type="checkbox"/>			
7	Clarke Tanikko <OH>	<input type="checkbox"/>	<input type="checkbox"/>	<input type="checkbox"/>			
8	Jervis Vaurice <OH>						
9	Gardiner Isaiah (OP)	<input checked="" type="checkbox"/>	<input checked="" type="checkbox"/>	<input checked="" type="checkbox"/>			7
10	Clayton Daniel <S>		<input checked="" type="checkbox"/>	<input checked="" type="checkbox"/>			
11	Sutton Jordanno <MB>	<input checked="" type="checkbox"/>					

**Coach:** Verdy Getrouw  
**Assistant:** Faisel Molijn

**Coach:** DONNOVAN GARVEY (TCI)  
**Assistant:**

## TEAMS AND PLAYERS PERFORMANCES

Won Pts	Total Atts	No Name
<b>32</b>	<b>57</b>	<b>Total Team</b>
7	14	9 Breinburg Zefanio (OP)
6	8	8 Vliet Antoine (OH)
<b>5</b>	<b>24</b>	<b>Total Team</b>
2	3	7 Sporkslede Keven (OH)
2	5	10 Fraser Clyde (MB)
<b>7</b>	<b>72</b>	<b>Total Team</b>
2	12	2 Flu Marc (MB)
1	17	10 Fraser Clyde (MB)
<b>31</b>		<b>Total Team</b>
<b>75</b>	<b>153</b>	<b>Total Team</b>

Scoring Skills
<b>Spike</b>
<b>Block</b>
<b>Serve</b>
<b>Opp. error</b>
<b>Total</b>

Won Pts	Total Atts	No Name
<b>8</b>	<b>71</b>	<b>Total Team</b>
6	25	9 Gardiner Isaiah (OP)
1	19	4 Gordon Lancelot <OH>
<b>1</b>	<b>14</b>	<b>Total Team</b>
1	2	9 Gardiner Isaiah (OP)
<b>1</b>	<b>36</b>	<b>Total Team</b>
1	6	1 Suckrajh Leonard <OH>
<b>24</b>		<b>Total Team</b>
<b>34</b>	<b>121</b>	<b>Total Team</b>

9	25	7 Sporkslede Keven (OH)
---	----	-------------------------

<b>Best Scorer</b>
--------------------

7	31	9 Gardiner Isaiah (OP)
---	----	------------------------

Excellent	Total Atts	No Name
<b>17</b>	<b>60</b>	<b>Total Team</b>
7	16	4 Ong A Fat Furgil (L)
4	10	9 Breinburg Zefanio (OP)
<b>26</b>	<b>52</b>	<b>Total Team</b>
15	28	12 Foe-A-Man Casey (S)
<b>22</b>	<b>29</b>	<b>Total Team</b>
7	8	7 Sporkslede Keven (OH)
8	12	4 Ong A Fat Furgil (L)

Non scoring Skills
<b>Dig</b>
<b>Set</b>
<b>Reception</b>
Success - Faults
# Attempts

Excellent	Total Atts	No Name
<b>6</b>	<b>89</b>	<b>Total Team</b>
2	14	2 John Sabuton <MB>
2	20	4 Gordon Lancelot <OH>
<b>15</b>	<b>52</b>	<b>Total Team</b>
14	50	3 Jervis Verwyn <S>
<b>29</b>	<b>65</b>	<b>Total Team</b>
12	16	1 Suckrajh Leonard <OH>
7	25	4 Gordon Lancelot <OH>

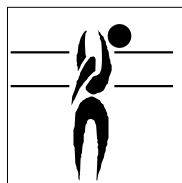
Starting line-up   Pts = Points scored    = Captain  
 Substitute   Atts = Attempts   L = Libero  
 Opp = Opponent






# P-5 VOLLEYBALL • Players ranking by skills

## Mens World Championship - 1st Round



## Best Scorers

Rk	No	Name	Team	Spike	Block	Serve	Total
1	4	WEBB Ryck (OH)	JAM	24	1	3	28
2	16	Blake Mark (MB)	JAM	17	3	0	20
3	6	BROWN Dellan (MB)	JAM	13	4	2	19
4	8	Vliet Antoine (OH)	SUR	15	1	2	18
5	14	SOPHIYAIR RONY (OP)	GDP	17	0	0	17
5	9	COUCHY LOIC (OP)	GDP	14	1	2	17
5	8	WATSON ALEXANDRE (MB)	GDP	9	5	3	17
5	9	Breinburg Zefanio (OP)	SUR	14	1	2	17
9	15	Walters Christopher (S)	JAM	13	2	1	16
9	2	Flu Marc (MB)	SUR	13	1	2	16
11	6	ISMAEL JANNICK (MB)	GDP	8	4	2	14
11	7	Sporkslede Keven (OH)	SUR	10	3	1	14
13	9	Gardiner Isaiah (OP)	TCI	12	1	0	13
14	10	JEAN-MARIE MICHAEL (OH)	GDP	8	1	1	10
15	1	ROUYAR JEAN-MARC (MB)	GDP	6	2	1	9
15	13	MORGAN Delford (OH)	JAM	8	0	1	9
15	10	Fraser Clyde (MB)	SUR	3	5	1	9
18	11	FORTUNE KENNY (OH)	GDP	7	0	0	7
18	2	John Sabuton <MB>	TCI	5	1	1	7
18	4	Gordon Lancelot <OH>	TCI	4	2	1	7
18	2	FEUILLARD MANUEL (S)	GDP	1	2	4	7
22	12	McLean Andre (S)	JAM	3	3	0	6
23	5	Susana Romario (MB)	SUR	4	0	0	4
23	7	Nelson Dennis (OH)	JAM	3	1	0	4
23	12	Foe-A-Man Casey (S)	SUR	3	0	1	4
26	1	Suckrajh Leonard <OH>	TCI	2	0	1	3
27	18	Lewis Mark (OP)	JAM	2	0	0	2
28	3	Jervis Verwyn <S>	TCI	1	0	0	1
28	10	Clayton Daniel <S>	TCI	1	0	0	1
28	1	Brunings Dion (S)	SUR	1	0	0	1
28	3	Tammenga Jonah (OP)	SUR	1	0	0	1
28	11	Mahabali Leonel (OH)	SUR	0	0	1	1
33	5	Hiralall Herbert (OH)	TCI	0	0	0	0
33	6	Cox Edner <MB>	TCI	0	0	0	0
33	7	Clarke Tanikko <OH>	TCI	0	0	0	0
33	8	Jervis Vaurice <OH>	TCI	0	0	0	0
33	11	Sutton Jordanno <MB>	TCI	0	0	0	0
33	3	KARAM FRANTZ-OLIVIER (L)	GDP	0	0	0	0
33	4	BEAUGENDRE LUCAS (OH)	GDP	0	0	0	0
33	1	Clarke Clifton(L)	JAM	0	0	0	0
33	4	Ong A Fat Furgil (L)	SUR	0	0	0	0
33	6	Pinas David (OH)	SUR	0	0	0	0
<b>Total tournament</b>				242	44	33	319



# P-5 VOLLEYBALL • Players ranking by skills

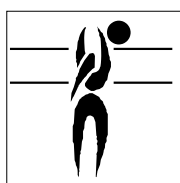
## Mens World Championship - 1st Round



### Best Spikers

Limit: 15.00%

Rk	No	Name	Team	Spikes	Faults	Shots	Total Attempts	Succ. %
1	8	Vliet Antoine (OH)	SUR	15	4	6	25	60.00
2	4	WEBB Ryck (OH)	JAM	24	11	6	41	58.54
3	16	Blake Mark (MB)	JAM	17	4	9	30	56.67
4	6	BROWN Dellan (MB)	JAM	13	5	6	24	54.17
5	9	Breinburg Zefanio (OP)	SUR	14	4	8	26	53.85
6	14	SOPHIYAIR RONY (OP)	GDP	17	8	9	34	50.00
7	9	COUCHY LOIC (OP)	GDP	14	6	10	30	46.67
8	7	Sporkslede Keven (OH)	SUR	10	9	11	30	33.33
9	9	Gardiner Isaiah (OP)	TCI	12	7	24	43	27.91
10	4	Gordon Lancelot <OH>	TCI	4	7	20	31	12.90
<b>Total Tournament</b>				242	106	179	527	45.92




### Best Blockers

Rk	No	Name	Team	Kill Blocks	Faults	Rebounds	Total Attempts	Avg. by set
1	8	WATSON ALEXANDRE (MB)	GDP	5	5	5	15	0.83
2	10	Fraser Clyde (MB)	SUR	5	5	6	16	0.71
3	6	ISMAEL JANNICK (MB)	GDP	4	1	2	7	0.67
4	6	BROWN Dellan (MB)	JAM	4	3	9	16	0.57
5	7	Sporkslede Keven (OH)	SUR	3	-	2	5	0.43
6	12	McLean Andre (S)	JAM	3	2	7	12	0.43
7	16	Blake Mark (MB)	JAM	3	8	1	12	0.43
8	1	ROUYAR JEAN-MARC (MB)	GDP	2	2	3	7	0.33
9	4	Gordon Lancelot <OH>	TCI	2	4	2	8	0.33
10	2	FEUILLARD MANUEL (S)	GDP	2	5	1	8	0.33
<b>Total Tournament</b>				44	92	79	215	3.38



### Best Servers

Rk	No	Name	Team	Aces	Faults	Serve Hits	Total Attempts	Avg. by set
1	2	FEUILLARD MANUEL (S)	GDP	4	-	20	24	0.67
2	8	WATSON ALEXANDRE (MB)	GDP	3	1	12	16	0.50
3	4	WEBB Ryck (OH)	JAM	3	9	19	31	0.43
4	9	COUCHY LOIC (OP)	GDP	2	2	12	16	0.33
5	6	ISMAEL JANNICK (MB)	GDP	2	5	12	19	0.33
6	2	Flu Marc (MB)	SUR	2	2	24	28	0.29
7	6	BROWN Dellan (MB)	JAM	2	4	15	21	0.29
8	8	Vliet Antoine (OH)	SUR	2	5	16	23	0.29
9	9	Breinburg Zefanio (OP)	SUR	2	5	3	10	0.29
10	4	Gordon Lancelot <OH>	TCI	1	1	11	13	0.17
<b>Total Tournament</b>				33	76	426	535	2.54




## Best Diggers

Rk	No	Name	Team	Digs	Faults	Receptions	Total Attempts	Avg. by set
1	1	Clarke Clifton(L)	JAM	11	9	8	28	1.57
2	3	KARAM FRANTZ-OLIVIER (L)	GDP	8	8	9	25	1.33
3	4	Ong A Fat Furgil (L)	SUR	7	11	20	38	1.00
4	9	Breinburg Zefanio (OP)	SUR	4	4	7	15	0.57
5	13	MORGAN Delford (OH)	JAM	4	10	10	24	0.57
6	10	JEAN-MARIE MICHAEL (OH)	GDP	3	6	5	14	0.50
7	2	John Sabuton <MB>	TCI	3	16	14	33	0.50
8	8	Vliet Antoine (OH)	SUR	3	9	10	22	0.43
9	14	SOPHIYAIR RONY (OP)	GDP	2	5	8	15	0.33
10	4	Gordon Lancelot <OH>	TCI	2	17	13	32	0.33
<b>Total Tournament</b>				67	197	245	509	5.15



## Best Setters

Rk	No	Name	Team	Running Sets	Faults	Still Sets	Total Attempts	Avg. by set
1	2	FEUILLARD MANUEL (S)	GDP	43	10	80	133	7.17
2	12	McLean Andre (S)	JAM	45	4	83	132	6.43
3	12	Foe-A-Man Casey (S)	SUR	34	1	39	74	4.86
4	1	Brunings Dion (S)	SUR	22	3	24	49	3.14
5	3	Jervis Verwyn <S>	TCI	15	7	69	91	2.50
6	10	Clayton Daniel <S>	TCI	1	-	-	1	0.17
-	1	Clarke Clifton(L)	JAM	-	-	1	1	
-	1	Suckrajh Leonard <OH>	TCI	-	-	-	-	
-	1	ROUYAR JEAN-MARC (MB)	GDP	-	-	-	-	
-	2	Flu Marc (MB)	SUR	-	-	-	-	
<b>Total Tournament</b>				160	26	300	486	12.31



## Best Receivers



Limit: 20.00%

Rk	No	Name	Team	Excellents	Faults	Serve Receptions	Total Attempts	Eff. %
1	1	Clarke Clifton(L)	JAM	29	1	6	36	77.78
2	4	Ong A Fat Furgil (L)	SUR	24	2	12	38	57.89
3	4	WEBB Ryck (OH)	JAM	28	1	21	50	54.00
4	10	JEAN-MARIE MICHAEL (OH)	GDP	19	2	13	34	50.00
5	7	Sporkslede Keven (OH)	SUR	21	3	13	37	48.65
6	3	KARAM FRANTZ-OLIVIER (L)	GDP	15	1	19	35	40.00
7	4	Gordon Lancelot <OH>	TCI	8	5	25	38	7.89
-	1	Suckrajh Leonard <OH>	TCI	15	2	7	24	
-	8	Vliet Antoine (OH)	SUR	12	-	8	20	
-	2	John Sabuton <MB>	TCI	4	1	12	17	
<b>Total Tournament</b>				232	29	199	460	44.13



# P-5 VOLLEYBALL • Players ranking by skills

Mens World Championship - 1st Round



## Best Liberos

Rk	No	Name	Team	Excellents	Faults	In play	Total attempts	Succ. %
1	1	Clarke Clifton(L)	JAM	40	10	14	64	62.50
2	4	Ong A Fat Furgil (L)	SUR	31	13	32	76	40.79
3	3	KARAM FRANTZ-OLIVIER (L)	GDP	23	9	28	60	38.33



# P-6 VOLLEYBALL • Teams ranking by skills

## Mens World Championship - 1st Round



### Best Spikers

Limit: 15.00%

Rk	Team	Spikes	Faults	Shots	Total Attempts	Succ. %
1	JAM JAMAICA	83	28	34	145	57.24
2	GDP Guadalope	70	32	28	130	53.85
3	SUR Suriname	64	24	42	130	49.23
4	TCI Turks & Caicos Islands	25	22	75	122	20.49
<b>Total Tournament</b>		242	106	179	527	45.92




### Best Blockers

Rk	Team	Kill Blocks	Faults	Rebounds	Total Attempts	Avg. by set
1	GDP Guadalope	15	26	16	57	2.50
2	JAM JAMAICA	14	25	29	68	2.00
3	SUR Suriname	11	23	23	57	1.57
4	TCI Turks & Caicos Islands	4	18	11	33	0.67
<b>Total Tournament</b>		44	92	79	215	3.38




### Best Servers

Rk	Team	Aces	Faults	Serve Hits	Total Attempts	Avg. by set
1	GDP Guadalope	13	18	105	136	2.17
2	SUR Suriname	10	21	118	149	1.43
3	JAM JAMAICA	7	27	130	164	1.00
4	TCI Turks & Caicos Islands	3	10	73	86	0.50
<b>Total Tournament</b>		33	76	426	535	2.54



### Best Diggers

Rk	Team	Digs	Faults	Receptions	Total Attempts	Avg. by set
1	GDP Guadalope	18	27	47	92	3.00
1	JAM JAMAICA	21	48	57	126	3.00
3	SUR Suriname	20	49	64	133	2.86
4	TCI Turks & Caicos Islands	8	73	77	158	1.33
<b>Total Tournament</b>		67	197	245	509	5.15



# P-6 VOLLEYBALL • Teams ranking by skills

Mens World Championship - 1st Round



## Best Setters

Rk	Team	Running Sets	Faults	Still Sets	Total Attempts	Avg. by set
1	SUR Suriname	56	5	64	125	8.00
2	GDP Guadalope	43	10	80	133	7.17
3	JAM JAMAICA	45	4	86	135	6.43
4	TCI Turks & Caicos Islands	16	7	70	93	2.67
<b>Total Tournament</b>		160	26	300	486	12.31



## Best Receivers

Limit: 20.00%

Rk	Team	Excellents	Faults	Serve Receptions	Total Attempts	Eff. %
1	JAM JAMAICA	75	5	38	118	59.32
2	SUR Suriname	61	5	40	106	52.83
3	GDP Guadalope	57	4	47	108	49.07
4	TCI Turks & Caicos Islands	39	15	74	128	18.75
<b>Total Tournament</b>		232	29	199	460	44.13



## NEWSLETTER No.2 CASOVA MEN'S WCQT

PARAMARIBO, Suriname, October 30, 2016: Jamaica won both matches to be assured of a place in the second round CAZOVA zonal qualifying series for the 2018 FIVB Men's World Volleyball Championship at the Anthony Nesty Indoor Sports Hall.

Suriname and Guadeloupe both defeated Turks & Caicos and will clash tomorrow night in the final match of Group B straight round-robin first-round tournament for the second qualifying spot.

As a result of the late arrival of Guadeloupe, the "big" match was played first instead of last and the Jamaicans came from a set and 11-6 down in the second to upset their higher ranked hosts 19-25, 25-16, 25-18, 25-17.

Dellan Brown led the way for the winners, ranked sixth in CAZOVA, and was able assisted by Mark Blake (11), along with Christopher Walters and skipper Ryck Webb, who contributed 12 points, each.

Captain Antoine Vliet also scored 12 to be the only member of the 4<sup>th</sup>-ranked Surinamese to get into double figures in the 91-minute contest.

Jamaica came back in the night session to defeat Guadeloupe 25-23, 25-17, 25-21 in 65 minutes as the Webb completed dominated the scoreboard with 16 points.

Despite the fact that they were jet-lagged, Guadeloupe had opportunities in all three sets before fading when it mattered most.

The tenth-ranked team had started the day with a 25-12, 25-21, 25-17 triumph over Turks & Caicos in just over an hour in the morning session.

And the night ended with Suriname thrilling the home fans with a 25-11, 25-12, 25-11 drubbing as the 13<sup>th</sup>-ranked Turks & Caicos said goodbye to any chance of advancing to the next round.

The match lasted 65 minutes and contained the three most lop-sided sets of the tournament to date.

Jamaica will tackle Turks & Caicos before the do-or-die clash between Guadeloupe and Suriname to bring the curtain down on the tournament tomorrow night.