



# WORLD CHAMPIONSHIP QUALIFICATION TOURNAMENT

---



**Daily Bulletin**

**6 august 2016**

**2**



## WORLD CHAMPIONSHIPS QUALIFICATION TOURNAMENT

### CAZOVA Women Group A Schedule

| ROUND ROBIN |       |       |       |    |     | SET | Result per set (points) |       |       |   |   |
|-------------|-------|-------|-------|----|-----|-----|-------------------------|-------|-------|---|---|
| No.         | Date  | Time  | Teams |    |     |     | 1                       | 2     | 3     | 4 | 5 |
| 1           | 6-Aug | 17:00 | CUR   | vs | TCI | 3-0 | 25-9                    | 25-4  | 25-7  |   |   |
| 2           | 6-Aug | 19:00 | ISV   | vs | BAR | 3-0 | 25-14                   | 25-21 | 25-15 |   |   |
| 3           | 7-Aug | 09:00 | BAR   | vs | CUR |     |                         |       |       |   |   |
| 4           | 7-Aug | 11:00 | ISV   | vs | TCI |     |                         |       |       |   |   |
| 5           | 7-Aug | 17:00 | BAR   | vs | TCI |     |                         |       |       |   |   |
| 6           | 7-Aug | 19:00 | ISV   | vs | CUR |     |                         |       |       |   |   |





# P-2 VOLLEYBALL • Match result



World Championship Qualification Tournament  
Women Group A

**Match:** 1    **Date:** 8/6/2016    **Spectators:** 145  
**City:** Christiansted  
**Hall:** Ronald Charles Arena  
**Match duration:** **Start:** 17:15    **End:** 18:18    **Total:** 1:03

| Teams               | Sets     | 1    | 2    | 3    | 4 | 5 | Total |
|---------------------|----------|------|------|------|---|---|-------|
| <b>CUR</b>          | <b>3</b> | 25   | 25   | 25   |   |   | 75    |
| <b>TCI</b>          | <b>0</b> | 9    | 4    | 7    |   |   | 20    |
| <b>Set duration</b> |          | 0:22 | 0:18 | 0:17 |   |   | 0:57  |

**Referees:** WILLIAMS, Kirt (BAR) & BOGNOT, Gilbert (ISV)

| CUR • Curacao |                           | 1 | 2 | 3 | 4 | 5 | Pts |
|---------------|---------------------------|---|---|---|---|---|-----|
| 1             | Bokshoven Vyrvienne (MB)  | ■ | ■ |   |   |   | 3   |
| 2             | L Stella Anazuheilin (L)  | L | L | L |   |   |     |
| 3             | Conradus Anais (OH)       |   |   |   | □ |   | 4   |
| 4             | Hansen Shendeline (OH)    |   |   | □ | ■ |   | 2   |
| 5             | Esclodina Sharneska (MB)  |   |   | □ |   |   |     |
| 6             | Meulens Shurdelys (MB)    | ■ | ■ | ■ |   |   | 8   |
| 7             | Anthony Christine (OH)    | ■ | ■ | ■ |   |   | 18  |
| 8             | St.Hilaire Ghislaine (OP) | ■ | ■ |   |   |   | 5   |
| 9             | Gomez Maya (S)            |   |   | ■ | ■ |   | 2   |
| 10            | Luis Samira (OH)          | ■ | ■ |   |   |   | 6   |
| 11            | Allee Rayanalies (S)      | ■ |   |   | □ |   | 2   |
| 12            | Dania Joanne (OP)         |   |   |   |   | ■ | 3   |

| TCI • Turks&Caicos |                  | 1 | 2 | 3 | 4 | 5 | Pts |
|--------------------|------------------|---|---|---|---|---|-----|
| 1                  | FOSS LESLIE      | ■ | ■ | ■ |   |   |     |
| 2                  | WILDISH ACHSAH   | ■ | □ | ■ |   |   |     |
| 3                  | VERNICE JAYDA    | □ | □ |   |   |   |     |
| 4                  | WATKINS NICHOLE  | ■ | ■ | ■ |   |   |     |
| 5                  | GARDINER HEIDI   | ■ | ■ | ■ |   |   |     |
| 6                  | WILLIAMS DONNELL |   |   |   |   |   |     |
| 7                  | STUBBS EMILY-ANN |   |   | ■ | □ |   |     |
| 8                  | SENIOR PATRICE   | ■ | ■ | ■ |   |   |     |
| 9                  | SIMPSON AUDEA    | ■ | ■ | ■ |   |   |     |
| 10                 | LEE YANIKE       |   |   |   |   |   |     |

**Coach:** Hubert Petronia (CUR)  
**Assistant:** Rigoletto Thode (CUR)

**Coach:** Donovan Garvey (TCI)  
**Assistant:** Dorn Fulford (TCI)

## TEAMS AND PLAYERS PERFORMANCES

| Won Pts | Total Atts | No Name                  | Scoring Skills | Won Pts | Total Atts | No Name           |
|---------|------------|--------------------------|----------------|---------|------------|-------------------|
| 29      | 41         | <b>Total Team</b>        |                | 0       | 25         | <b>Total Team</b> |
| 8       | 10         | 7 Anthony Christine (OH) | Spike          |         |            |                   |
| 6       | 7          | 6 Meulens Shurdelys (MB) | Block          | 0       | 8          | <b>Total Team</b> |
| 0       | 3          | <b>Total Team</b>        | Serve          | 0       | 21         | <b>Total Team</b> |
| 24      | 74         | <b>Total Team</b>        | Opp. error     | 20      |            | <b>Total Team</b> |
| 10      | 17         | 7 Anthony Christine (OH) | Total          | 20      | 54         | <b>Total Team</b> |
| 5       | 11         | 10 Luis Samira (OH)      |                |         |            |                   |
| 22      |            | <b>Total Team</b>        |                |         |            |                   |
| 75      | 118        | <b>Total Team</b>        |                |         |            |                   |

|    |    |                          |                    |   |    |               |
|----|----|--------------------------|--------------------|---|----|---------------|
| 18 | 27 | 7 Anthony Christine (OH) | <b>Best Scorer</b> | 0 | 13 | 1 FOSS LESLIE |
|----|----|--------------------------|--------------------|---|----|---------------|

| Excellent | Total Atts | No Name                  | Non scoring Skills | Excellent | Total Atts | No Name           |
|-----------|------------|--------------------------|--------------------|-----------|------------|-------------------|
| 6         | 28         | <b>Total Team</b>        |                    | 0         | 31         | <b>Total Team</b> |
| 5         | 6          | 10 Luis Samira (OH)      | Dig                |           |            |                   |
| 1         | 1          | 6 Meulens Shurdelys (MB) | Set                | 0         | 37         | <b>Total Team</b> |
| 12        | 41         | <b>Total Team</b>        | Reception          | 1         | 62         | <b>Total Team</b> |
| 8         | 17         | 9 Gomez Maya (S)         | Success - Faults   |           |            |                   |
| 2         | 15         | <b>Total Team</b>        | # Attempts         |           |            |                   |
| 1         | 4          | 7 Anthony Christine (OH) |                    |           |            |                   |
| 1         | 4          | 10 Luis Samira (OH)      |                    |           |            |                   |

■ Starting line-up    Pts = Points scored    [nn] = Captain  
□ Substitute    Atts = Attempts    L = Libero  
Opp = Opponent





# P-2 VOLLEYBALL • Match result



World Championship Qualification Tournament  
Women Group A

**Match:** 2    **Date:** 8/6/2016    **Spectators:** 145  
**City:** Christiansted  
**Hall:** Ronald Charles Arena  
**Match duration:** **Start:** 19:02    **End:** 20:13    **Total:** 1:11

| Teams               | Sets | 1    | 2    | 3    | 4 | 5 | Total |
|---------------------|------|------|------|------|---|---|-------|
| ISV                 | 3    | 25   | 25   | 25   |   |   | 75    |
| BAR                 | 0    | 14   | 21   | 15   |   |   | 50    |
| <b>Set duration</b> |      | 0:20 | 0:23 | 0:22 |   |   | 1:05  |

**Referees:** FIGUEROA, Miguel (TCI) & CORNELIA, Urlgenick (CUR)

| ISV • US Virgin Island |                     | 1 | 2 | 3 | 4 | 5 | Pts |
|------------------------|---------------------|---|---|---|---|---|-----|
| 1                      | Selkridge Danielle  | ■ | ■ | ■ |   |   | 6   |
| 2                      | Brathwaite Valissia | ■ | ■ | □ |   |   | 7   |
| 4                      | Thomas Juliseaa     | ■ | ■ | ■ |   |   | 1   |
| 6                      | L Rosa Khrystin     | L | L | L |   |   |     |
| 7                      | Claxton Raemeisha   |   |   | □ |   |   | 2   |
| 8                      | Barry Tamisha       |   |   | ■ |   |   |     |
| 9                      | George Anisha       |   |   | □ | ■ |   | 1   |
| 10                     | Murphy Merissa      | ■ | ■ | ■ |   |   | 8   |
| 13                     | James Shanice       |   |   |   |   |   |     |
| 14                     | Gumbs Sacha         | ■ | ■ | ■ |   |   | 7   |
| 15                     | Williams Amara      | ■ | ■ |   |   |   | 5   |
| 17                     | John Keyanna        |   |   | □ |   |   | 2   |

**Coach:** Nicholas, Jerall (ISV)  
**Assistant:** Schjang-Simmonds, Me (ISV)

| BAR • Barbados |                    | 1 | 2 | 3 | 4 | 5 | Pts |
|----------------|--------------------|---|---|---|---|---|-----|
| 1              | L MAYERS JANINA    |   | L | L | L |   |     |
| 2              | MARSHALL ASHLEY    | □ |   | ■ |   |   | 2   |
| 3              | EVELYN MYA MALISSA | □ | □ | ■ |   |   | 3   |
| 4              | BYNOE ADRIANNE     | ■ | ■ | ■ |   |   | 2   |
| 5              | LEACOCK SHANI      | ■ | ■ | ■ |   |   | 7   |
| 6              | SEALE SHONTE       | ■ | ■ |   |   |   |     |
| 8              | MORRIS JANELLE     | □ | □ |   |   |   |     |
| 9              | JORDAN ASHLEY      | ■ | ■ | ■ |   |   | 3   |
| 11             | SMITH DE-ANN       | ■ | ■ | □ |   |   | 2   |
| 17             | BRYANT RHEA        | ■ | ■ | ■ |   |   | 2   |

**Coach:** ANDREW BRATHWAITE (BAR)  
**Assistant:**

## TEAMS AND PLAYERS PERFORMANCES

| Won Pts   | Total Atts | No Name               | Scoring Skills     | Won Pts   | Total Atts | No Name              |
|-----------|------------|-----------------------|--------------------|-----------|------------|----------------------|
| 27        | 85         | <b>Total Team</b>     |                    | 9         | 79         | <b>Total Team</b>    |
| 6         | 21         | 2 Brathwaite Valissia | <b>Spike</b>       | 4         | 12         | 5 LEACOCK SHANI      |
| 6         | 20         | 10 Murphy Merissa     |                    | 2         | 9          | 2 MARSHALL ASHLEY    |
| 7         | 14         | <b>Total Team</b>     | <b>Block</b>       | 10        | 38         | <b>Total Team</b>    |
| 4         | 8          | 1 Selkridge Danielle  |                    | 3         | 10         | 5 LEACOCK SHANI      |
| 1         | 2          | 9 George Anisha       |                    | 2         | 6          | 9 JORDAN ASHLEY      |
| 5         | 74         | <b>Total Team</b>     | <b>Serve</b>       | 2         | 51         | <b>Total Team</b>    |
| 2         | 4          | 17 John Keyanna       |                    | 2         | 11         | 3 EVELYN MYA MALISSA |
| 1         | 12         | 14 Gumbs Sacha        |                    |           |            |                      |
| 36        |            | <b>Total Team</b>     | <b>Opp. error</b>  | 29        |            | <b>Total Team</b>    |
| 75        | 173        | <b>Total Team</b>     | <b>Total</b>       | 50        | 168        | <b>Total Team</b>    |
|           |            |                       |                    |           |            |                      |
| 8         | 31         | 10 Murphy Merissa     | <b>Best Scorer</b> | 7         | 30         | 5 LEACOCK SHANI      |
|           |            |                       |                    |           |            |                      |
| Excellent | Total Atts | No Name               | Non scoring Skills | Excellent | Total Atts | No Name              |
| 3         | 72         | <b>Total Team</b>     |                    | 6         | 53         | <b>Total Team</b>    |
| 1         | 7          | 10 Murphy Merissa     | <b>Dig</b>         | 2         | 15         | 1 MAYERS JANINA      |
| 1         | 2          | 15 Williams Amara     |                    | 2         | 7          | 17 BRYANT RHEA       |
| 12        | 85         | <b>Total Team</b>     | <b>Set</b>         | 14        | 74         | <b>Total Team</b>    |
| 9         | 62         | 4 Thomas Juliseaa     |                    | 12        | 49         | 9 JORDAN ASHLEY      |
| 9         | 42         | <b>Total Team</b>     | <b>Reception</b>   | 12        | 64         | <b>Total Team</b>    |
| 4         | 11         | 14 Gumbs Sacha        | Success - Faults   |           |            |                      |
| 2         | 9          | 6 Rosa Khrystin       | # Attempts         |           |            |                      |

■ Starting line-up    Pts = Points scored    [nn] = Captain  
□ Substitute    Atts = Attempts    L = Libero  
Opp = Opponent



**MATCH RESULTS**

**Women Group A**

| No | Date     | Teams     | Set | Result per set (points) |       |       |   |   | Total Points | Time | Spectators |
|----|----------|-----------|-----|-------------------------|-------|-------|---|---|--------------|------|------------|
|    |          |           |     | 1                       | 2     | 3     | 4 | 5 |              |      |            |
| 1  | 8/6/2016 | CUR - TCI | 3-0 | 25- 9                   | 25- 4 | 25- 7 |   |   | 75- 20       | 1:03 | 145        |
| 2  | 8/6/2016 | ISV - BAR | 3-0 | 25-14                   | 25-21 | 25-15 |   |   | 75- 50       | 1:11 | 145        |
| 3  | 8/7/2016 | BAR - CUR |     |                         |       |       |   |   |              |      |            |
| 4  | 8/7/2016 | ISV - TCI |     |                         |       |       |   |   |              |      |            |
| 5  | 8/7/2016 | BAR - TCI |     |                         |       |       |   |   |              |      |            |
| 6  | 8/7/2016 | ISV - CUR |     |                         |       |       |   |   |              |      |            |

**TEAM RANKING**

**Women Group A**

| Rk | Code | Team             | Matches |   |   |   | Points |    |       | Sets |   |       |
|----|------|------------------|---------|---|---|---|--------|----|-------|------|---|-------|
|    |      |                  | Pts     | T | W | L | W      | L  | Ratio | W    | L | Ratio |
| 1  | CUR  | Curacao          | 5       | 1 | 1 | 0 | 75     | 20 | 3.750 | 3    | 0 | MAX   |
| 2  | ISV  | US Virgin Island | 5       | 1 | 1 | 0 | 75     | 50 | 1.500 | 3    | 0 | MAX   |
| 3  | BAR  | Barbados         | 0       | 1 | 0 | 1 | 50     | 75 | 0.667 | 0    | 3 |       |
| 4  | TCI  | Turks&Caicos     | 0       | 1 | 0 | 1 | 20     | 75 | 0.267 | 0    | 3 |       |

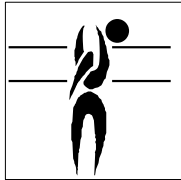
**Scoring skills**

**BEST PLAYERS**

**Non scoring skills**


| Skill                         | Rk | Name                 | Team | Succ. % |
|-------------------------------|----|----------------------|------|---------|
| <b>Spike</b><br>Limit: 15.00% | 1  | Meulens Shurdelys    | CUR  | 85.71   |
|                               | 2  | Anthony Christine    | CUR  | 80.00   |
|                               | 3  | Conradus Anais (OH)  | CUR  | 57.14   |
| <b>Block</b>                  | 1  | Selkridge Danielle   | ISV  | 1.33    |
|                               | 2  | LEACOCK SHANI        | BAR  | 1.00    |
|                               | 3  | JORDAN ASHLEY        | BAR  | 0.67    |
| <b>Serve</b>                  | 1  | Anthony Christine    | CUR  | 3.33    |
|                               | 2  | Luis Samira (OH)     | CUR  | 1.67    |
|                               | 3  | St.Hilaire Ghislaine | CUR  | 1.33    |

| Skill            | Rk | Name              | Team | Avg. by set |
|------------------|----|-------------------|------|-------------|
| <b>Dig</b>       | 1  | Luis Samira (OH)  | CUR  | 1.67        |
|                  | 2  | MAYERS JANINA     | BAR  | 0.67        |
|                  | 3  | BRYANT RHEA       | BAR  | 0.67        |
| <b>Set</b>       | 1  | JORDAN ASHLEY     | BAR  | 4.00        |
|                  | 2  | Thomas Juliseaa   | ISV  | 3.00        |
|                  | 3  | Gomez Maya (S)    | CUR  | 2.67        |
| <b>Reception</b> | 1  | Gumbs Sacha       | ISV  | 36.36       |
|                  | 2  | Anthony Christine | CUR  | 25.00       |
|                  | 2  | Luis Samira (OH)  | CUR  | 25.00       |



## Best Scorers

| Rk                      | No | Name                      | Team | Spike | Block | Serve | Total |
|-------------------------|----|---------------------------|------|-------|-------|-------|-------|
| 1                       | 7  | Anthony Christine (OH)    | CUR  | 8     | 0     | 10    | 18    |
| 2                       | 10 | Murphy Merissa            | ISV  | 6     | 1     | 1     | 8     |
| 2                       | 6  | Meulens Shurdelys (MB)    | CUR  | 6     | 0     | 2     | 8     |
| 4                       | 2  | Brathwaite Valissia       | ISV  | 6     | 0     | 1     | 7     |
| 4                       | 14 | Gumbs Sacha               | ISV  | 6     | 0     | 1     | 7     |
| 4                       | 5  | LEACOCK SHANI             | BAR  | 4     | 3     | 0     | 7     |
| 7                       | 1  | Selkridge Danielle        | ISV  | 2     | 4     | 0     | 6     |
| 7                       | 10 | Luis Samira (OH)          | CUR  | 1     | 0     | 5     | 6     |
| 9                       | 15 | Williams Amara            | ISV  | 4     | 1     | 0     | 5     |
| 9                       | 8  | St.Hilaire Ghislaine (OP) | CUR  | 1     | 0     | 4     | 5     |
| 11                      | 3  | Conradus Anais (OH)       | CUR  | 4     | 0     | 0     | 4     |
| 12                      | 1  | Bokshoven Vyrvienne (MB)  | CUR  | 3     | 0     | 0     | 3     |
| 12                      | 12 | Dania Joanne (OP)         | CUR  | 2     | 0     | 1     | 3     |
| 12                      | 9  | JORDAN ASHLEY             | BAR  | 1     | 2     | 0     | 3     |
| 12                      | 3  | EVELYN MYA MALISSA        | BAR  | 1     | 0     | 2     | 3     |
| 16                      | 4  | Hansen Shendeline (OH)    | CUR  | 2     | 0     | 0     | 2     |
| 16                      | 9  | Gomez Maya (S)            | CUR  | 2     | 0     | 0     | 2     |
| 16                      | 2  | MARSHALL ASHLEY           | BAR  | 2     | 0     | 0     | 2     |
| 16                      | 7  | Claxton Raemeisha         | ISV  | 2     | 0     | 0     | 2     |
| 16                      | 11 | SMITH DE-ANN              | BAR  | 1     | 1     | 0     | 2     |
| 16                      | 4  | BYNOE ADRIANNE            | BAR  | 0     | 2     | 0     | 2     |
| 16                      | 17 | BRYANT RHEA               | BAR  | 0     | 2     | 0     | 2     |
| 16                      | 11 | Allee Rayanalies (S)      | CUR  | 0     | 0     | 2     | 2     |
| 16                      | 17 | John Keyanna              | ISV  | 0     | 0     | 2     | 2     |
| 25                      | 4  | Thomas Juliseaa           | ISV  | 1     | 0     | 0     | 1     |
| 25                      | 9  | George Anisha             | ISV  | 0     | 1     | 0     | 1     |
| 27                      | 2  | Stella Anazuheilin (L)    | CUR  | 0     | 0     | 0     | 0     |
| 27                      | 5  | Esclodina Sharneska (MB)  | CUR  | 0     | 0     | 0     | 0     |
| 27                      | 1  | MAYERS JANINA             | BAR  | 0     | 0     | 0     | 0     |
| 27                      | 6  | SEALE SHONTE              | BAR  | 0     | 0     | 0     | 0     |
| 27                      | 8  | MORRIS JANELLE            | BAR  | 0     | 0     | 0     | 0     |
| 27                      | 1  | FOSS LESLIE               | TCI  | 0     | 0     | 0     | 0     |
| 27                      | 2  | WILDISH ACHSAH            | TCI  | 0     | 0     | 0     | 0     |
| 27                      | 3  | VERNICE JAYDA             | TCI  | 0     | 0     | 0     | 0     |
| 27                      | 4  | WATKINS NICHOLE           | TCI  | 0     | 0     | 0     | 0     |
| 27                      | 5  | GARDINER HEIDI            | TCI  | 0     | 0     | 0     | 0     |
| 27                      | 6  | WILLIAMS DONNELL          | TCI  | 0     | 0     | 0     | 0     |
| 27                      | 7  | STUBBS EMILY-ANN          | TCI  | 0     | 0     | 0     | 0     |
| 27                      | 8  | SENIOR PATRICE            | TCI  | 0     | 0     | 0     | 0     |
| 27                      | 9  | SIMPSON AUDEA             | TCI  | 0     | 0     | 0     | 0     |
| 27                      | 10 | LEE YANIKE                | TCI  | 0     | 0     | 0     | 0     |
| 27                      | 6  | Rosa Khrystin             | ISV  | 0     | 0     | 0     | 0     |
| 27                      | 8  | Barry Tamisha             | ISV  | 0     | 0     | 0     | 0     |
| 27                      | 13 | James Shanice             | ISV  | 0     | 0     | 0     | 0     |
| <b>Total tournament</b> |    |                           |      | 65    | 17    | 31    | 113   |



## Best Spikers

Limit: 15.00%

| Rk                      | No | Name                   | Team | Spikes | Faults | Shots | Total Attempts | Succ. % |
|-------------------------|----|------------------------|------|--------|--------|-------|----------------|---------|
| 1                       | 6  | Meulens Shurdelys (MB) | CUR  | 6      | -      | 1     | 7              | 85.71   |
| 2                       | 7  | Anthony Christine (OH) | CUR  | 8      | 1      | 1     | 10             | 80.00   |
| 3                       | 3  | Conradus Anais (OH)    | CUR  | 4      | 1      | 2     | 7              | 57.14   |
| 4                       | 14 | Gumbs Sacha            | ISV  | 6      | 4      | 7     | 17             | 35.29   |
| 5                       | 5  | LEACOCK SHANI          | BAR  | 4      | 1      | 7     | 12             | 33.33   |
| 6                       | 10 | Murphy Merissa         | ISV  | 6      | 2      | 12    | 20             | 30.00   |
| 7                       | 2  | Brathwaite Valissia    | ISV  | 6      | 2      | 13    | 21             | 28.57   |
| 8                       | 11 | SMITH DE-ANN           | BAR  | 1      | 2      | 9     | 12             | 8.33    |
| 9                       | 3  | EVELYN MYA MALISSA     | BAR  | 1      | 2      | 11    | 14             | 7.14    |
| -                       | 6  | SEALE SHONTE           | BAR  | -      | 3      | 9     | 12             |         |
| <b>Total Tournament</b> |    |                        |      | 65     | 41     | 124   | 230            | 28.26   |



## Best Blockers


| Rk                      | No | Name                     | Team | Kill Blocks | Faults | Rebounds | Total Attempts | Avg. by set |
|-------------------------|----|--------------------------|------|-------------|--------|----------|----------------|-------------|
| 1                       | 1  | Selkridge Danielle       | ISV  | 4           | 1      | 3        | 8              | 1.33        |
| 2                       | 5  | LEACOCK SHANI            | BAR  | 3           | 5      | 2        | 10             | 1.00        |
| 3                       | 9  | JORDAN ASHLEY            | BAR  | 2           | 1      | 3        | 6              | 0.67        |
| 4                       | 17 | BRYANT RHEA              | BAR  | 2           | 2      | 3        | 7              | 0.67        |
| 5                       | 4  | BYNOE ADRIANNE           | BAR  | 2           | 3      | 3        | 8              | 0.67        |
| 6                       | 9  | George Anisha            | ISV  | 1           | -      | 1        | 2              | 0.33        |
| 6                       | 10 | Murphy Merissa           | ISV  | 1           | -      | 2        | 3              | 0.33        |
| 6                       | 15 | Williams Amara           | ISV  | 1           | -      | -        | 1              | 0.33        |
| 9                       | 11 | SMITH DE-ANN             | BAR  | 1           | 1      | 1        | 3              | 0.33        |
| -                       | 1  | Bokshoven Vyrvienne (MB) | CUR  | -           | -      | -        | -              |             |
| <b>Total Tournament</b> |    |                          |      | 17          | 18     | 28       | 63             | 2.83        |



## Best Servers

| Rk                      | No | Name                      | Team | Aces | Faults | Serve Hits | Total Attempts | Avg. by set |
|-------------------------|----|---------------------------|------|------|--------|------------|----------------|-------------|
| 1                       | 7  | Anthony Christine (OH)    | CUR  | 10   | 2      | 5          | 17             | 3.33        |
| 2                       | 10 | Luis Samira (OH)          | CUR  | 5    | 1      | 5          | 11             | 1.67        |
| 3                       | 8  | St.Hilaire Ghislaine (OP) | CUR  | 4    | 1      | 2          | 7              | 1.33        |
| 4                       | 3  | EVELYN MYA MALISSA        | BAR  | 2    | -      | 9          | 11             | 0.67        |
| 5                       | 6  | Meulens Shurdelys (MB)    | CUR  | 2    | 1      | 11         | 14             | 0.67        |
| 6                       | 11 | Allee Rayanalies (S)      | CUR  | 2    | 2      | 4          | 8              | 0.67        |
| 6                       | 17 | John Keyanna              | ISV  | 2    | 1      | 1          | 4              | 0.67        |
| 8                       | 12 | Dania Joanne (OP)         | CUR  | 1    | -      | 6          | 7              | 0.33        |
| 8                       | 14 | Gumbs Sacha               | ISV  | 1    | -      | 11         | 12             | 0.33        |
| 10                      | 2  | Brathwaite Valissia       | ISV  | 1    | 1      | 16         | 18             | 0.33        |
| <b>Total Tournament</b> |    |                           |      | 31   | 33     | 156        | 220            | 5.17        |





## Best Diggers

| Rk                      | No | Name                     | Team | Digs | Faults | Receptions | Total Attempts | Avg. by set |
|-------------------------|----|--------------------------|------|------|--------|------------|----------------|-------------|
| 1                       | 10 | Luis Samira (OH)         | CUR  | 5    | -      | 1          | 6              | 1.67        |
| 2                       | 1  | MAYERS JANINA            | BAR  | 2    | 4      | 9          | 15             | 0.67        |
| 3                       | 17 | BRYANT RHEA              | BAR  | 2    | 2      | 3          | 7              | 0.67        |
| 4                       | 6  | Meulens Shurdelys (MB)   | CUR  | 1    | -      | -          | 1              | 0.33        |
| 4                       | 10 | Murphy Merissa           | ISV  | 1    | -      | 6          | 7              | 0.33        |
| 4                       | 15 | Williams Amara           | ISV  | 1    | -      | 1          | 2              | 0.33        |
| 7                       | 2  | Brathwaite Valissia      | ISV  | 1    | 3      | 14         | 18             | 0.33        |
| 8                       | 2  | MARSHALL ASHLEY          | BAR  | 1    | 1      | 2          | 4              | 0.33        |
| 9                       | 3  | EVELYN MYA MALISSA       | BAR  | 1    | 1      | -          | 2              | 0.33        |
| -                       | 1  | Bokshoven Vyrvienne (MB) | CUR  | -    | -      | 2          | 2              |             |
| <b>Total Tournament</b> |    |                          |      | 15   | 57     | 112        | 184            | 2.50        |



## Best Setters

| Rk                      | No | Name                     | Team | Running Sets | Faults | Still Sets | Total Attempts | Avg. by set |
|-------------------------|----|--------------------------|------|--------------|--------|------------|----------------|-------------|
| 1                       | 9  | JORDAN ASHLEY            | BAR  | 12           | 1      | 36         | 49             | 4.00        |
| 2                       | 4  | Thomas Juliseaa          | ISV  | 9            | 3      | 50         | 62             | 3.00        |
| 3                       | 9  | Gomez Maya (S)           | CUR  | 8            | -      | 9          | 17             | 2.67        |
| 4                       | 11 | Allee Rayanalis (S)      | CUR  | 4            | 3      | 11         | 18             | 1.33        |
| 5                       | 17 | John Keyanna             | ISV  | 3            | 1      | 7          | 11             | 1.00        |
| 6                       | 4  | BYNOE ADRIANNE           | BAR  | 2            | 1      | 3          | 6              | 0.67        |
| -                       | 1  | Bokshoven Vyrvienne (MB) | CUR  | -            | -      | -          | -              |             |
| -                       | 1  | MAYERS JANINA            | BAR  | -            | -      | 5          | 5              |             |
| -                       | 1  | Selkridge Danielle       | ISV  | -            | -      | -          | -              |             |
| -                       | 2  | MARSHALL ASHLEY          | BAR  | -            | -      | 1          | 1              |             |
| <b>Total Tournament</b> |    |                          |      | 38           | 21     | 178        | 237            | 6.33        |



## Best Receivers


Limit: 20.00%

| Rk                      | No | Name                   | Team | Excellents | Faults | Serve Receptions | Total Attempts | Eff. % |
|-------------------------|----|------------------------|------|------------|--------|------------------|----------------|--------|
| 1                       | 14 | Gumbs Sacha            | ISV  | 4          | -      | 7                | 11             | 36.36  |
| 2                       | 7  | Anthony Christine (OH) | CUR  | 1          | -      | 3                | 4              | 25.00  |
| 2                       | 10 | Luis Samira (OH)       | CUR  | 1          | -      | 3                | 4              | 25.00  |
| 4                       | 6  | Rosa Khrystin          | ISV  | 2          | -      | 7                | 9              | 22.22  |
| 5                       | 2  | Brathwaite Valissia    | ISV  | 2          | 1      | 8                | 11             | 9.09   |
| -                       | 1  | MAYERS JANINA          | BAR  | 3          | 3      | 23               | 29             | 0.00   |
| -                       | 2  | MARSHALL ASHLEY        | BAR  | 5          | 1      | 5                | 11             |        |
| -                       | 11 | SMITH DE-ANN           | BAR  | 2          | 2      | 7                | 11             |        |
| -                       | 3  | EVELYN MYA MALISSA     | BAR  | 2          | -      | 5                | 7              |        |
| -                       | 10 | Murphy Merissa         | ISV  | 1          | 1      | 4                | 6              |        |
| <b>Total Tournament</b> |    |                        |      | 24         | 33     | 126              | 183            |        |




# P-5 VOLLEYBALL • Players ranking by skills

World Championship Qualification Tournament



## Best Liberos

| Rk | No | Name                   | Team | Excellents | Faults | In play | Total attempts | Succ. % |
|----|----|------------------------|------|------------|--------|---------|----------------|---------|
| 1  | 1  | MAYERS JANINA          | BAR  | 5          | 7      | 32      | 44             | 11.36   |
| 2  | 6  | Rosa Khrystin          | ISV  | 2          | 4      | 19      | 25             | 8.00    |
| 3  | 2  | Stella Anazuheilin (L) | CUR  |            |        | 8       | 8              |         |



## Best Spikers

Limit: 15.00%

| Rk                      | Team                 | Spikes | Faults | Shots | Total Attempts | Succ. % |
|-------------------------|----------------------|--------|--------|-------|----------------|---------|
| 1                       | CUR Curacao          | 29     | 3      | 9     | 41             | 70.73   |
| 2                       | ISV US Virgin Island | 27     | 15     | 43    | 85             | 31.76   |
| 3                       | BAR Barbados         | 9      | 15     | 55    | 79             | 11.39   |
| 4                       | TCI Turks&Caicos     | -      | 8      | 17    | 25             | 0.00    |
| <b>Total Tournament</b> |                      | 65     | 41     | 124   | 230            | 28.26   |




## Best Blockers

| Rk                      | Team                 | Kill Blocks | Faults | Rebounds | Total Attempts | Avg. by set |
|-------------------------|----------------------|-------------|--------|----------|----------------|-------------|
| 1                       | BAR Barbados         | 10          | 14     | 14       | 38             | 3.33        |
| 2                       | ISV US Virgin Island | 7           | 1      | 6        | 14             | 2.33        |
| 3                       | CUR Curacao          | -           | -      | 3        | 3              |             |
| 3                       | TCI Turks&Caicos     | -           | 3      | 5        | 8              |             |
| <b>Total Tournament</b> |                      | 17          | 18     | 28       | 63             | 2.83        |



## Best Servers

| Rk                      | Team                 | Aces | Faults | Serve Hits | Total Attempts | Avg. by set |
|-------------------------|----------------------|------|--------|------------|----------------|-------------|
| 1                       | CUR Curacao          | 24   | 11     | 39         | 74             | 8.00        |
| 2                       | ISV US Virgin Island | 5    | 9      | 60         | 74             | 1.67        |
| 3                       | BAR Barbados         | 2    | 7      | 42         | 51             | 0.67        |
| 4                       | TCI Turks&Caicos     | -    | 6      | 15         | 21             |             |
| <b>Total Tournament</b> |                      | 31   | 33     | 156        | 220            | 5.17        |



## Best Diggers

| Rk                      | Team                 | Digs | Faults | Receptions | Total Attempts | Avg. by set |
|-------------------------|----------------------|------|--------|------------|----------------|-------------|
| 1                       | CUR Curacao          | 6    | -      | 22         | 28             | 2.00        |
| 1                       | BAR Barbados         | 6    | 21     | 26         | 53             | 2.00        |
| 3                       | ISV US Virgin Island | 3    | 14     | 55         | 72             | 1.00        |
| 4                       | TCI Turks&Caicos     | -    | 22     | 9          | 31             |             |
| <b>Total Tournament</b> |                      | 15   | 57     | 112        | 184            | 2.50        |



## Best Setters

| Rk                      | Team                 | Running Sets | Faults | Still Sets | Total Attempts | Avg. by set |
|-------------------------|----------------------|--------------|--------|------------|----------------|-------------|
| 1                       | BAR Barbados         | 14           | 3      | 57         | 74             | 4.67        |
| 2                       | ISV US Virgin Island | 12           | 5      | 68         | 85             | 4.00        |
| 2                       | CUR Curacao          | 12           | 5      | 24         | 41             | 4.00        |
| 4                       | TCI Turks&Caicos     | -            | 8      | 29         | 37             |             |
| <b>Total Tournament</b> |                      | 38           | 21     | 178        | 237            | 6.33        |



## Best Receivers

Limit: 20.00%

| Rk                      | Team                 | Excellents | Faults | Serve Receptions | Total Attempts | Eff. % |
|-------------------------|----------------------|------------|--------|------------------|----------------|--------|
| 1                       | ISV US Virgin Island | 9          | 3      | 30               | 42             | 14.29  |
| 2                       | CUR Curacao          | 2          | -      | 13               | 15             | 13.33  |
| 3                       | BAR Barbados         | 12         | 7      | 45               | 64             | 7.81   |
| 4                       | TCI Turks&Caicos     | 1          | 23     | 38               | 62             |        |
| <b>Total Tournament</b> |                      | 24         | 33     | 126              | 183            |        |