



WORLD CHAMPIONSHIP QUALIFICATION TOURNAMENT



Daily Bulletin

12 de Noviembre

2



WORLD CHAMPIONSHIPS QUALIFICATION TOURNAMENT

CAZOVA Women Group C Schedule

| ROUND ROBIN | | | | | SET | Result per set (points) | | | | |
|-------------|--------|-------|-------|--|-----|-------------------------|-------|-------|-------|---|
| No. | Date | Time | Teams | | | 1 | 2 | 3 | 4 | 5 |
| 1 | 12-Nov | 17:00 | GDP | | BAH | 3 - 0 | 25-21 | 25-11 | 26-24 | |
| 2 | 12-Nov | 19:00 | CAY | | BON | 0 - 3 | 12-25 | 15-25 | 21-25 | |
| 3 | 13-Nov | 09:00 | GDP | | BON | | | | | |
| 4 | 13-Nov | 11:00 | CAY | | BAH | | | | | |
| 5 | 13-Nov | 17:00 | BON | | BAH | | | | | |
| 6 | 13-Nov | 19:00 | CAY | | GDP | | | | | |



P-2 VOLLEYBALL • Match result



Women World Championship 2018 Grupo C Women Group C

Match: 1 **Date:** 12/11/2016 **Spectators:** 100
City: Frank Sound, GRan Ca
Hall: Clifton Hunter High School
Match duration: **Start:** 17:00 **End:** 18:24 **Total:** 1:24

| Teams | Sets | 1 | 2 | 3 | 4 | 5 | Total |
|---------------------|----------|------|------|------|---|---|-------|
| GDP | 3 | 25 | 25 | 26 | | | 76 |
| BAH | 0 | 21 | 11 | 24 | | | 56 |
| Set duration | | 0:21 | 0:20 | 0:37 | | | 1:18 |

Referees: Richard Campbell (CAY) & Lanza Miller (BAH)

| GDP • Guadeloupe | | 1 | 2 | 3 | 4 | 5 | Pts |
|------------------|---------------------|---|---|---|---|---|-----|
| 3 | Minfir Misha | | | | | □ | |
| 4 | Aucan Beatrice | ■ | ■ | ■ | | | 2 |
| 5 | Boudine Remyka | | | □ | | | |
| 7 | Mauricette Amandine | ■ | ■ | ■ | | | 6 |
| 8 | Stephen Delphine | ■ | ■ | ■ | | | 9 |
| 9 | Azille Vanessa | ■ | ■ | ■ | | | 5 |
| 11 | Ramier Sandra | ■ | ■ | ■ | | | 2 |
| 12 | Turiaf Leslie | ■ | ■ | ■ | | | 27 |
| 14 | L Ransy Julie | L | L | L | | | |

Coach: PASCAL DOUGLAS
Assistant: CHARLY ANNICETTE

| BAH • Bahamas | | 1 | 2 | 3 | 4 | 5 | Pts |
|---------------|------------------|---|---|---|---|---|-----|
| 1 | Bastian Melinda | □ | | ■ | | | 6 |
| 2 | Bonamy Brittany | ■ | ■ | ■ | | | 7 |
| 3 | Moss Davia | ■ | ■ | □ | | | 5 |
| 4 | L Mackey Chandra | L | L | L | | | |
| 5 | Saunders Je'Nae | ■ | ■ | ■ | | | 3 |
| 6 | Albury Sari | | | | | | |
| 7 | Sands Laval | ■ | ■ | ■ | | | 2 |
| 8 | Adderley Eugunie | | | | | | |
| 9 | Deveaux Brittney | ■ | ■ | ■ | | | 8 |
| 10 | Johnson Kelsie | ■ | ■ | ■ | | | 4 |
| 11 | McPHEE Shantia | | | | | | |
| 12 | Brennen Latavia | | | | | | |

Coach: Jason Saunders
Assistant: Margaret Albury

TEAMS AND PLAYERS PERFORMANCES

| Won Pts | Total Atts | No Name | Scoring Skills | Won Pts | Total Atts | No Name |
|-----------|------------|-----------------------|--------------------|-----------|-------------------|--------------------|
| 36 | 72 | Total Team | | 26 | 85 | Total Team |
| 20 | 27 | 12 Turiaf Leslie | Spike | 6 | 26 | 2 Bonamy Brittany |
| 6 | 18 | 7 Mauricette Amandine | | 6 | 13 | 9 Deveaux Brittney |
| 5 | 15 | 8 Stephen Delphine | | 5 | 13 | 1 Bastian Melinda |
| 10 | 34 | Total Team | Block | 4 | 28 | Total Team |
| 5 | 9 | 12 Turiaf Leslie | | 1 | 4 | 5 Saunders Je'Nae |
| 3 | 4 | 8 Stephen Delphine | | 1 | 4 | 9 Deveaux Brittney |
| 1 | 6 | 9 Azille Vanessa | 1 | 10 | 10 Johnson Kelsie | |
| 5 | 74 | Total Team | Serve | 5 | 58 | Total Team |
| 2 | 11 | 9 Azille Vanessa | | 2 | 16 | 5 Saunders Je'Nae |
| 2 | 11 | 12 Turiaf Leslie | | 1 | 11 | 9 Deveaux Brittney |
| 1 | 14 | 8 Stephen Delphine | 1 | 4 | 1 Bastian Melinda | |
| 25 | | Total Team | Opp. error | 21 | | Total Team |
| 76 | 180 | Total Team | Total | 56 | 171 | Total Team |
| 27 | 47 | 12 Turiaf Leslie | Best Scorer | 8 | 28 | 9 Deveaux Brittney |

■ Starting line-up Pts = Points scored [nn] = Captain
□ Substitute Atts = Attempts L = Libero
Opp = Opponent

Name game jury president:
Signature:





P-2 VOLLEYBALL • Match result



Women World Championship 2018 Grupo C Women Group C

Match: 2 **Date:** 12/11/2016 **Spectators:** 150
City: Frank Sound, GRan Ca
Hall: Clifton Hunter High School
Match duration: **Start:** 19:00 **End:** 17:08 **Total:** 22:08

| Teams | Sets | 1 | 2 | 3 | 4 | 5 | Total |
|---------------------|----------|------|------|------|---|---|-------|
| CAY | 0 | 12 | 15 | 21 | | | 48 |
| BON | 3 | 25 | 25 | 25 | | | 75 |
| Set duration | | 0:18 | 0:21 | 0:23 | | | 1:02 |

Referees: Pascal Labylle (GDP) & Lanza Miller (BAH)

| CAY • Cayman Islands | | 1 | 2 | 3 | 4 | 5 | Pts |
|----------------------|----------------------|---|---|---|---|---|-----|
| 1 | Burrowes Melissa | ■ | ■ | ■ | | | |
| 2 | Espinal Trisha | | | | | | |
| 3 | Smith-Johnson Chante | ■ | ■ | ■ | | | 7 |
| 4 | Gaetos Chlouie | ■ | ■ | ■ | | | 1 |
| 5 | Smith Jossannah | | | | | | |
| 6 | L Miller Katherine | L | L | L | | | |
| 7 | Jackson Stephanie | | | | ■ | | 1 |
| 8 | Wong Amanda | | | | | | |
| 9 | Manoy Sarah Joy | | | | | | |
| 10 | Stefania Gandolfi | ■ | ■ | ■ | | | 3 |
| 11 | Kelly Stacy-Ann | ■ | ■ | ■ | | | 4 |
| 12 | Mascarenhas Brenda | ■ | ■ | | | | 1 |

| BON • Bonaire | | 1 | 2 | 3 | 4 | 5 | Pts |
|---------------|-----------------------|---|---|---|---|---|-----|
| 1 | Batista Jarisma | ■ | ■ | ■ | | | 7 |
| 2 | Merzelina Ediline | | | | □ | | 1 |
| 3 | Merzelina Rudaliah | ■ | ■ | ■ | | | 3 |
| 4 | Sint Jago Lu-Allen | | | | | | |
| 5 | Van Der Linden Loes | ■ | ■ | ■ | | | 6 |
| 7 | van Arneman Claudette | ■ | ■ | ■ | | | 10 |
| 8 | Anthony Shaneline | | | | | | |
| 9 | L Ensing Mirjam | L | L | L | | | |
| 10 | Borja Varon Alexandra | ■ | ■ | ■ | | | 4 |
| 11 | Claessens Lin | ■ | ■ | ■ | | | 6 |
| 12 | Sint Jago Rachida | | | | □ | | |

Coach: RAY, MARK (CAY)
Assistant: ALLEYNE, TROY (CAY)

Coach: Richardson, Leo (BON)
Assistant: Günther, Antje (BON)

TEAMS AND PLAYERS PERFORMANCES

| Won Pts | Total Atts | No Name | Scoring Skills | Won Pts | Total Atts | No Name |
|-----------|------------|------------------------|--------------------|--------------|-------------------------|--------------------------|
| 9 | 57 | Total Team | | 22 | 56 | Total Team |
| 6 | 19 | 3 Smith-Johnson Chante | Spike | 6 | 10 | 7 van Arneman Claudette |
| 2 | 13 | 11 Kelly Stacy-Ann | | 4 | 9 | 5 Van Der Linden Loes |
| 1 | 10 | 10 Stefania Gandolfi | | 4 | 19 | 10 Borja Varon Alexandra |
| 1 | 15 | Total Team | Block | 2 | 12 | Total Team |
| 1 | 6 | 11 Kelly Stacy-Ann | | 1 | 6 | 5 Van Der Linden Loes |
| | | | Serve | 1 | 2 | 7 van Arneman Claudette |
| 7 | 50 | Total Team | | 13 | 73 | Total Team |
| 2 | 10 | 10 Stefania Gandolfi | | 5 | 14 | 1 Batista Jarisma |
| 1 | 5 | 12 Mascarenhas Brenda | 3 | 17 | 7 van Arneman Claudette | |
| 1 | 6 | 3 Smith-Johnson Chante | 2 | 11 | 11 Claessens Lin | |
| 31 | | Total Team | Opp. error | 38 | | Total Team |
| 48 | 122 | Total Team | | Total | 75 | 141 |
| 7 | 29 | 3 Smith-Johnson Chante | Best Scorer | 10 | 29 | 7 van Arneman Claudette |

■ Starting line-up Pts = Points scored □nn = Captain
□ Substitute Atts = Attempts L = Libero
Opp = Opponent

Name game jury president:

Signature:





P-3 VOLLEYBALL • Match players ranking




Women World Championship 2018 Grupo C
Women Group C

Match: 1 **Date:** 12/11/2016 **Spectators:** 100
City: Frank Sound, GRan Ca
Hall: Clifton Hunter High School
Match duration: **Start:** 17:00 **End:** 18:24 **Total:** 1:24

| Teams | Sets | 1 | 2 | 3 | 4 | 5 | Total |
|---------------------|----------|------|------|------|---|---|-------|
| GDP | 3 | 25 | 25 | 26 | | | 76 |
| BAH | 0 | 21 | 11 | 24 | | | 56 |
| Set duration | | 0:21 | 0:20 | 0:37 | | | 1:18 |


GDP • Guadeloupe



Spike

Succ. %
Limit: 15.00%

| Rk | No | Name | Spikes | Faults | Shots | Total Attempts | Note |
|-------------------|----|---------------------|--------|--------|-------|----------------|-------|
| 1 | 12 | Turiaf Leslie | 20 | 1 | 6 | 27 | 74.07 |
| 2 | 7 | Mauricette Amandine | 6 | 2 | 10 | 18 | 33.33 |
| 2 | 8 | Stephen Delphine | 5 | 4 | 6 | 15 | 33.33 |
| - | 4 | Aucan Beatrice | 2 | 1 | 1 | 4 | |
| - | 9 | Azille Vanessa | 2 | 2 | - | 4 | |
| - | 11 | Ramier Sandra | 1 | - | 1 | 2 | |
| - | 5 | Boudine Remyka | - | - | 1 | 1 | |
| - | 14 | Ransy Julie | - | 1 | - | 1 | |
| - | 3 | Minfir Misha | - | - | - | - | |
| Others | | | - | - | - | - | |
| Total Team | | | 36 | 11 | 25 | 72 | 50.00 |



Block

Avg. by set

| Rk | No | Name | Kill Blocks | Faults | Rebounds | Total Attempts | Note |
|-------------------|----|---------------------|-------------|--------|----------|----------------|------|
| 1 | 12 | Turiaf Leslie | 5 | 2 | 2 | 9 | 1.67 |
| 2 | 8 | Stephen Delphine | 3 | - | 1 | 4 | 1.00 |
| 3 | 9 | Azille Vanessa | 1 | 3 | 2 | 6 | 0.33 |
| 3 | 11 | Ramier Sandra | 1 | 5 | 2 | 8 | 0.33 |
| - | 3 | Minfir Misha | - | - | - | - | |
| - | 5 | Boudine Remyka | - | - | - | - | |
| - | 14 | Ransy Julie | - | - | - | - | |
| - | 4 | Aucan Beatrice | - | 2 | 3 | 5 | |
| - | 7 | Mauricette Amandine | - | 1 | 1 | 2 | |
| Others | | | - | - | - | - | |
| Total Team | | | 10 | 13 | 11 | 34 | 3.33 |





P-3 VOLLEYBALL • Match players ranking




Women World Championship 2018 Grupo C
Women Group C

Match: 1 **Date:** 12/11/2016 **Spectators:** 100
City: Frank Sound, GRan Ca
Hall: Clifton Hunter High School
Match duration: **Start:** 17:00 **End:** 18:24 **Total:** 1:24

| Teams | Sets | 1 | 2 | 3 | 4 | 5 | Total |
|---------------------|----------|------|------|------|---|---|-------|
| GDP | 3 | 25 | 25 | 26 | | | 76 |
| BAH | 0 | 21 | 11 | 24 | | | 56 |
| Set duration | | 0:21 | 0:20 | 0:37 | | | 1:18 |

GDP • Guadeloupe

| Rk | No | Name | Aces | Faults | Serve Hits | Total Attempts | Note |
|-------------------|----|---------------------|------|--------|------------|----------------|------|
| 1 | 9 | Azille Vanessa | 2 | 1 | 8 | 11 | 0.67 |
| 1 | 12 | Turiaf Leslie | 2 | 2 | 7 | 11 | 0.67 |
| 3 | 8 | Stephen Delphine | 1 | 2 | 11 | 14 | 0.33 |
| - | 3 | Minfir Misha | - | - | - | - | |
| - | 5 | Boudine Remyka | - | - | - | - | |
| - | 7 | Mauricette Amandine | - | - | 11 | 11 | |
| - | 14 | Ransy Julie | - | - | - | - | |
| - | 11 | Ramier Sandra | - | 1 | 7 | 8 | |
| - | 4 | Aucan Beatrice | - | 3 | 16 | 19 | |
| Others | | | - | - | - | - | |
| Total Team | | | 5 | 9 | 60 | 74 | 1.67 |




Serve

Avg. by set

| Team | Opponent errors & Team faults | Aces | Faults | Serve Hits | Total Attempts | Note |
|------|-------------------------------|------|--------|------------|----------------|------|
| | Opponent errors & Team faults | 25 | - | | 25 | |

| Rk | No | Name | Digs | Faults | Receptions | Total Attempts | Note |
|-------------------|----|---------------------|------|--------|------------|----------------|------|
| 1 | 7 | Mauricette Amandine | 2 | 1 | 4 | 7 | 0.67 |
| 2 | 4 | Aucan Beatrice | 1 | - | 3 | 4 | 0.33 |
| 2 | 9 | Azille Vanessa | 1 | 1 | 4 | 6 | 0.33 |
| 2 | 14 | Ransy Julie | 1 | 3 | 13 | 17 | 0.33 |
| - | 3 | Minfir Misha | - | - | - | - | |
| - | 5 | Boudine Remyka | - | - | - | - | |
| - | 8 | Stephen Delphine | - | 1 | 6 | 7 | |
| - | 12 | Turiaf Leslie | - | 2 | 3 | 5 | |
| - | 11 | Ramier Sandra | - | 2 | 1 | 3 | |
| Others | | | - | - | - | - | |
| Total Team | | | 5 | 10 | 34 | 49 | 1.67 |



Dig

Avg. by set





P-3 VOLLEYBALL • Match players ranking




Women World Championship 2018 Grupo C
Women Group C

Match: 1 **Date:** 12/11/2016 **Spectators:** 100
City: Frank Sound, GRan Ca
Hall: Clifton Hunter High School
Match duration: **Start:** 17:00 **End:** 18:24 **Total:** 1:24

| Teams | Sets | 1 | 2 | 3 | 4 | 5 | Total |
|---------------------|----------|------|------|------|---|---|-------|
| GDP | 3 | 25 | 25 | 26 | | | 76 |
| BAH | 0 | 21 | 11 | 24 | | | 56 |
| Set duration | | 0:21 | 0:20 | 0:37 | | | 1:18 |


GDP • Guadeloupe



Set

Avg. by set

| Rk | No | Name | Running Sets | Faults | Still Sets | Total Attempts | Note |
|-------------------|----|---------------------|--------------|--------|------------|----------------|------|
| 1 | 4 | Aucan Beatrice | 12 | 5 | 47 | 64 | 4.00 |
| - | 3 | Minfir Misha | - | - | - | - | |
| - | 5 | Boudine Remyka | - | - | - | - | |
| - | 9 | Azille Vanessa | - | - | 2 | 2 | |
| - | 11 | Ramier Sandra | - | - | 2 | 2 | |
| - | 12 | Turiaf Leslie | - | - | 1 | 1 | |
| - | 14 | Ransy Julie | - | - | 1 | 1 | |
| - | 7 | Mauricette Amandine | - | 1 | 2 | 3 | |
| - | 8 | Stephen Delphine | - | 1 | 2 | 3 | |
| Others | | | - | - | - | - | |
| Total Team | | | 12 | 7 | 57 | 76 | 4.00 |



Reception

Eff. %
Limit: 20.00%

| Rk | No | Name | Excellents | Faults | Serve Receptions | Total Attempts | Note |
|-------------------|----|---------------------|------------|--------|------------------|----------------|-------|
| 1 | 8 | Stephen Delphine | 4 | - | 7 | 11 | 36.36 |
| 2 | 7 | Mauricette Amandine | 6 | - | 13 | 19 | 31.58 |
| - | 12 | Turiaf Leslie | - | - | 1 | 1 | |
| - | 3 | Minfir Misha | - | - | - | - | |
| - | 4 | Aucan Beatrice | - | - | - | - | |
| - | 5 | Boudine Remyka | - | - | - | - | |
| - | 11 | Ramier Sandra | - | - | - | - | |
| - | 14 | Ransy Julie | 2 | 5 | 9 | 16 | |
| - | 9 | Azille Vanessa | - | 1 | - | 1 | |
| Others | | | - | - | - | - | |
| Total Team | | | 12 | 6 | 30 | 48 | 12.50 |





P-3 VOLLEYBALL • Match players ranking




Women World Championship 2018 Grupo C
Women Group C

Match: 1 **Date:** 12/11/2016 **Spectators:** 100
City: Frank Sound, GRan Ca
Hall: Clifton Hunter High School
Match duration: **Start:** 17:00 **End:** 18:24 **Total:** 1:24

| Teams | Sets | 1 | 2 | 3 | 4 | 5 | Total |
|---------------------|----------|------|------|------|---|---|-------|
| GDP | 3 | 25 | 25 | 26 | | | 76 |
| BAH | 0 | 21 | 11 | 24 | | | 56 |
| Set duration | | 0:21 | 0:20 | 0:37 | | | 1:18 |




BAH • Bahamas



Spike

Succ. %
Limit: 15.00%

| Rk | No | Name | Spikes | Faults | Shots | Total Attempts | Note |
|-------------------|----|------------------|--------|--------|-------|----------------|-------|
| 1 | 9 | Deveaux Brittney | 6 | 4 | 3 | 13 | 46.15 |
| 2 | 1 | Bastian Melinda | 5 | 1 | 7 | 13 | 38.46 |
| 3 | 3 | Moss Davia | 4 | 6 | 3 | 13 | 30.77 |
| 4 | 2 | Bonamy Brittany | 6 | 3 | 17 | 26 | 23.08 |
| - | 10 | Johnson Kelsie | 3 | 2 | 6 | 11 | |
| - | 7 | Sands Laval | 2 | 1 | 3 | 6 | |
| - | 5 | Saunders Je'Nae | - | - | 2 | 2 | |
| - | 4 | Mackey Chandra | - | - | 1 | 1 | |
| - | 6 | Albury Sari | - | - | - | - | |
| - | 8 | Adderley Eugunie | - | - | - | - | |
| - | 11 | McPHEE Shantia | - | - | - | - | |
| - | 12 | Brennen Latavia | - | - | - | - | |
| Others | | | - | - | - | - | |
| Total Team | | | 26 | 17 | 42 | 85 | 30.59 |



Block

Avg. by set

| Rk | No | Name | Kill Blocks | Faults | Rebounds | Total Attempts | Note |
|-------------------|----|------------------|-------------|--------|----------|----------------|------|
| 1 | 5 | Saunders Je'Nae | 1 | 1 | 2 | 4 | 0.33 |
| 1 | 9 | Deveaux Brittney | 1 | 2 | 1 | 4 | 0.33 |
| 1 | 10 | Johnson Kelsie | 1 | 6 | 3 | 10 | 0.33 |
| 1 | 3 | Moss Davia | 1 | 2 | - | 3 | 0.33 |
| - | 2 | Bonamy Brittany | - | - | 4 | 4 | |
| - | 4 | Mackey Chandra | - | - | - | - | |
| - | 6 | Albury Sari | - | - | - | - | |
| - | 8 | Adderley Eugunie | - | - | - | - | |
| - | 11 | McPHEE Shantia | - | - | - | - | |
| - | 12 | Brennen Latavia | - | - | - | - | |
| - | 1 | Bastian Melinda | - | 1 | - | 1 | |
| - | 7 | Sands Laval | - | 2 | - | 2 | |
| Others | | | - | - | - | - | |
| Total Team | | | 4 | 14 | 10 | 28 | 1.33 |





P-3 VOLLEYBALL • Match players ranking




Women World Championship 2018 Grupo C
Women Group C

Match: 1 Date: 12/11/2016 Spectators: 100
City: Frank Sound, GRan Ca
Hall: Clifton Hunter High School
Match duration: Start: 17:00 End: 18:24 Total: 1:24

| Teams | Sets | 1 | 2 | 3 | 4 | 5 | Total |
|--------------|------|------|------|------|---|---|-------|
| GDP | 3 | 25 | 25 | 26 | | | 76 |
| BAH | 0 | 21 | 11 | 24 | | | 56 |
| Set duration | | 0:21 | 0:20 | 0:37 | | | 1:18 |



BAH • Bahamas




Serve

Avg. by set

| Rk | No | Name | Aces | Faults | Serve Hits | Total Attempts | Note |
|-------------------|----|------------------|------|--------|------------|----------------|------|
| 1 | 5 | Saunders Je'Nae | 2 | 2 | 12 | 16 | 0.67 |
| 2 | 9 | Deveaux Brittney | 1 | 2 | 8 | 11 | 0.33 |
| 2 | 1 | Bastian Melinda | 1 | 1 | 2 | 4 | 0.33 |
| 2 | 2 | Bonamy Brittany | 1 | 2 | 5 | 8 | 0.33 |
| - | 4 | Mackey Chandra | - | - | - | - | |
| - | 6 | Albury Sari | - | - | - | - | |
| - | 8 | Adderley Eugunie | - | - | - | - | |
| - | 11 | McPHEE Shantia | - | - | - | - | |
| - | 12 | Brennen Latavia | - | - | - | - | |
| - | 3 | Moss Davia | - | 1 | 8 | 9 | |
| - | 10 | Johnson Kelsie | - | 1 | 6 | 7 | |
| - | 7 | Sands Laval | - | 1 | 2 | 3 | |
| Others | | | - | - | - | - | |
| Total Team | | | 5 | 10 | 43 | 58 | 1.67 |

Team

| | | | | | |
|-------------------------------|----|---|--|----|--|
| Opponent errors & Team faults | 21 | - | | 21 | |
|-------------------------------|----|---|--|----|--|



Dig

Avg. by set

| Rk | No | Name | Digs | Faults | Receptions | Total Attempts | Note |
|-------------------|----|------------------|------|--------|------------|----------------|------|
| 1 | 4 | Mackey Chandra | 3 | 7 | 9 | 19 | 1.00 |
| - | 6 | Albury Sari | - | - | - | - | |
| - | 8 | Adderley Eugunie | - | - | - | - | |
| - | 11 | McPHEE Shantia | - | - | - | - | |
| - | 12 | Brennen Latavia | - | - | - | - | |
| - | 1 | Bastian Melinda | - | 2 | 5 | 7 | |
| - | 5 | Saunders Je'Nae | - | 4 | 5 | 9 | |
| - | 2 | Bonamy Brittany | - | 4 | 4 | 8 | |
| - | 3 | Moss Davia | - | 1 | 1 | 2 | |
| - | 7 | Sands Laval | - | 1 | 1 | 2 | |
| - | 9 | Deveaux Brittney | - | 2 | - | 2 | |
| - | 10 | Johnson Kelsie | - | 2 | - | 2 | |
| Others | | | - | - | - | - | |
| Total Team | | | 3 | 23 | 25 | 51 | 1.00 |





P-3 VOLLEYBALL • Match players ranking




Women World Championship 2018 Grupo C
Women Group C

Match: 1 **Date:** 12/11/2016 **Spectators:** 100
City: Frank Sound, GRan Ca
Hall: Clifton Hunter High School
Match duration: **Start:** 17:00 **End:** 18:24 **Total:** 1:24

| Teams | Sets | 1 | 2 | 3 | 4 | 5 | Total |
|---------------------|----------|------|------|------|---|---|-------|
| GDP | 3 | 25 | 25 | 26 | | | 76 |
| BAH | 0 | 21 | 11 | 24 | | | 56 |
| Set duration | | 0:21 | 0:20 | 0:37 | | | 1:18 |




BAH • Bahamas



Set

Avg. by set

| Rk | No | Name | Running Sets | Faults | Still Sets | Total Attempts | Note |
|-------------------|----|------------------|--------------|--------|------------|----------------|------|
| 1 | 5 | Saunders Je'Nae | 9 | 5 | 60 | 74 | 3.00 |
| - | 2 | Bonamy Brittany | - | - | 2 | 2 | |
| - | 3 | Moss Davia | - | - | 4 | 4 | |
| - | 6 | Albury Sari | - | - | - | - | |
| - | 7 | Sands Laval | - | - | 2 | 2 | |
| - | 8 | Adderley Eugunie | - | - | - | - | |
| - | 9 | Deveaux Brittney | - | - | - | - | |
| - | 10 | Johnson Kelsie | - | - | 1 | 1 | |
| - | 11 | McPHEE Shantia | - | - | - | - | |
| - | 12 | Brennen Latavia | - | - | - | - | |
| - | 1 | Bastian Melinda | - | 1 | 2 | 3 | |
| - | 4 | Mackey Chandra | - | 1 | 1 | 2 | |
| Others | | | - | - | - | - | |
| Total Team | | | 9 | 7 | 72 | 88 | 3.00 |



Reception

Eff. %
Limit: 20.00%

| Rk | No | Name | Excellents | Faults | Serve Receptions | Total Attempts | Note |
|-------------------|----|------------------|------------|--------|------------------|----------------|-------|
| 1 | 7 | Sands Laval | 5 | - | 10 | 15 | 33.33 |
| 2 | 3 | Moss Davia | 4 | 1 | 12 | 17 | 17.65 |
| 3 | 4 | Mackey Chandra | 3 | 3 | 13 | 19 | 0.00 |
| - | 2 | Bonamy Brittany | 1 | - | 7 | 8 | |
| - | 1 | Bastian Melinda | 1 | 1 | 2 | 4 | |
| - | 5 | Saunders Je'Nae | 1 | - | 1 | 2 | |
| - | 6 | Albury Sari | - | - | - | - | |
| - | 8 | Adderley Eugunie | - | - | - | - | |
| - | 9 | Deveaux Brittney | - | - | - | - | |
| - | 10 | Johnson Kelsie | - | - | - | - | |
| - | 11 | McPHEE Shantia | - | - | - | - | |
| - | 12 | Brennen Latavia | - | - | - | - | |
| Others | | | - | - | - | - | |
| Total Team | | | 15 | 5 | 45 | 65 | 15.38 |





P-3 VOLLEYBALL • Match players ranking




Women World Championship 2018 Grupo C
Women Group C

Match: 2 **Date:** 12/11/2016 **Spectators:** 150
City: Frank Sound, GRan Ca
Hall: Clifton Hunter High School
Match duration: **Start:** 19:00 **End:** 17:08 **Total:** 22:08

| Teams | Sets | 1 | 2 | 3 | 4 | 5 | Total |
|---------------------|----------|------|------|------|---|---|-------|
| CAY | 0 | 12 | 15 | 21 | | | 48 |
| BON | 3 | 25 | 25 | 25 | | | 75 |
| Set duration | | 0:18 | 0:21 | 0:23 | | | 1:02 |




CAY • Cayman Islands



Spike

Succ. %
Limit: 15.00%

| Rk | No | Name | Spikes | Faults | Shots | Total Attempts | Note |
|-------------------|----|----------------------|--------|--------|-------|----------------|-------|
| 1 | 3 | Smith-Johnson Chante | 6 | 6 | 7 | 19 | 31.58 |
| 2 | 11 | Kelly Stacy-Ann | 2 | 2 | 9 | 13 | 15.38 |
| 3 | 10 | Stefania Gandolfi | 1 | - | 9 | 10 | 10.00 |
| - | 1 | Burrowes Melissa | - | 2 | 6 | 8 | |
| - | 4 | Gaetos Chlouie | - | 2 | 2 | 4 | |
| - | 12 | Mascarenhas Brenda | - | - | 1 | 1 | |
| - | 6 | Miller Katherine | - | 1 | - | 1 | |
| - | 7 | Jackson Stephanie | - | 1 | - | 1 | |
| - | 2 | Espinal Trisha | - | - | - | - | |
| - | 5 | Smith Jossannah | - | - | - | - | |
| - | 8 | Wong Amanda | - | - | - | - | |
| - | 9 | Manoy Sarah Joy | - | - | - | - | |
| Others | | | - | - | - | - | |
| Total Team | | | 9 | 14 | 34 | 57 | 15.79 |



Block

Avg. by set

| Rk | No | Name | Kill Blocks | Faults | Rebounds | Total Attempts | Note |
|-------------------|----|----------------------|-------------|--------|----------|----------------|------|
| 1 | 11 | Kelly Stacy-Ann | 1 | 3 | 2 | 6 | 0.33 |
| - | 2 | Espinal Trisha | - | - | - | - | |
| - | 5 | Smith Jossannah | - | - | - | - | |
| - | 6 | Miller Katherine | - | - | - | - | |
| - | 7 | Jackson Stephanie | - | - | - | - | |
| - | 8 | Wong Amanda | - | - | - | - | |
| - | 9 | Manoy Sarah Joy | - | - | - | - | |
| - | 10 | Stefania Gandolfi | - | - | - | - | |
| - | 12 | Mascarenhas Brenda | - | - | - | - | |
| - | 1 | Burrowes Melissa | - | 1 | 1 | 2 | |
| - | 3 | Smith-Johnson Chante | - | 4 | - | 4 | |
| - | 4 | Gaetos Chlouie | - | 3 | - | 3 | |
| Others | | | - | - | - | - | |
| Total Team | | | 1 | 11 | 3 | 15 | 0.33 |





P-3 VOLLEYBALL • Match players ranking




Women World Championship 2018 Grupo C
Women Group C

Match: 2 **Date:** 12/11/2016 **Spectators:** 150
City: Frank Sound, GRan Ca
Hall: Clifton Hunter High School
Match duration: **Start:** 19:00 **End:** 17:08 **Total:** 22:08

| Teams | Sets | 1 | 2 | 3 | 4 | 5 | Total |
|---------------------|----------|------|------|------|---|---|-------|
| CAY | 0 | 12 | 15 | 21 | | | 48 |
| BON | 3 | 25 | 25 | 25 | | | 75 |
| Set duration | | 0:18 | 0:21 | 0:23 | | | 1:02 |



CAY • Cayman Islands




Serve

Avg. by set

| Rk | No | Name | Aces | Faults | Serve Hits | Total Attempts | Note |
|-------------------|----|----------------------|------|--------|------------|----------------|------|
| 1 | 10 | Stefania Gandolfi | 2 | 1 | 7 | 10 | 0.67 |
| 2 | 12 | Mascarenhas Brenda | 1 | - | 4 | 5 | 0.33 |
| 2 | 3 | Smith-Johnson Chante | 1 | 1 | 4 | 6 | 0.33 |
| 2 | 11 | Kelly Stacy-Ann | 1 | 3 | 9 | 13 | 0.33 |
| 2 | 4 | Gaetos Chlouie | 1 | 2 | 3 | 6 | 0.33 |
| 2 | 7 | Jackson Stephanie | 1 | 2 | 3 | 6 | 0.33 |
| - | 2 | Espinal Trisha | - | - | - | - | |
| - | 5 | Smith Jossannah | - | - | - | - | |
| - | 6 | Miller Katherine | - | - | - | - | |
| - | 8 | Wong Amanda | - | - | - | - | |
| - | 9 | Manoy Sarah Joy | - | - | - | - | |
| - | 1 | Burrowes Melissa | - | 1 | 3 | 4 | |
| Others | | | - | - | - | - | |
| Total Team | | | 7 | 10 | 33 | 50 | 2.33 |

Team

| | | | | | |
|-------------------------------|----|---|--|----|--|
| Opponent errors & Team faults | 31 | - | | 31 | |
|-------------------------------|----|---|--|----|--|



Dig

Avg. by set

| Rk | No | Name | Digs | Faults | Receptions | Total Attempts | Note |
|-------------------|----|----------------------|------|--------|------------|----------------|------|
| 1 | 4 | Gaetos Chlouie | 1 | 5 | 5 | 11 | 0.33 |
| - | 1 | Burrowes Melissa | - | - | 4 | 4 | |
| - | 2 | Espinal Trisha | - | - | - | - | |
| - | 3 | Smith-Johnson Chante | - | - | 5 | 5 | |
| - | 5 | Smith Jossannah | - | - | - | - | |
| - | 8 | Wong Amanda | - | - | - | - | |
| - | 9 | Manoy Sarah Joy | - | - | - | - | |
| - | 10 | Stefania Gandolfi | - | 1 | 7 | 8 | |
| - | 12 | Mascarenhas Brenda | - | 1 | 2 | 3 | |
| - | 6 | Miller Katherine | - | 3 | 5 | 8 | |
| - | 7 | Jackson Stephanie | - | 1 | 1 | 2 | |
| - | 11 | Kelly Stacy-Ann | - | 2 | - | 2 | |
| Others | | | - | - | - | - | |
| Total Team | | | 1 | 13 | 29 | 43 | 0.33 |





P-3 VOLLEYBALL • Match players ranking




Women World Championship 2018 Grupo C
Women Group C

Match: 2 **Date:** 12/11/2016 **Spectators:** 150
City: Frank Sound, GRan Ca
Hall: Clifton Hunter High School
Match duration: **Start:** 19:00 **End:** 17:08 **Total:** 22:08

| Teams | Sets | 1 | 2 | 3 | 4 | 5 | Total |
|---------------------|----------|------|------|------|---|---|-------|
| CAY | 0 | 12 | 15 | 21 | | | 48 |
| BON | 3 | 25 | 25 | 25 | | | 75 |
| Set duration | | 0:18 | 0:21 | 0:23 | | | 1:02 |




CAY • Cayman Islands



Set

Avg. by set

| Rk | No | Name | Running Sets | Faults | Still Sets | Total Attempts | Note |
|-------------------|----|----------------------|--------------|--------|------------|----------------|------|
| 1 | 12 | Mascarenhas Brenda | 1 | 11 | 27 | 39 | 0.33 |
| - | 2 | Espinal Trisha | - | - | - | - | |
| - | 3 | Smith-Johnson Chante | - | - | 6 | 6 | |
| - | 4 | Gaetos Chlouie | - | - | 1 | 1 | |
| - | 5 | Smith Jossannah | - | - | - | - | |
| - | 6 | Miller Katherine | - | - | 1 | 1 | |
| - | 8 | Wong Amanda | - | - | - | - | |
| - | 9 | Manoy Sarah Joy | - | - | - | - | |
| - | 11 | Kelly Stacy-Ann | - | - | 2 | 2 | |
| - | 7 | Jackson Stephanie | - | 2 | 11 | 13 | |
| - | 10 | Stefania Gandolfi | - | 1 | 4 | 5 | |
| - | 1 | Burrowes Melissa | - | 1 | 1 | 2 | |
| Others | | | - | - | - | - | |
| Total Team | | | 1 | 15 | 53 | 69 | 0.33 |



Reception

Eff. %
Limit: 20.00%

| Rk | No | Name | Excellents | Faults | Serve Receptions | Total Attempts | Note |
|-------------------|----|----------------------|------------|--------|------------------|----------------|-------|
| 1 | 3 | Smith-Johnson Chante | 4 | - | 14 | 18 | 22.22 |
| 2 | 10 | Stefania Gandolfi | 3 | 3 | 13 | 19 | 0.00 |
| - | 1 | Burrowes Melissa | - | - | - | - | |
| - | 2 | Espinal Trisha | - | - | - | - | |
| - | 5 | Smith Jossannah | - | - | - | - | |
| - | 7 | Jackson Stephanie | - | - | - | - | |
| - | 8 | Wong Amanda | - | - | - | - | |
| - | 9 | Manoy Sarah Joy | - | - | - | - | |
| - | 11 | Kelly Stacy-Ann | - | - | - | - | |
| - | 12 | Mascarenhas Brenda | - | - | - | - | |
| - | 6 | Miller Katherine | 1 | 6 | 8 | 15 | |
| - | 4 | Gaetos Chlouie | - | 3 | 3 | 6 | |
| Others | | | - | - | - | - | |
| Total Team | | | 8 | 12 | 38 | 58 | |





P-3 VOLLEYBALL • Match players ranking




Women World Championship 2018 Grupo C
Women Group C

Match: 2 **Date:** 12/11/2016 **Spectators:** 150
City: Frank Sound, GRan Ca
Hall: Clifton Hunter High School
Match duration: **Start:** 19:00 **End:** 17:08 **Total:** 22:08

| Teams | Sets | 1 | 2 | 3 | 4 | 5 | Total |
|---------------------|----------|------|------|------|---|---|-------|
| CAY | 0 | 12 | 15 | 21 | | | 48 |
| BON | 3 | 25 | 25 | 25 | | | 75 |
| Set duration | | 0:18 | 0:21 | 0:23 | | | 1:02 |


BON • Bonaire



Spike

Succ. %
Limit: 15.00%

| Rk | No | Name | Spikes | Faults | Shots | Total Attempts | Note |
|-------------------|----|-----------------------|--------|--------|-------|----------------|-------|
| 1 | 7 | van Arneman Claudette | 6 | 1 | 3 | 10 | 60.00 |
| 2 | 5 | Van Der Linden Loes | 4 | - | 5 | 9 | 44.44 |
| 3 | 10 | Borja Varon Alexandra | 4 | 3 | 12 | 19 | 21.05 |
| - | 11 | Claessens Lin | 4 | 2 | 2 | 8 | |
| - | 1 | Batista Jarisma | 2 | 1 | 3 | 6 | |
| - | 3 | Mercelina Rudaliah | 2 | - | 2 | 4 | |
| - | 2 | Mercelina Ediline | - | - | - | - | |
| - | 4 | Sint Jago Lu-Allen | - | - | - | - | |
| - | 8 | Anthony Shaneline | - | - | - | - | |
| - | 9 | Ensing Mirjam | - | - | - | - | |
| - | 12 | Sint Jago Rachida | - | - | - | - | |
| Others | | | - | - | - | - | |
| Total Team | | | 22 | 7 | 27 | 56 | 39.29 |



Block

Avg. by set

| Rk | No | Name | Kill Blocks | Faults | Rebounds | Total Attempts | Note |
|-------------------|----|-----------------------|-------------|--------|----------|----------------|------|
| 1 | 5 | Van Der Linden Loes | 1 | - | 5 | 6 | 0.33 |
| 1 | 7 | van Arneman Claudette | 1 | 1 | - | 2 | 0.33 |
| - | 1 | Batista Jarisma | - | - | - | - | |
| - | 2 | Mercelina Ediline | - | - | - | - | |
| - | 3 | Mercelina Rudaliah | - | - | 1 | 1 | |
| - | 4 | Sint Jago Lu-Allen | - | - | - | - | |
| - | 8 | Anthony Shaneline | - | - | - | - | |
| - | 9 | Ensing Mirjam | - | - | 1 | 1 | |
| - | 10 | Borja Varon Alexandra | - | - | - | - | |
| - | 12 | Sint Jago Rachida | - | - | - | - | |
| - | 11 | Claessens Lin | - | 2 | - | 2 | |
| Others | | | - | - | - | - | |
| Total Team | | | 2 | 3 | 7 | 12 | 0.67 |





P-3 VOLLEYBALL • Match players ranking



Women World Championship 2018 Grupo C

Women Group C

Match: 2 **Date:** 12/11/2016 **Spectators:** 150
City: Frank Sound, GRan Ca
Hall: Clifton Hunter High School
Match duration: **Start:** 19:00 **End:** 17:08 **Total:** 22:08

| Teams | Sets | 1 | 2 | 3 | 4 | 5 | Total |
|---------------------|----------|------|------|------|---|---|-------|
| CAY | 0 | 12 | 15 | 21 | | | 48 |
| BON | 3 | 25 | 25 | 25 | | | 75 |
| Set duration | | 0:18 | 0:21 | 0:23 | | | 1:02 |

BON • Bonaire

| Rk | No | Name | Aces | Faults | Serve Hits | Total Attempts | Note |
|-------------------|----|-----------------------|------|--------|------------|----------------|------|
| 1 | 1 | Batista Jarisma | 5 | 4 | 5 | 14 | 1.67 |
| 2 | 7 | van Arneman Claudette | 3 | 1 | 13 | 17 | 1.00 |
| 3 | 11 | Claessens Lin | 2 | 2 | 7 | 11 | 0.67 |
| 4 | 3 | Mercelina Rudaliah | 1 | 3 | 10 | 14 | 0.33 |
| 4 | 2 | Mercelina Ediline | 1 | 1 | 1 | 3 | 0.33 |
| 4 | 5 | Van Der Linden Loes | 1 | 2 | 3 | 6 | 0.33 |
| - | 4 | Sint Jago Lu-Allen | - | - | - | - | |
| - | 8 | Anthony Shaneline | - | - | - | - | |
| - | 9 | Ensing Mirjam | - | - | - | - | |
| - | 10 | Borja Varon Alexandra | - | 1 | 6 | 7 | |
| - | 12 | Sint Jago Rachida | - | 1 | - | 1 | |
| Others | | | - | - | - | - | |
| Total Team | | | 13 | 15 | 45 | 73 | 4.33 |

| | | | | | | |
|-------------|-------------------------------|----|---|--|----|--|
| Team | Opponent errors & Team faults | 38 | - | | 38 | |
|-------------|-------------------------------|----|---|--|----|--|

| Rk | No | Name | Digs | Faults | Receptions | Total Attempts | Note |
|-------------------|----|-----------------------|------|--------|------------|----------------|------|
| 1 | 10 | Borja Varon Alexandra | 3 | 2 | 10 | 15 | 1.00 |
| 2 | 5 | Van Der Linden Loes | 1 | - | 4 | 5 | 0.33 |
| 2 | 11 | Claessens Lin | 1 | 2 | 1 | 4 | 0.33 |
| - | 1 | Batista Jarisma | - | - | 3 | 3 | |
| - | 2 | Mercelina Ediline | - | - | 2 | 2 | |
| - | 3 | Mercelina Rudaliah | - | - | 3 | 3 | |
| - | 4 | Sint Jago Lu-Allen | - | - | - | - | |
| - | 8 | Anthony Shaneline | - | - | - | - | |
| - | 9 | Ensing Mirjam | - | 1 | 3 | 4 | |
| - | 7 | van Arneman Claudette | - | 1 | 2 | 3 | |
| - | 12 | Sint Jago Rachida | - | 1 | - | 1 | |
| Others | | | - | - | - | - | |
| Total Team | | | 5 | 7 | 28 | 40 | 1.67 |





P-3 VOLLEYBALL • Match players ranking




Women World Championship 2018 Grupo C
Women Group C

Match: 2 **Date:** 12/11/2016 **Spectators:** 150
City: Frank Sound, GRan Ca
Hall: Clifton Hunter High School
Match duration: **Start:** 19:00 **End:** 17:08 **Total:** 22:08

| Teams | Sets | 1 | 2 | 3 | 4 | 5 | Total |
|---------------------|----------|------|------|------|---|---|-------|
| CAY | 0 | 12 | 15 | 21 | | | 48 |
| BON | 3 | 25 | 25 | 25 | | | 75 |
| Set duration | | 0:18 | 0:21 | 0:23 | | | 1:02 |


BON • Bonaire



Set

Avg. by set

| Rk | No | Name | Running Sets | Faults | Still Sets | Total Attempts | Note |
|-------------------|----|-----------------------|--------------|--------|------------|----------------|------|
| 1 | 3 | Mercelina Rudaliah | 4 | 10 | 35 | 49 | 1.33 |
| - | 1 | Batista Jarisma | - | - | 2 | 2 | |
| - | 2 | Mercelina Ediline | - | - | 1 | 1 | |
| - | 4 | Sint Jago Lu-Allen | - | - | - | - | |
| - | 7 | van Arneman Claudette | - | - | 4 | 4 | |
| - | 8 | Anthony Shaneline | - | - | - | - | |
| - | 9 | Ensing Mirjam | - | - | - | - | |
| - | 11 | Claessens Lin | - | - | - | - | |
| - | 12 | Sint Jago Rachida | - | - | - | - | |
| - | 10 | Borja Varon Alexandra | - | 1 | 2 | 3 | |
| - | 5 | Van Der Linden Loes | - | 1 | 1 | 2 | |
| Others | | | - | - | - | - | |
| Total Team | | | 4 | 12 | 45 | 61 | 1.33 |



Reception

Eff. %
Limit: 20.00%

| Rk | No | Name | Excellents | Faults | Serve Receptions | Total Attempts | Note |
|-------------------|----|-----------------------|------------|--------|------------------|----------------|-------|
| 1 | 10 | Borja Varon Alexandra | 6 | 1 | 11 | 18 | 27.78 |
| - | 9 | Ensing Mirjam | 1 | - | 5 | 6 | |
| - | 1 | Batista Jarisma | - | - | 5 | 5 | |
| - | 5 | Van Der Linden Loes | - | - | 3 | 3 | |
| - | 7 | van Arneman Claudette | - | - | 3 | 3 | |
| - | 2 | Mercelina Ediline | - | - | - | - | |
| - | 3 | Mercelina Rudaliah | - | - | - | - | |
| - | 4 | Sint Jago Lu-Allen | - | - | - | - | |
| - | 8 | Anthony Shaneline | - | - | - | - | |
| - | 12 | Sint Jago Rachida | - | - | - | - | |
| - | 11 | Claessens Lin | 1 | 3 | 1 | 5 | |
| Others | | | - | - | - | - | |
| Total Team | | | 8 | 4 | 28 | 40 | 10.00 |





P-4 VOLLEYBALL • Collated results & ranking



Women World Championship 2018 Grupo C

Results of Sunday, 13' 13e 'November' 13e '2016

MATCH RESULTS

Women Group C

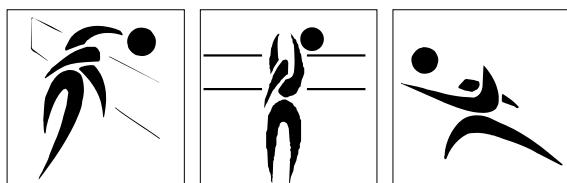
| No | Date | Teams | Set | Result per set (points) | | | | | Total Points | Time | Spectators |
|----|------------|-----------|-----|-------------------------|-------|-------|---|---|--------------|-------|------------|
| | | | | 1 | 2 | 3 | 4 | 5 | | | |
| 1 | 12/11/2016 | GDP - BAH | 3-0 | 25-21 | 25-11 | 26-24 | | | 76- 56 | 1:24 | 100 |
| 2 | 12/11/2016 | CAY - BON | 0-3 | 12-25 | 15-25 | 21-25 | | | 48- 75 | 22:08 | 150 |

TEAM RANKING

Women Group C

| Rk | Code | Team | Matches | | | Results Details | | | | | | Points | | | Sets | | | |
|----|------|----------------|---------|---|---|-----------------|-----|-----|-----|-----|-----|--------|-----|-----|-------|---|---|-------|
| | | | Pts | T | W | L | 3-0 | 3-1 | 3-2 | 2-3 | 1-3 | 0-3 | W | L | Ratio | W | L | Ratio |
| 1 | GDP | Guadeloupe | 10 | 2 | 2 | 0 | 2 | 0 | 0 | 0 | 0 | 0 | 151 | 94 | 1,606 | 6 | 0 | MAX |
| 2 | BON | Bonaire | 5 | 2 | 1 | 1 | 1 | 0 | 0 | 0 | 0 | 1 | 113 | 123 | 0,919 | 3 | 3 | 1,000 |
| 3 | BAH | Bahamas | 0 | 1 | 0 | 1 | 0 | 0 | 0 | 0 | 0 | 1 | 56 | 76 | 0,737 | 0 | 3 | |
| 4 | CAY | Cayman Islands | 0 | 1 | 0 | 1 | 0 | 0 | 0 | 0 | 0 | 1 | 48 | 75 | 0,640 | 0 | 3 | |





Best Scorers

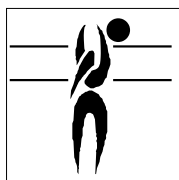
| Rk | No | Name | Team | Spike | Block | Serve | Total |
|-------------------------|----|-----------------------|------|-------|-------|-------|-------|
| 1 | 12 | Turiaf Leslie | GDP | 26 | 5 | 8 | 39 |
| 2 | 8 | Stephen Delphine | GDP | 11 | 5 | 2 | 18 |
| 3 | 7 | van Arneman Claudette | BON | 9 | 1 | 4 | 14 |
| 4 | 9 | Azille Vanessa | GDP | 6 | 3 | 4 | 13 |
| 5 | 11 | Ramier Sandra | GDP | 6 | 3 | 1 | 10 |
| 5 | 1 | Batista Jarisma | BON | 3 | 2 | 5 | 10 |
| 7 | 10 | Borja Varon Alexandra | BON | 8 | 0 | 1 | 9 |
| 8 | 9 | Deveaux Brittney | BAH | 6 | 1 | 1 | 8 |
| 8 | 5 | Van Der Linden Loes | BON | 6 | 1 | 1 | 8 |
| 10 | 3 | Smith-Johnson Chante | CAY | 6 | 0 | 1 | 7 |
| 10 | 2 | Bonamy Brittany | BAH | 6 | 0 | 1 | 7 |
| 10 | 7 | Mauricette Amandine | GDP | 7 | 0 | 0 | 7 |
| 10 | 11 | Claessens Lin | BON | 5 | 0 | 2 | 7 |
| 14 | 1 | Bastian Melinda | BAH | 5 | 0 | 1 | 6 |
| 15 | 3 | Moss Davia | BAH | 4 | 1 | 0 | 5 |
| 16 | 10 | Johnson Kelsie | BAH | 3 | 1 | 0 | 4 |
| 16 | 11 | Kelly Stacy-Ann | CAY | 2 | 1 | 1 | 4 |
| 16 | 4 | Aucan Beatrice | GDP | 4 | 0 | 0 | 4 |
| 19 | 10 | Stefania Gandolfi | CAY | 1 | 0 | 2 | 3 |
| 19 | 5 | Saunders Je'Nae | BAH | 0 | 1 | 2 | 3 |
| 19 | 5 | Boudine Remyka | GDP | 3 | 0 | 0 | 3 |
| 19 | 3 | Mercelina Rudaliah | BON | 2 | 0 | 1 | 3 |
| 23 | 7 | Sands Laval | BAH | 2 | 0 | 0 | 2 |
| 24 | 4 | Gaetos Chlouie | CAY | 0 | 0 | 1 | 1 |
| 24 | 7 | Jackson Stephanie | CAY | 0 | 0 | 1 | 1 |
| 24 | 12 | Mascarenhas Brenda | CAY | 0 | 0 | 1 | 1 |
| 24 | 8 | Anthony Shaneline | BON | 1 | 0 | 0 | 1 |
| 24 | 3 | Minfir Misha | GDP | 1 | 0 | 0 | 1 |
| 24 | 2 | Mercelina Ediline | BON | 0 | 0 | 1 | 1 |
| 24 | 4 | Sint Jago Lu-Allen | BON | 0 | 0 | 1 | 1 |
| 31 | 1 | Burrowes Melissa | CAY | 0 | 0 | 0 | 0 |
| 31 | 2 | Espinal Trisha | CAY | 0 | 0 | 0 | 0 |
| 31 | 5 | Smith Jossannah | CAY | 0 | 0 | 0 | 0 |
| 31 | 6 | Miller Katherine | CAY | 0 | 0 | 0 | 0 |
| 31 | 8 | Wong Amanda | CAY | 0 | 0 | 0 | 0 |
| 31 | 9 | Manoy Sarah Joy | CAY | 0 | 0 | 0 | 0 |
| 31 | 4 | Mackey Chandra | BAH | 0 | 0 | 0 | 0 |
| 31 | 6 | Albury Sari | BAH | 0 | 0 | 0 | 0 |
| 31 | 8 | Adderley Eugunie | BAH | 0 | 0 | 0 | 0 |
| 31 | 11 | McPHEE Shantia | BAH | 0 | 0 | 0 | 0 |
| 31 | 12 | Brennen Latavia | BAH | 0 | 0 | 0 | 0 |
| 31 | 9 | Ensing Mirjam | BON | 0 | 0 | 0 | 0 |
| 31 | 12 | Sint Jago Rachida | BON | 0 | 0 | 0 | 0 |
| 31 | 14 | Ransy Julie | GDP | 0 | 0 | 0 | 0 |
| Total tournament | | | | 133 | 25 | 43 | 201 |



Best Spikers

Limit: 15.00%

| Rk | No | Name | Team | Spikes | Faults | Shots | Total Attempts | Succ. % |
|-------------------------|----|-----------------------|------|--------|--------|-------|----------------|---------|
| 1 | 12 | Turiaf Leslie | GDP | 26 | 2 | 9 | 37 | 70.27 |
| 2 | 9 | Deveaux Brittney | BAH | 6 | 4 | 3 | 13 | 46.15 |
| 3 | 1 | Bastian Melinda | BAH | 5 | 1 | 7 | 13 | 38.46 |
| 4 | 7 | van Arneman Claudette | BON | 9 | 5 | 10 | 24 | 37.50 |
| 5 | 8 | Stephen Delphine | GDP | 11 | 7 | 16 | 34 | 32.35 |
| 6 | 3 | Smith-Johnson Chante | CAY | 6 | 6 | 7 | 19 | 31.58 |
| 7 | 3 | Moss Davia | BAH | 4 | 6 | 3 | 13 | 30.77 |
| 8 | 7 | Mauricette Amandine | GDP | 7 | 4 | 15 | 26 | 26.92 |
| 9 | 2 | Bonamy Brittany | BAH | 6 | 3 | 17 | 26 | 23.08 |
| 10 | 10 | Borja Varon Alexandra | BON | 8 | 6 | 21 | 35 | 22.86 |
| Total Tournament | | | | 133 | 77 | 196 | 406 | 32.76 |




Best Blockers

| Rk | No | Name | Team | Kill Blocks | Faults | Rebounds | Total Attempts | Avg. by set |
|-------------------------|----|------------------|------|-------------|--------|----------|----------------|-------------|
| 1 | 8 | Stephen Delphine | GDP | 5 | - | 2 | 7 | 0.83 |
| 2 | 12 | Turiaf Leslie | GDP | 5 | 2 | 3 | 10 | 0.83 |
| 3 | 11 | Ramier Sandra | GDP | 3 | 5 | 7 | 15 | 0.50 |
| 4 | 9 | Azille Vanessa | GDP | 3 | 6 | 2 | 11 | 0.50 |
| 5 | 5 | Saunders Je'Nae | BAH | 1 | 1 | 2 | 4 | 0.33 |
| 6 | 1 | Batista Jarisma | BON | 2 | 2 | 3 | 7 | 0.33 |
| 7 | 9 | Deveaux Brittney | BAH | 1 | 2 | 1 | 4 | 0.33 |
| 7 | 11 | Kelly Stacy-Ann | CAY | 1 | 3 | 2 | 6 | 0.33 |
| 9 | 10 | Johnson Kelsie | BAH | 1 | 6 | 3 | 10 | 0.33 |
| 10 | 3 | Moss Davia | BAH | 1 | 2 | - | 3 | 0.33 |
| Total Tournament | | | | 25 | 57 | 53 | 135 | 2.78 |



Best Servers

| Rk | No | Name | Team | Aces | Faults | Serve Hits | Total Attempts | Avg. by set |
|-------------------------|----|-----------------------|------|------|--------|------------|----------------|-------------|
| 1 | 12 | Turiaf Leslie | GDP | 8 | 3 | 15 | 26 | 1.33 |
| 2 | 1 | Batista Jarisma | BON | 5 | 5 | 10 | 20 | 0.83 |
| 3 | 7 | van Arneman Claudette | BON | 4 | 1 | 16 | 21 | 0.67 |
| 4 | 10 | Stefania Gandolfi | CAY | 2 | 1 | 7 | 10 | 0.67 |
| 5 | 5 | Saunders Je'Nae | BAH | 2 | 2 | 12 | 16 | 0.67 |
| 6 | 9 | Azille Vanessa | GDP | 4 | 3 | 14 | 21 | 0.67 |
| 7 | 12 | Mascarenhas Brenda | CAY | 1 | - | 4 | 5 | 0.33 |
| 8 | 8 | Stephen Delphine | GDP | 2 | 3 | 23 | 28 | 0.33 |
| 9 | 3 | Smith-Johnson Chante | CAY | 1 | 1 | 4 | 6 | 0.33 |
| 10 | 9 | Deveaux Brittney | BAH | 1 | 2 | 8 | 11 | 0.33 |
| Total Tournament | | | | 43 | 56 | 269 | 368 | 4.78 |



Best Diggers

| Rk | No | Name | Team | Digs | Faults | Receptions | Total Attempts | Avg. by set |
|-------------------------|----|-----------------------|------|------|--------|------------|----------------|-------------|
| 1 | 14 | Ransy Julie | GDP | 8 | 7 | 20 | 35 | 1.33 |
| 2 | 4 | Mackey Chandra | BAH | 3 | 7 | 9 | 19 | 1.00 |
| 3 | 8 | Stephen Delphine | GDP | 5 | 2 | 11 | 18 | 0.83 |
| 4 | 7 | Mauricette Amandine | GDP | 4 | 1 | 4 | 9 | 0.67 |
| 5 | 10 | Borja Varon Alexandra | BON | 4 | 6 | 18 | 28 | 0.67 |
| 6 | 1 | Batista Jarisma | BON | 3 | 3 | 6 | 12 | 0.50 |
| 7 | 5 | Van Der Linden Loes | BON | 2 | 2 | 8 | 12 | 0.33 |
| 8 | 12 | Turiaf Leslie | GDP | 2 | 3 | 5 | 10 | 0.33 |
| 9 | 4 | Gaetos Chlouie | CAY | 1 | 5 | 5 | 11 | 0.33 |
| 9 | 9 | Ensing Mirjam | BON | 2 | 5 | 4 | 11 | 0.33 |
| Total Tournament | | | | 38 | 84 | 167 | 289 | 4.22 |



Best Setters

| Rk | No | Name | Team | Running Sets | Faults | Still Sets | Total Attempts | Avg. by set |
|-------------------------|----|----------------------|------|--------------|--------|------------|----------------|-------------|
| 1 | 4 | Aucan Beatrice | GDP | 21 | 6 | 98 | 125 | 3.50 |
| 2 | 5 | Saunders Je'Nae | BAH | 9 | 5 | 60 | 74 | 3.00 |
| 3 | 3 | Mercelina Rudaliah | BON | 5 | 15 | 52 | 72 | 0.83 |
| 4 | 2 | Mercelina Ediline | BON | 4 | 3 | 23 | 30 | 0.67 |
| 5 | 12 | Mascarenhas Brenda | CAY | 1 | 11 | 27 | 39 | 0.33 |
| - | 2 | Espinal Trisha | CAY | - | - | - | - | |
| - | 2 | Bonamy Brittany | BAH | - | - | 2 | 2 | |
| - | 3 | Smith-Johnson Chante | CAY | - | - | 6 | 6 | |
| - | 3 | Minfir Misha | GDP | - | - | - | - | |
| - | 3 | Moss Davia | BAH | - | - | 4 | 4 | |
| Total Tournament | | | | 40 | 55 | 336 | 431 | 4.44 |



Best Receivers


Limit: 20.00%

| Rk | No | Name | Team | Excellents | Faults | Serve Receptions | Total Attempts | Eff. % |
|-------------------------|----|-----------------------|------|------------|--------|------------------|----------------|--------|
| 1 | 7 | Sands Laval | BAH | 5 | - | 10 | 15 | 33.33 |
| 2 | 8 | Stephen Delphine | GDP | 8 | 1 | 14 | 23 | 30.43 |
| 3 | 7 | Mauricette Amandine | GDP | 8 | 1 | 18 | 27 | 25.93 |
| 4 | 10 | Borja Varon Alexandra | BON | 10 | 2 | 22 | 34 | 23.53 |
| 5 | 3 | Smith-Johnson Chante | CAY | 4 | - | 14 | 18 | 22.22 |
| 6 | 3 | Moss Davia | BAH | 4 | 1 | 12 | 17 | 17.65 |
| - | 4 | Mackey Chandra | BAH | 3 | 3 | 13 | 19 | 0.00 |
| - | 10 | Stefania Gandolfi | CAY | 3 | 3 | 13 | 19 | 0.00 |
| - | 14 | Ransy Julie | GDP | 5 | 5 | 11 | 21 | 0.00 |
| - | 9 | Ensing Mirjam | BON | 7 | 3 | 11 | 21 | |
| Total Tournament | | | | 68 | 39 | 206 | 313 | 9.27 |



P-5 VOLLEYBALL • Players ranking by skills

Women World Championship 2018 Grupo C



Best Liberos

| Rk | No | Name | Team | Excellents | Faults | In play | Total attempts | Avg. by set |
|----|----|------------------|------|------------|--------|---------|----------------|-------------|
| 1 | 14 | Ransy Julie | GDP | 13 | 12 | 31 | 56 | 2.17 |
| 2 | 4 | Mackey Chandra | BAH | 6 | 10 | 22 | 38 | 2.00 |
| 3 | 9 | Ensing Mirjam | BON | 9 | 8 | 15 | 32 | 1.50 |
| 4 | 6 | Miller Katherine | CAY | 1 | 9 | 13 | 23 | 0.33 |

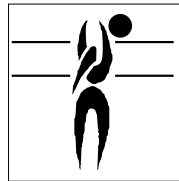




Best Spikers

Limit: 15.00%

| Rk | Team | Spikes | Faults | Shots | Total Attempts | Succ. % |
|-------------------------|--------------------|--------|--------|-------|----------------|---------|
| 1 | GDP Guadeloupe | 64 | 23 | 56 | 143 | 44.76 |
| 2 | BAH Bahamas | 26 | 17 | 42 | 85 | 30.59 |
| 3 | BON Bonaire | 34 | 23 | 64 | 121 | 28.10 |
| 4 | CAY Cayman Islands | 9 | 14 | 34 | 57 | 15.79 |
| Total Tournament | | 133 | 77 | 196 | 406 | 32.76 |




Best Blockers

| Rk | Team | Kill Blocks | Faults | Rebounds | Total Attempts | Avg. by set |
|-------------------------|--------------------|-------------|--------|----------|----------------|-------------|
| 1 | GDP Guadeloupe | 16 | 16 | 19 | 51 | 2.67 |
| 2 | BAH Bahamas | 4 | 14 | 10 | 28 | 1.33 |
| 3 | BON Bonaire | 4 | 16 | 21 | 41 | 0.67 |
| 4 | CAY Cayman Islands | 1 | 11 | 3 | 15 | 0.33 |
| Total Tournament | | 25 | 57 | 53 | 135 | 2.78 |



Best Servers

| Rk | Team | Aces | Faults | Serve Hits | Total Attempts | Avg. by set |
|-------------------------|--------------------|------|--------|------------|----------------|-------------|
| 1 | BON Bonaire | 16 | 19 | 77 | 112 | 2.67 |
| 2 | GDP Guadeloupe | 15 | 17 | 116 | 148 | 2.50 |
| 3 | CAY Cayman Islands | 7 | 10 | 33 | 50 | 2.33 |
| 4 | BAH Bahamas | 5 | 10 | 43 | 58 | 1.67 |
| Total Tournament | | 43 | 56 | 269 | 368 | 4.78 |



Best Diggers

| Rk | Team | Digs | Faults | Receptions | Total Attempts | Avg. by set |
|-------------------------|--------------------|------|--------|------------|----------------|-------------|
| 1 | GDP Guadeloupe | 22 | 21 | 59 | 102 | 3.67 |
| 2 | BON Bonaire | 12 | 27 | 54 | 93 | 2.00 |
| 3 | BAH Bahamas | 3 | 23 | 25 | 51 | 1.00 |
| 4 | CAY Cayman Islands | 1 | 13 | 29 | 43 | 0.33 |
| Total Tournament | | 38 | 84 | 167 | 289 | 4.22 |



Best Setters

| Rk | Team | Running Sets | Faults | Still Sets | Total Attempts | Avg. by set |
|-------------------------|--------------------|--------------|--------|------------|----------------|-------------|
| 1 | GDP Guadeloupe | 21 | 9 | 114 | 144 | 3.50 |
| 2 | BAH Bahamas | 9 | 7 | 72 | 88 | 3.00 |
| 3 | BON Bonaire | 9 | 24 | 97 | 130 | 1.50 |
| 4 | CAY Cayman Islands | 1 | 15 | 53 | 69 | 0.33 |
| Total Tournament | | 40 | 55 | 336 | 431 | 4.44 |



Best Receivers

Limit: 20.00%

| Rk | Team | Excellents | Faults | Serve Receptions | Total Attempts | Eff. % |
|-------------------------|--------------------|------------|--------|------------------|----------------|--------|
| 1 | GDP Guadeloupe | 24 | 8 | 52 | 84 | 19.05 |
| 2 | BAH Bahamas | 15 | 5 | 45 | 65 | 15.38 |
| 3 | BON Bonaire | 21 | 14 | 71 | 106 | 6.60 |
| 4 | CAY Cayman Islands | 8 | 12 | 38 | 58 | |
| Total Tournament | | 68 | 39 | 206 | 313 | 9.27 |