



P-3 VOLLEYBALL • Match players ranking




ECVA Women's World Championships Qualifiers GroupA
Preliminary Round

Match: 5 **Date:** 8/7/2016 **Spectators:** 50
City: Phillipsburg
Hall: L.B Scott Auditorium
Match duration: **Start:** 9:02 **End:** 10:57 **Total:** 1:55

Teams	Sets	1	2	3	4	5	Total
AGU	1	25	18	20	16		79
BER	3	23	25	25	25		98
Set duration		0:29	0:24	0:29	0:24		1:46


AGU • Anguilla



Spike

Succ. %
Limit: 15.00%

Rk	No	Name	Spikes	Faults	Shots	Total Attempts	Note
1	7	Gumbs Janai(OH)	11	5	18	34	32.35
2	1	Leveret Richardson Ludiane (OH)	13	13	15	41	31.71
3	3	Leveret Rikiesha (OP)	6	6	10	22	27.27
-	2	Liburd Connie (S)	-	-	12	12	
-	10	Bannister Zipporah (MB)	-	4	2	6	
-	5	Nelson Tavia (MB)	1	1	1	3	
-	8	Harrigan Marsha (OH)	-	-	-	-	
-	9	Banks Nzinga (MB)	-	-	-	-	
-	11	Hodge Eva (L)	-	-	-	-	
-	12	Hodge Kenvia(OP)	-	-	-	-	
Others			-	-	-	-	
Total Team			31	29	58	118	26.27



Block

Avg. by set

Rk	No	Name	Kill Blocks	Faults	Rebounds	Total Attempts	Note
1	10	Bannister Zipporah (MB)	1	2	5	8	0.25
1	5	Nelson Tavia (MB)	1	1	1	3	0.25
1	1	Leveret Richardson Ludiane (OH)	1	1	-	2	0.25
-	7	Gumbs Janai(OH)	-	-	1	1	
-	8	Harrigan Marsha (OH)	-	-	-	-	
-	9	Banks Nzinga (MB)	-	-	-	-	
-	11	Hodge Eva (L)	-	-	-	-	
-	12	Hodge Kenvia(OP)	-	-	-	-	
-	3	Leveret Rikiesha (OP)	-	1	4	5	
-	2	Liburd Connie (S)	-	1	2	3	
Others			-	-	-	-	
Total Team			3	6	13	22	0.75





P-3 VOLLEYBALL • Match players ranking



ECVA Women's World Championships Qualifiers Group A
Preliminary Round

Match: 5 **Date:** 8/7/2016 **Spectators:** 50
City: Phillipsburg
Hall: L.B Scott Auditorium
Match duration: **Start:** 9:02 **End:** 10:57 **Total:** 1:55

Teams	Sets	1	2	3	4	5	Total
AGU	1	25	18	20	16		79
BER	3	23	25	25	25		98
Set duration		0:29	0:24	0:29	0:24		1:46

AGU • Anguilla

Rk	No	Name	Aces	Faults	Serve Hits	Total Attempts	Note
1	3	Leveret Rikiesha (OP)	4	1	8	13	1.00
2	1	Leveret Richardson Ludiane (OH)	2	4	7	13	0.50
3	2	Liburd Connie (S)	1	-	24	25	0.25
3	7	Gumbs Janai(OH)	1	2	5	8	0.25
3	9	Banks Nzinga (MB)	1	1	2	4	0.25
-	11	Hodge Eva (L)	-	-	-	-	
-	12	Hodge Kenvia(OP)	-	-	-	-	
-	10	Bannister Zipporah (MB)	-	1	4	5	
-	5	Nelson Tavia (MB)	-	2	6	8	
-	8	Harrigan Marsha (OH)	-	2	3	5	
Others			-	-	-	-	
Total Team			9	13	59	81	2.25

Team	Opponent errors & Team faults	Aces	Faults	Serve Hits	Total Attempts	Note
		36	4		40	

Rk	No	Name	Digs	Faults	Receptions	Total Attempts	Note
1	7	Gumbs Janai(OH)	6	2	9	17	1.50
1	3	Leveret Rikiesha (OP)	6	3	15	24	1.50
1	1	Leveret Richardson Ludiane (OH)	6	5	11	22	1.50
4	11	Hodge Eva (L)	5	8	14	27	1.25
5	2	Liburd Connie (S)	3	1	8	12	0.75
6	5	Nelson Tavia (MB)	1	3	2	6	0.25
-	8	Harrigan Marsha (OH)	-	-	-	-	
-	9	Banks Nzinga (MB)	-	-	-	-	
-	12	Hodge Kenvia(OP)	-	-	-	-	
-	10	Bannister Zipporah (MB)	-	1	2	3	
Others			-	-	-	-	
Total Team			27	23	61	111	6.75





P-3 VOLLEYBALL • Match players ranking




ECVA Women's World Championships Qualifiers GroupA
Preliminary Round

Match: 5 **Date:** 8/7/2016 **Spectators:** 50
City: Phillipsburg
Hall: L.B Scott Auditorium
Match duration: **Start:** 9:02 **End:** 10:57 **Total:** 1:55

Teams	Sets	1	2	3	4	5	Total
AGU	1	25	18	20	16		79
BER	3	23	25	25	25		98
Set duration		0:29	0:24	0:29	0:24		1:46


AGU • Anguilla



Set

Avg. by set

Rk	No	Name	Running Sets	Faults	Still Sets	Total Attempts	Note
1	2	Liburd Connie (S)	26	5	64	95	6.50
-	1	Leveret Richardson Ludiane (OH)	-	-	7	7	
-	3	Leveret Rikiesha (OP)	-	-	3	3	
-	5	Nelson Tavia (MB)	-	-	-	-	
-	7	Gumbs Janai(OH)	-	-	9	9	
-	8	Harrigan Marsha (OH)	-	-	-	-	
-	9	Banks Nzinga (MB)	-	-	-	-	
-	10	Bannister Zipporah (MB)	-	-	-	-	
-	12	Hodge Kenvia(OP)	-	-	-	-	
-	11	Hodge Eva (L)	-	1	1	2	
Others			-	-	-	-	
Total Team			26	6	84	116	6.50



Reception

Eff. %
Limit: 20.00%

Rk	No	Name	Excellents	Faults	Serve Receptions	Total Attempts	Note
1	1	Leveret Richardson Ludiane (OH)	16	3	12	31	41.94
2	11	Hodge Eva (L)	7	3	9	19	21.05
-	2	Liburd Connie (S)	-	-	1	1	
-	8	Harrigan Marsha (OH)	-	-	-	-	
-	9	Banks Nzinga (MB)	-	-	-	-	
-	10	Bannister Zipporah (MB)	-	-	-	-	
-	12	Hodge Kenvia(OP)	-	-	-	-	
-	3	Leveret Rikiesha (OP)	1	2	5	8	
-	7	Gumbs Janai(OH)	6	7	9	22	
-	5	Nelson Tavia (MB)	-	2	-	2	
Others			-	-	-	-	
Total Team			30	17	36	83	15.66





P-3 VOLLEYBALL • Match players ranking




ECVA Women's World Championships Qualifiers GroupA
Preliminary Round

Match: 5 **Date:** 8/7/2016 **Spectators:** 50
City: Phillipsburg
Hall: L.B Scott Auditorium
Match duration: **Start:** 9:02 **End:** 10:57 **Total:** 1:55

Teams	Sets	1	2	3	4	5	Total
AGU	1	25	18	20	16		79
BER	3	23	25	25	25		98
Set duration		0:29	0:24	0:29	0:24		1:46




BER • Bermuda



Spike

Succ. %
Limit: 15.00%

Rk	No	Name	Spikes	Faults	Shots	Total Attempts	Note
1	10	Pearman-Watson Khianda (OH)	10	5	22	37	27.03
2	6	LeBlanc Lisa (MB)	6	2	22	30	20.00
-	1	Judd Melisa (OH)	3	4	9	16	
-	2	Sontag Sophia (OP)	2	1	6	9	
-	4	Settle-Smith Allison (S)	1	1	4	6	
-	12	Smith Roshanda (OH)	-	3	3	6	
-	3	Smith-Rookes Chanara (MB)	-	-	5	5	
-	11	Rathburn Swiss Alana (OP)	-	-	1	1	
-	7	Rae Elisabeth (U)	-	-	-	-	
-	9	Lopes Amber (L)	-	-	-	-	
Others			-	-	-	-	
Total Team			22	16	72	110	20.00



Block

Avg. by set

Rk	No	Name	Kill Blocks	Faults	Rebounds	Total Attempts	Note
1	10	Pearman-Watson Khianda (OH)	4	4	3	11	1.00
2	4	Settle-Smith Allison (S)	2	-	1	3	0.50
2	3	Smith-Rookes Chanara (MB)	2	2	4	8	0.50
4	6	LeBlanc Lisa (MB)	1	-	2	3	0.25
-	1	Judd Melisa (OH)	-	-	-	-	
-	2	Sontag Sophia (OP)	-	-	3	3	
-	7	Rae Elisabeth (U)	-	-	-	-	
-	9	Lopes Amber (L)	-	-	-	-	
-	11	Rathburn Swiss Alana (OP)	-	1	-	1	
-	12	Smith Roshanda (OH)	-	1	-	1	
Others			-	-	-	-	
Total Team			9	8	13	30	2.25





P-3 VOLLEYBALL • Match players ranking



ECVA Women's World Championships Qualifiers Group A
Preliminary Round

Match: 5 **Date:** 8/7/2016 **Spectators:** 50
City: Phillipsburg
Hall: L.B Scott Auditorium
Match duration: **Start:** 9:02 **End:** 10:57 **Total:** 1:55

Teams	Sets	1	2	3	4	5	Total
AGU	1	25	18	20	16		79
BER	3	23	25	25	25		98
Set duration		0:29	0:24	0:29	0:24		1:46



BER • Bermuda

Rk	No	Name	Aces	Faults	Serve Hits	Total Attempts	Note
1	4	Settle-Smith Allison (S)	10	2	14	26	2.50
2	1	Judd Melisa (OH)	5	1	16	22	1.25
3	2	Sontag Sophia (OP)	1	2	8	11	0.25
-	7	Rae Elisabeth (U)	-	-	-	-	
-	9	Lopes Amber (L)	-	-	-	-	
-	11	Rathburn Swiss Alana (OP)	-	-	-	-	
-	6	LeBlanc Lisa (MB)	-	2	15	17	
-	10	Pearman-Watson Khianda (OH)	-	3	10	13	
-	12	Smith Roshanda (OH)	-	2	4	6	
-	3	Smith-Rookes Chanara (MB)	-	1	-	1	
Others			-	-	-	-	
Total Team			16	13	67	96	4.00

Serve

Avg. by set

Team	Opponent errors & Team faults	Aces	Faults	Serve Hits	Total Attempts	Note
	Opponent errors & Team faults	51	5		56	

Rk	No	Name	Digs	Faults	Receptions	Total Attempts	Note
1	9	Lopes Amber (L)	11	3	5	19	2.75
2	10	Pearman-Watson Khianda (OH)	7	9	7	23	1.75
3	1	Judd Melisa (OH)	4	-	6	10	1.00
3	6	LeBlanc Lisa (MB)	4	2	9	15	1.00
3	4	Settle-Smith Allison (S)	4	5	10	19	1.00
3	2	Sontag Sophia (OP)	4	3	3	10	1.00
-	3	Smith-Rookes Chanara (MB)	-	-	-	-	
-	7	Rae Elisabeth (U)	-	-	-	-	
-	11	Rathburn Swiss Alana (OP)	-	-	1	1	
-	12	Smith Roshanda (OH)	-	1	1	2	
Others			-	-	-	-	
Total Team			34	23	42	99	8.50

Dig

Avg. by set





P-3 VOLLEYBALL • Match players ranking




ECVA Women's World Championships Qualifiers GroupA
Preliminary Round

Match: 5 **Date:** 8/7/2016 **Spectators:** 50
City: Phillipsburg
Hall: L.B Scott Auditorium
Match duration: **Start:** 9:02 **End:** 10:57 **Total:** 1:55

Teams	Sets	1	2	3	4	5	Total
AGU	1	25	18	20	16		79
BER	3	23	25	25	25		98
Set duration		0:29	0:24	0:29	0:24		1:46




BER • Bermuda



Set

Avg. by set

Rk	No	Name	Running Sets	Faults	Still Sets	Total Attempts	Note
1	4	Settle-Smith Allison (S)	24	3	57	84	6.00
2	2	Sontag Sophia (OP)	2	1	8	11	0.50
3	6	LeBlanc Lisa (MB)	1	-	3	4	0.25
-	1	Judd Melisa (OH)	-	-	1	1	
-	7	Rae Elisabeth (U)	-	-	-	-	
-	9	Lopes Amber (L)	-	-	2	2	
-	10	Pearman-Watson Khianda (OH)	-	-	5	5	
-	11	Rathburn Swiss Alana (OP)	-	-	-	-	
-	12	Smith Roshanda (OH)	-	-	-	-	
-	3	Smith-Rookes Chanara (MB)	-	1	-	1	
Others			-	-	-	-	
Total Team			27	5	76	108	6.75



Reception

Eff. %
Limit: 20.00%

Rk	No	Name	Excellents	Faults	Serve Receptions	Total Attempts	Note
1	9	Lopes Amber (L)	7	2	7	16	31.25
2	10	Pearman-Watson Khianda (OH)	8	4	10	22	18.18
3	6	LeBlanc Lisa (MB)	4	2	8	14	14.29
-	2	Sontag Sophia (OP)	5	1	6	12	
-	11	Rathburn Swiss Alana (OP)	-	-	2	2	
-	1	Judd Melisa (OH)	-	-	-	-	
-	3	Smith-Rookes Chanara (MB)	-	-	-	-	
-	4	Settle-Smith Allison (S)	-	-	-	-	
-	7	Rae Elisabeth (U)	-	-	-	-	
-	12	Smith Roshanda (OH)	-	-	-	-	
Others			-	-	-	-	
Total Team			24	9	33	66	22.73

