



# P-3 VOLLEYBALL • Match players ranking

ECVA-NORCECA WORLD QUALIFIERS 2018 GROUP C


Preliminary Round



**Match:** 4    **Date:** 10/29/2016    **Spectators:** 100  
**City:** ST.MARTIN  
**Hall:** F.MATTHEW  
**Match duration:** Start: 21:00 End: 22:44 Total: 1:44

| Teams               | Sets     | 1    | 2    | 3    | 4  | 5 | Total |
|---------------------|----------|------|------|------|----|---|-------|
| <b>SMA</b>          | <b>3</b> | 25   | 20   | 25   | 25 |   | 95    |
| <b>SKN</b>          | <b>1</b> | 18   | 25   | 19   | 19 |   | 81    |
| <b>Set duration</b> |          | 0:21 | 0:25 | 0:25 |    |   | 1:11  |


## SMA • FRENCH ST.MARTIN



**Spike**

Succ. %  
Limit: 15.00%

| Rk                | No | Name                        | Spikes | Faults | Shots | Total Attempts | Note  |
|-------------------|----|-----------------------------|--------|--------|-------|----------------|-------|
| 1                 | 8  | ZENON (OH) GEORGINA         | 13     | 3      | 8     | 24             | 54.17 |
| 2                 | 11 | HODGE(MB) JACQUELINE        | 18     | 5      | 17    | 40             | 45.00 |
| 3                 | 1  | DAMASEAU (OH) VALERIE       | 7      | 4      | 27    | 38             | 18.42 |
| -                 | 5  | Hunt(OH) Bedelya            | 2      | 2      | 9     | 13             |       |
| -                 | 12 | DANIEL(MB) ERIKA            | 2      | -      | 5     | 7              |       |
| -                 | 2  | GIL (S) AUDREY              | 1      | 1      | 5     | 7              |       |
| -                 | 9  | DURUO(MB) SHANTEL           | 1      | 3      | 1     | 5              |       |
| -                 | 10 | SILVESTRE (OPP) LYVIE       | -      | 1      | 2     | 3              |       |
| -                 | 4  | Birarda (S) Joy             | 1      | -      | -     | 1              |       |
| -                 | 3  | EUSON (OH) CELINE           | -      | -      | -     | -              |       |
| -                 | 6  | ALPHONSE (L) CLEMIRE        | -      | -      | -     | -              |       |
| -                 | 7  | DAVOREN-WILLIAMS (S) ALICIA | -      | -      | -     | -              |       |
| <b>Others</b>     |    |                             | -      | -      | -     | -              |       |
| <b>Total Team</b> |    |                             | 45     | 19     | 74    | 138            | 32.61 |



**Block**

Avg. by set

| Rk                | No | Name                        | Kill Blocks | Faults | Rebounds | Total Attempts | Note |
|-------------------|----|-----------------------------|-------------|--------|----------|----------------|------|
| 1                 | 11 | HODGE(MB) JACQUELINE        | 3           | 5      | 6        | 14             | 0.75 |
| 2                 | 12 | DANIEL(MB) ERIKA            | 2           | 2      | 3        | 7              | 0.50 |
| 3                 | 9  | DURUO(MB) SHANTEL           | 1           | 1      | 5        | 7              | 0.25 |
| 3                 | 5  | Hunt(OH) Bedelya            | 1           | 1      | 4        | 6              | 0.25 |
| 3                 | 10 | SILVESTRE (OPP) LYVIE       | 1           | 1      | -        | 2              | 0.25 |
| -                 | 3  | EUSON (OH) CELINE           | -           | -      | -        | -              |      |
| -                 | 4  | Birarda (S) Joy             | -           | -      | -        | -              |      |
| -                 | 6  | ALPHONSE (L) CLEMIRE        | -           | -      | -        | -              |      |
| -                 | 7  | DAVOREN-WILLIAMS (S) ALICIA | -           | -      | -        | -              |      |
| -                 | 8  | ZENON (OH) GEORGINA         | -           | -      | 2        | 2              |      |
| -                 | 2  | GIL (S) AUDREY              | -           | 1      | 4        | 5              |      |
| -                 | 1  | DAMASEAU (OH) VALERIE       | -           | 1      | 1        | 2              |      |
| <b>Others</b>     |    |                             | -           | -      | -        | -              |      |
| <b>Total Team</b> |    |                             | 8           | 12     | 25       | 45             | 2.00 |





# P-3 VOLLEYBALL • Match players ranking

## ECVA-NORCECA WORLD QUALIFIERS 2018 GROUP C

### Preliminary Round



**Match:** 4    **Date:** 10/29/2016    **Spectators:** 100  
**City:** ST.MARTIN  
**Hall:** F.MATTHEW  
**Match duration:** Start: 21:00 End: 22:44 Total: 1:44

| Teams               | Sets     | 1    | 2    | 3    | 4  | 5 | Total |
|---------------------|----------|------|------|------|----|---|-------|
| <b>SMA</b>          | <b>3</b> | 25   | 20   | 25   | 25 |   | 95    |
| <b>SKN</b>          | <b>1</b> | 18   | 25   | 19   | 19 |   | 81    |
| <b>Set duration</b> |          | 0:21 | 0:25 | 0:25 |    |   | 1:11  |

## SMA • FRENCH ST.MARTIN

| Rk                | No | Name                        | Aces | Faults | Serve Hits | Total Attempts | Note |
|-------------------|----|-----------------------------|------|--------|------------|----------------|------|
| 1                 | 1  | DAMASEAU (OH) VALERIE       | 4    | 2      | 24         | 30             | 1.00 |
| 2                 | 8  | ZENON (OH) GEORGINA         | 1    | 3      | 13         | 17             | 0.25 |
| 2                 | 11 | HODGE(MB) JACQUELINE        | 1    | 2      | 8          | 11             | 0.25 |
| 2                 | 5  | Hunt(OH) Bedelya            | 1    | 2      | 3          | 6              | 0.25 |
| -                 | 3  | EUSON (OH) CELINE           | -    | -      | -          | -              |      |
| -                 | 4  | Birarda (S) Joy             | -    | -      | -          | -              |      |
| -                 | 6  | ALPHONSE (L) CLEMIRE        | -    | -      | -          | -              |      |
| -                 | 7  | DAVOREN-WILLIAMS (S) ALICIA | -    | -      | -          | -              |      |
| -                 | 2  | GIL (S) AUDREY              | -    | 3      | 15         | 18             |      |
| -                 | 12 | DANIEL(MB) ERIKA            | -    | 1      | 4          | 5              |      |
| -                 | 9  | DURUO(MB) SHANTEL           | -    | 1      | 2          | 3              |      |
| -                 | 10 | SILVESTRE (OPP) LYVIE       | -    | 2      | 2          | 4              |      |
| <b>Others</b>     |    |                             | -    | -      | -          | -              |      |
| <b>Total Team</b> |    |                             | 7    | 16     | 71         | 94             | 1.75 |

**Serve**

Avg. by set

| Team | Opponent errors & Team faults | Aces | Faults | Receptions | Total Attempts | Note |
|------|-------------------------------|------|--------|------------|----------------|------|
|      | Opponent errors & Team faults | 35   | 1      |            | 36             |      |

| Rk                | No | Name                        | Digs | Faults | Receptions | Total Attempts | Note |
|-------------------|----|-----------------------------|------|--------|------------|----------------|------|
| 1                 | 1  | DAMASEAU (OH) VALERIE       | 15   | 7      | 3          | 25             | 3.75 |
| 2                 | 6  | ALPHONSE (L) CLEMIRE        | 10   | 6      | 13         | 29             | 2.50 |
| 3                 | 8  | ZENON (OH) GEORGINA         | 8    | -      | 7          | 15             | 2.00 |
| 4                 | 2  | GIL (S) AUDREY              | 4    | 3      | 10         | 17             | 1.00 |
| 5                 | 5  | Hunt(OH) Bedelya            | 1    | 2      | 5          | 8              | 0.25 |
| 5                 | 4  | Birarda (S) Joy             | 1    | 1      | 1          | 3              | 0.25 |
| -                 | 3  | EUSON (OH) CELINE           | -    | -      | -          | -              |      |
| -                 | 7  | DAVOREN-WILLIAMS (S) ALICIA | -    | -      | -          | -              |      |
| -                 | 11 | HODGE(MB) JACQUELINE        | -    | 1      | 4          | 5              |      |
| -                 | 10 | SILVESTRE (OPP) LYVIE       | -    | 1      | 2          | 3              |      |
| -                 | 12 | DANIEL(MB) ERIKA            | -    | 1      | 2          | 3              |      |
| -                 | 9  | DURUO(MB) SHANTEL           | -    | 3      | -          | 3              |      |
| <b>Others</b>     |    |                             | -    | -      | -          | -              |      |
| <b>Total Team</b> |    |                             | 39   | 25     | 47         | 111            | 9.75 |

**Dig**

Avg. by set





# P-3 VOLLEYBALL • Match players ranking

ECVA-NORCECA WORLD QUALIFIERS 2018 GROUP C

Preliminary Round




**Match:** 4    **Date:** 10/29/2016    **Spectators:** 100  
**City:** ST.MARTIN  
**Hall:** F.MATTHEW  
**Match duration:** Start: 21:00 End: 22:44 Total: 1:44

| Teams               | Sets     | 1    | 2    | 3    | 4  | 5 | Total |
|---------------------|----------|------|------|------|----|---|-------|
| <b>SMA</b>          | <b>3</b> | 25   | 20   | 25   | 25 |   | 95    |
| <b>SKN</b>          | <b>1</b> | 18   | 25   | 19   | 19 |   | 81    |
| <b>Set duration</b> |          | 0:21 | 0:25 | 0:25 |    |   | 1:11  |




## SMA • FRENCH ST.MARTIN



**Set**

Avg. by set

| Rk                | No | Name                        | Running Sets | Faults | Still Sets | Total Attempts | Note |
|-------------------|----|-----------------------------|--------------|--------|------------|----------------|------|
| 1                 | 2  | GIL (S) AUDREY              | 30           | 4      | 72         | 106            | 7.50 |
| 2                 | 11 | HODGE(MB) JACQUELINE        | 3            | -      | 2          | 5              | 0.75 |
| -                 | 1  | DAMASEAU (OH) VALERIE       | -            | -      | 3          | 3              |      |
| -                 | 3  | EUSON (OH) CELINE           | -            | -      | -          | -              |      |
| -                 | 4  | Birarda (S) Joy             | -            | -      | -          | -              |      |
| -                 | 5  | Hunt(OH) Bedelya            | -            | -      | 1          | 1              |      |
| -                 | 6  | ALPHONSE (L) CLEMIRE        | -            | -      | 1          | 1              |      |
| -                 | 7  | DAVOREN-WILLIAMS (S) ALICIA | -            | -      | -          | -              |      |
| -                 | 8  | ZENON (OH) GEORGINA         | -            | -      | 3          | 3              |      |
| -                 | 9  | DURUO(MB) SHANTEL           | -            | -      | -          | -              |      |
| -                 | 10 | SILVESTRE (OPP) LYVIE       | -            | -      | -          | -              |      |
| -                 | 12 | DANIEL(MB) ERIKA            | -            | -      | 3          | 3              |      |
| <b>Others</b>     |    |                             | -            | -      | -          | -              |      |
| <b>Total Team</b> |    |                             | 33           | 4      | 85         | 122            | 8.25 |



**Reception**

Eff. %  
Limit: 20.00%

| Rk                | No | Name                        | Excellents | Faults | Serve Receptions | Total Attempts | Note  |
|-------------------|----|-----------------------------|------------|--------|------------------|----------------|-------|
| 1                 | 1  | DAMASEAU (OH) VALERIE       | 11         | 1      | 8                | 20             | 50.00 |
| 2                 | 8  | ZENON (OH) GEORGINA         | 7          | -      | 9                | 16             | 43.75 |
| 3                 | 6  | ALPHONSE (L) CLEMIRE        | 14         | 2      | 16               | 32             | 37.50 |
| -                 | 4  | Birarda (S) Joy             | 2          | -      | 1                | 3              |       |
| -                 | 3  | EUSON (OH) CELINE           | -          | -      | -                | -              |       |
| -                 | 5  | Hunt(OH) Bedelya            | -          | -      | -                | -              |       |
| -                 | 7  | DAVOREN-WILLIAMS (S) ALICIA | -          | -      | -                | -              |       |
| -                 | 9  | DURUO(MB) SHANTEL           | -          | -      | -                | -              |       |
| -                 | 10 | SILVESTRE (OPP) LYVIE       | -          | -      | -                | -              |       |
| -                 | 11 | HODGE(MB) JACQUELINE        | -          | -      | -                | -              |       |
| -                 | 12 | DANIEL(MB) ERIKA            | -          | -      | -                | -              |       |
| -                 | 2  | GIL (S) AUDREY              | -          | 1      | -                | 1              |       |
| <b>Others</b>     |    |                             | -          | -      | -                | -              |       |
| <b>Total Team</b> |    |                             | 34         | 4      | 34               | 72             | 41.67 |





# P-3 VOLLEYBALL • Match players ranking



ECVA-NORCECA WORLD QUALIFIERS 2018 GROUP C


Preliminary Round

**Match:** 4    **Date:** 10/29/2016    **Spectators:** 100  
**City:** ST.MARTIN  
**Hall:** F.MATTHEW  
**Match duration:** Start: 21:00 End: 22:44 Total: 1:44

| Teams               | Sets     | 1    | 2    | 3    | 4  | 5 | Total |
|---------------------|----------|------|------|------|----|---|-------|
| <b>SMA</b>          | <b>3</b> | 25   | 20   | 25   | 25 |   | 95    |
| <b>SKN</b>          | <b>1</b> | 18   | 25   | 19   | 19 |   | 81    |
| <b>Set duration</b> |          | 0:21 | 0:25 | 0:25 |    |   | 1:11  |




## SKN • ST.KITTS & NEVIS



**Spike**

Succ. %  
Limit: 15.00%

| Rk                | No | Name                  | Spikes | Faults | Shots | Total Attempts | Note  |
|-------------------|----|-----------------------|--------|--------|-------|----------------|-------|
| 1                 | 11 | Dyer (MB) Shanicia    | 8      | 4      | 19    | 31             | 25.81 |
| 2                 | 7  | Henry (OH) Antoinette | 6      | 4      | 22    | 32             | 18.75 |
| 3                 | 1  | Liburd(MB) Andrea     | 3      | 2      | 19    | 24             | 12.50 |
| -                 | 5  | Howell (OH) Genelle   | 4      | 3      | 11    | 18             |       |
| -                 | 6  | Palmer(S) Diana       | 1      | 2      | 9     | 12             |       |
| -                 | 4  | Rouse (OH) Shariska   | 4      | 2      | 1     | 7              |       |
| -                 | 9  | Caesar(OPP) Sheniqua  | -      | -      | 4     | 4              |       |
| -                 | 2  | Hamilton (U) Taji     | -      | -      | -     | -              |       |
| -                 | 8  | Carty (L) Dianne      | -      | -      | -     | -              |       |
| -                 | 10 | Gumbs (L) Shajunee    | -      | -      | -     | -              |       |
| <b>Others</b>     |    |                       | -      | -      | -     | -              |       |
| <b>Total Team</b> |    |                       | 26     | 17     | 85    | 128            | 20.31 |



**Block**

Avg. by set

| Rk                | No | Name                  | Kill Blocks | Faults | Rebounds | Total Attempts | Note |
|-------------------|----|-----------------------|-------------|--------|----------|----------------|------|
| 1                 | 11 | Dyer (MB) Shanicia    | 2           | 4      | 6        | 12             | 0.50 |
| 2                 | 7  | Henry (OH) Antoinette | 1           | 1      | 3        | 5              | 0.25 |
| -                 | 2  | Hamilton (U) Taji     | -           | -      | -        | -              |      |
| -                 | 8  | Carty (L) Dianne      | -           | -      | -        | -              |      |
| -                 | 9  | Caesar(OPP) Sheniqua  | -           | -      | -        | -              |      |
| -                 | 10 | Gumbs (L) Shajunee    | -           | -      | -        | -              |      |
| -                 | 4  | Rouse (OH) Shariska   | -           | 1      | 3        | 4              |      |
| -                 | 1  | Liburd(MB) Andrea     | -           | 5      | 11       | 16             |      |
| -                 | 5  | Howell (OH) Genelle   | -           | 1      | 2        | 3              |      |
| -                 | 6  | Palmer(S) Diana       | -           | 1      | -        | 1              |      |
| <b>Others</b>     |    |                       | -           | -      | -        | -              |      |
| <b>Total Team</b> |    |                       | 3           | 13     | 25       | 41             | 0.75 |





# P-3 VOLLEYBALL • Match players ranking

ECVA-NORCECA WORLD QUALIFIERS 2018 GROUP C

Preliminary Round



**Match:** 4    **Date:** 10/29/2016    **Spectators:** 100  
**City:** ST.MARTIN  
**Hall:** F.MATTHEW  
**Match duration:** Start: 21:00 End: 22:44 Total: 1:44

| Teams               | Sets     | 1    | 2    | 3    | 4  | 5 | Total |
|---------------------|----------|------|------|------|----|---|-------|
| <b>SMA</b>          | <b>3</b> | 25   | 20   | 25   | 25 |   | 95    |
| <b>SKN</b>          | <b>1</b> | 18   | 25   | 19   | 19 |   | 81    |
| <b>Set duration</b> |          | 0:21 | 0:25 | 0:25 |    |   | 1:11  |



## SKN • ST.KITTS & NEVIS

| Rk                | No | Name                  | Aces | Faults | Serve Hits | Total Attempts | Note |
|-------------------|----|-----------------------|------|--------|------------|----------------|------|
| 1                 | 1  | Liburd(MB) Andrea     | 1    | 1      | 15         | 17             | 0.25 |
| 1                 | 11 | Dyer (MB) Shanicia    | 1    | 1      | 12         | 14             | 0.25 |
| 1                 | 5  | Howell (OH) Genelle   | 1    | 4      | 11         | 16             | 0.25 |
| -                 | 2  | Hamilton (U) Taji     | -    | -      | -          | -              |      |
| -                 | 6  | Palmer(S) Diana       | -    | -      | 11         | 11             |      |
| -                 | 7  | Henry (OH) Antoinette | -    | -      | 14         | 14             |      |
| -                 | 8  | Carty (L) Dianne      | -    | -      | -          | -              |      |
| -                 | 10 | Gumbs (L) Shajunee    | -    | -      | -          | -              |      |
| -                 | 4  | Rouse (OH) Shariska   | -    | 2      | 6          | 8              |      |
| -                 | 9  | Caesar(OPP) Sheniqua  | -    | 1      | 1          | 2              |      |
| <b>Others</b>     |    |                       | -    | -      | -          | -              |      |
| <b>Total Team</b> |    |                       | 3    | 9      | 70         | 82             | 0.75 |

**Serve**

Avg. by set

| Team | Opponent errors & Team faults | Aces | Faults | Serve Hits | Total Attempts | Note |
|------|-------------------------------|------|--------|------------|----------------|------|
|      | Opponent errors & Team faults | 49   | -      |            | 49             |      |

| Rk                | No | Name                  | Digs | Faults | Receptions | Total Attempts | Note |
|-------------------|----|-----------------------|------|--------|------------|----------------|------|
| 1                 | 11 | Dyer (MB) Shanicia    | 5    | 5      | 14         | 24             | 1.25 |
| 1                 | 1  | Liburd(MB) Andrea     | 5    | 3      | 5          | 13             | 1.25 |
| 3                 | 5  | Howell (OH) Genelle   | 4    | 10     | 11         | 25             | 1.00 |
| 4                 | 7  | Henry (OH) Antoinette | 2    | 8      | 17         | 27             | 0.50 |
| 4                 | 8  | Carty (L) Dianne      | 2    | 3      | 4          | 9              | 0.50 |
| 6                 | 6  | Palmer(S) Diana       | 1    | 7      | 8          | 16             | 0.25 |
| -                 | 2  | Hamilton (U) Taji     | -    | -      | -          | -              |      |
| -                 | 4  | Rouse (OH) Shariska   | -    | -      | 2          | 2              |      |
| -                 | 10 | Gumbs (L) Shajunee    | -    | -      | -          | -              |      |
| -                 | 9  | Caesar(OPP) Sheniqua  | -    | 1      | -          | 1              |      |
| <b>Others</b>     |    |                       | -    | -      | -          | -              |      |
| <b>Total Team</b> |    |                       | 19   | 37     | 61         | 117            | 4.75 |

**Dig**

Avg. by set





# P-3 VOLLEYBALL • Match players ranking

ECVA-NORCECA WORLD QUALIFIERS 2018 GROUP C

Preliminary Round




**Match:** 4    **Date:** 10/29/2016    **Spectators:** 100  
**City:** ST.MARTIN  
**Hall:** F.MATTHEW  
**Match duration:** Start: 21:00 End: 22:44 Total: 1:44

| Teams               | Sets     | 1    | 2    | 3    | 4  | 5 | Total |
|---------------------|----------|------|------|------|----|---|-------|
| <b>SMA</b>          | <b>3</b> | 25   | 20   | 25   | 25 |   | 95    |
| <b>SKN</b>          | <b>1</b> | 18   | 25   | 19   | 19 |   | 81    |
| <b>Set duration</b> |          | 0:21 | 0:25 | 0:25 |    |   | 1:11  |




## SKN • ST.KITTS & NEVIS



**Set**

Avg. by set

| Rk                | No | Name                  | Running Sets | Faults | Still Sets | Total Attempts | Note |
|-------------------|----|-----------------------|--------------|--------|------------|----------------|------|
| 1                 | 6  | Palmer(S) Diana       | 12           | 5      | 66         | 83             | 3.00 |
| 2                 | 4  | Rouse (OH) Shariska   | 1            | -      | 1          | 2              | 0.25 |
| -                 | 1  | Liburd(MB) Andrea     | -            | -      | 5          | 5              |      |
| -                 | 2  | Hamilton (U) Taji     | -            | -      | -          | -              |      |
| -                 | 5  | Howell (OH) Genelle   | -            | -      | 7          | 7              |      |
| -                 | 7  | Henry (OH) Antoinette | -            | -      | 9          | 9              |      |
| -                 | 8  | Carty (L) Dianne      | -            | -      | 1          | 1              |      |
| -                 | 10 | Gumbs (L) Shajunee    | -            | -      | -          | -              |      |
| -                 | 11 | Dyer (MB) Shanicia    | -            | 1      | 6          | 7              |      |
| -                 | 9  | Caesar(OPP) Sheniqua  | -            | 1      | 2          | 3              |      |
| <b>Others</b>     |    |                       | -            | -      | -          | -              |      |
| <b>Total Team</b> |    |                       | 13           | 7      | 97         | 117            | 3.25 |



**Reception**

Eff. %  
Limit: 20.00%

| Rk                | No | Name                  | Excellents | Faults | Serve Receptions | Total Attempts | Note  |
|-------------------|----|-----------------------|------------|--------|------------------|----------------|-------|
| 1                 | 7  | Henry (OH) Antoinette | 8          | 2      | 12               | 22             | 27.27 |
| 2                 | 11 | Dyer (MB) Shanicia    | 9          | 6      | 18               | 33             | 9.09  |
| 3                 | 5  | Howell (OH) Genelle   | 4          | 4      | 12               | 20             | 0.00  |
| -                 | 8  | Carty (L) Dianne      | -          | -      | 2                | 2              |       |
| -                 | 1  | Liburd(MB) Andrea     | 1          | -      | -                | 1              |       |
| -                 | 2  | Hamilton (U) Taji     | -          | -      | -                | -              |       |
| -                 | 4  | Rouse (OH) Shariska   | -          | -      | -                | -              |       |
| -                 | 6  | Palmer(S) Diana       | -          | -      | -                | -              |       |
| -                 | 9  | Caesar(OPP) Sheniqua  | -          | -      | -                | -              |       |
| -                 | 10 | Gumbs (L) Shajunee    | -          | -      | -                | -              |       |
| <b>Others</b>     |    |                       | -          | -      | -                | -              |       |
| <b>Total Team</b> |    |                       | 22         | 12     | 44               | 78             | 12.82 |

