



# P-3 VOLLEYBALL • Match players ranking




Men's Pan American Cup 2016  
Pool A

**Match:** 10 **Date:** 5/23/16 **Spectators:** 1,500  
**City:** Mexico City  
**Hall:** Gimnasio Olimpico Juan De la Barrera  
**Match duration:** **Start:** 16:00 **End:** 17:59 **Total:** 1:59

| Teams               | Sets     | 1    | 2    | 3    | 4    | 5 | Total |
|---------------------|----------|------|------|------|------|---|-------|
| <b>DOM</b>          | <b>1</b> | 20   | 23   | 28   | 17   |   | 88    |
| <b>USA</b>          | <b>3</b> | 25   | 25   | 26   | 25   |   | 101   |
| <b>Set duration</b> |          | 0:23 | 0:29 | 0:33 | 0:25 |   | 1:50  |


## DOM • Dominican Republic



**Spike**

Succ. %  
Limit: 15.00%

| Rk                | No | Name                                | Spikes | Faults | Shots | Total Attempts | Note  |
|-------------------|----|-------------------------------------|--------|--------|-------|----------------|-------|
| 1                 | 8  | Lopez Capellan Henry A. (WS)        | 14     | 4      | 5     | 23             | 60.87 |
| 2                 | 9  | Garcia Pedro L. (OP)                | 16     | 6      | 7     | 29             | 55.17 |
| 3                 | 4  | Hernandez Wilfrido (MB)             | 8      | 2      | 8     | 18             | 44.44 |
| -                 | 1  | Tapia Santana Henry O. (OP)         | 4      | 2      | 2     | 8              |       |
| -                 | 7  | Frias Tavares Mario E. (MB)         | 4      | -      | 3     | 7              |       |
| -                 | 12 | Arredondo Severino Francisco A. (S) | 1      | 1      | 1     | 3              |       |
| -                 | 13 | Mercedes Cruz Jonathan (WS)         | 2      | 1      | -     | 3              |       |
| -                 | 14 | Romero Perez Felix M. (MB)          | -      | -      | 2     | 2              |       |
| -                 | 2  | Alcantara Cabulla Cesar J. (S)      | -      | -      | -     | -              |       |
| -                 | 5  | Mieses Feliz Enger M. (L)           | -      | -      | -     | -              |       |
| -                 | 16 | Diaz Cruz Cesar A. (MB)             | -      | -      | -     | -              |       |
| -                 | 18 | Rodriguez Gomez Luis R. (OP)        | -      | -      | -     | -              |       |
| <b>Others</b>     |    |                                     | -      | -      | -     | -              |       |
| <b>Total Team</b> |    |                                     | 49     | 16     | 28    | 93             | 52.69 |



**Block**

Avg. by set

| Rk                | No | Name                                | Kill Blocks | Faults | Rebounds | Total Attempts | Note |
|-------------------|----|-------------------------------------|-------------|--------|----------|----------------|------|
| 1                 | 7  | Frias Tavares Mario E. (MB)         | 2           | 6      | 3        | 11             | 0.50 |
| 2                 | 14 | Romero Perez Felix M. (MB)          | 1           | 1      | 2        | 4              | 0.25 |
| 2                 | 13 | Mercedes Cruz Jonathan (WS)         | 1           | 6      | 5        | 12             | 0.25 |
| 2                 | 4  | Hernandez Wilfrido (MB)             | 1           | 6      | 2        | 9              | 0.25 |
| -                 | 2  | Alcantara Cabulla Cesar J. (S)      | -           | -      | -        | -              |      |
| -                 | 5  | Mieses Feliz Enger M. (L)           | -           | -      | -        | -              |      |
| -                 | 12 | Arredondo Severino Francisco A. (S) | -           | -      | 2        | 2              |      |
| -                 | 16 | Diaz Cruz Cesar A. (MB)             | -           | -      | -        | -              |      |
| -                 | 18 | Rodriguez Gomez Luis R. (OP)        | -           | -      | -        | -              |      |
| -                 | 8  | Lopez Capellan Henry A. (WS)        | -           | 2      | 3        | 5              |      |
| -                 | 9  | Garcia Pedro L. (OP)                | -           | 2      | 1        | 3              |      |
| -                 | 1  | Tapia Santana Henry O. (OP)         | -           | 1      | -        | 1              |      |
| <b>Others</b>     |    |                                     | -           | -      | -        | -              |      |
| <b>Total Team</b> |    |                                     | 5           | 24     | 18       | 47             | 1.25 |





# P-3 VOLLEYBALL • Match players ranking



Men's Pan American Cup 2016  
Pool A

**Match:** 10 **Date:** 5/23/16 **Spectators:** 1,500  
**City:** Mexico City  
**Hall:** Gimnasio Olimpico Juan De la Barrera  
**Match duration:** **Start:** 16:00 **End:** 17:59 **Total:** 1:59

| Teams               | Sets     | 1    | 2    | 3    | 4    | 5 | Total |
|---------------------|----------|------|------|------|------|---|-------|
| <b>DOM</b>          | <b>1</b> | 20   | 23   | 28   | 17   |   | 88    |
| <b>USA</b>          | <b>3</b> | 25   | 25   | 26   | 25   |   | 101   |
| <b>Set duration</b> |          | 0:23 | 0:29 | 0:33 | 0:25 |   | 1:50  |



## DOM • Dominican Republic

| Rk                | No | Name                                | Aces | Faults | Serve Hits | Total Attempts | Note |
|-------------------|----|-------------------------------------|------|--------|------------|----------------|------|
| 1                 | 9  | Garcia Pedro L. (OP)                | 3    | 6      | 6          | 15             | 0.75 |
| 2                 | 12 | Arredondo Severino Francisco A. (S) | 1    | 2      | 12         | 15             | 0.25 |
| 2                 | 13 | Mercedes Cruz Jonathan (WS)         | 1    | 2      | 12         | 15             | 0.25 |
| -                 | 2  | Alcantara Cabulla Cesar J. (S0)     | -    | -      | 1          | 1              |      |
| -                 | 5  | Mieses Feliz Enger M. (L)           | -    | -      | -          | -              |      |
| -                 | 14 | Romero Perez Felix M. (MB)          | -    | -      | 1          | 1              |      |
| -                 | 18 | Rodriguez Gomez Luis R. (OP)        | -    | -      | 4          | 4              |      |
| -                 | 4  | Hernandez Wilfrido (MB)             | -    | 3      | 11         | 14             |      |
| -                 | 8  | Lopez Capellan Henry A. (WS)        | -    | 3      | 9          | 12             |      |
| -                 | 7  | Frias Tavares Mario E. (MB)         | -    | 3      | 5          | 8              |      |
| -                 | 1  | Tapia Santana Henry O. (OP)         | -    | 1      | 1          | 2              |      |
| -                 | 16 | Diaz Cruz Cesar A. (MB)             | -    | 1      | 1          | 2              |      |
| <b>Others</b>     |    |                                     | -    | -      | -          | -              |      |
| <b>Total Team</b> |    |                                     | 5    | 21     | 63         | 89             | 1.25 |

**Serve**

Avg. by set

| Team | Opponent errors & Team faults | Aces | Faults | Serve Hits | Total Attempts | Note |
|------|-------------------------------|------|--------|------------|----------------|------|
|      | Opponent errors & Team faults | 29   | 1      |            | 30             |      |

| Rk                | No | Name                                | Digs | Faults | Receptions | Total Attempts | Note |
|-------------------|----|-------------------------------------|------|--------|------------|----------------|------|
| 1                 | 4  | Hernandez Wilfrido (MB)             | 2    | 6      | 2          | 10             | 0.50 |
| 2                 | 7  | Frias Tavares Mario E. (MB)         | 1    | -      | 1          | 2              | 0.25 |
| 2                 | 13 | Mercedes Cruz Jonathan (WS)         | 1    | 1      | 2          | 4              | 0.25 |
| 2                 | 9  | Garcia Pedro L. (OP)                | 1    | 3      | 6          | 10             | 0.25 |
| 2                 | 5  | Mieses Feliz Enger M. (L)           | 1    | 6      | 7          | 14             | 0.25 |
| 2                 | 12 | Arredondo Severino Francisco A. (S) | 1    | 5      | 4          | 10             | 0.25 |
| -                 | 2  | Alcantara Cabulla Cesar J. (S0)     | -    | -      | -          | -              |      |
| -                 | 16 | Diaz Cruz Cesar A. (MB)             | -    | -      | -          | -              |      |
| -                 | 18 | Rodriguez Gomez Luis R. (OP)        | -    | -      | -          | -              |      |
| -                 | 8  | Lopez Capellan Henry A. (WS)        | -    | 2      | 4          | 6              |      |
| -                 | 14 | Romero Perez Felix M. (MB)          | -    | 1      | 1          | 2              |      |
| -                 | 1  | Tapia Santana Henry O. (OP)         | -    | 3      | -          | 3              |      |
| <b>Others</b>     |    |                                     | -    | -      | -          | -              |      |
| <b>Total Team</b> |    |                                     | 7    | 27     | 27         | 61             | 1.75 |

**Dig**

Avg. by set





# P-3 VOLLEYBALL • Match players ranking




Men's Pan American Cup 2016  
Pool A

**Match:** 10 **Date:** 5/23/16 **Spectators:** 1,500  
**City:** Mexico City  
**Hall:** Gimnasio Olimpico Juan De la Barrera  
**Match duration:** **Start:** 16:00 **End:** 17:59 **Total:** 1:59

| Teams               | Sets     | 1    | 2    | 3    | 4    | 5 | Total |
|---------------------|----------|------|------|------|------|---|-------|
| <b>DOM</b>          | <b>1</b> | 20   | 23   | 28   | 17   |   | 88    |
| <b>USA</b>          | <b>3</b> | 25   | 25   | 26   | 25   |   | 101   |
| <b>Set duration</b> |          | 0:23 | 0:29 | 0:33 | 0:25 |   | 1:50  |




## DOM • Dominican Republic



**Set**

Avg. by set

| Rk                | No | Name                                | Running Sets | Faults | Still Sets | Total Attempts | Note |
|-------------------|----|-------------------------------------|--------------|--------|------------|----------------|------|
| 1                 | 12 | Arredondo Severino Francisco A. (S) | 7            | 3      | 70         | 80             | 1.75 |
| -                 | 1  | Tapia Santana Henry O. (OP)         | -            | -      | 2          | 2              |      |
| -                 | 2  | Alcantara Cabulla Cesar J. (S0)     | -            | -      | -          | -              |      |
| -                 | 5  | Mieses Feliz Enger M. (L)           | -            | -      | -          | -              |      |
| -                 | 7  | Frias Tavares Mario E. (MB)         | -            | -      | 1          | 1              |      |
| -                 | 8  | Lopez Capellan Henry A. (WS)        | -            | -      | 1          | 1              |      |
| -                 | 9  | Garcia Pedro L. (OP)                | -            | -      | 2          | 2              |      |
| -                 | 13 | Mercedes Cruz Jonathan (WS)         | -            | -      | 1          | 1              |      |
| -                 | 14 | Romero Perez Felix M. (MB)          | -            | -      | -          | -              |      |
| -                 | 16 | Diaz Cruz Cesar A. (MB)             | -            | -      | -          | -              |      |
| -                 | 18 | Rodriguez Gomez Luis R. (OP)        | -            | -      | -          | -              |      |
| -                 | 4  | Hernandez Wilfrido (MB)             | -            | 1      | 2          | 3              |      |
| <b>Others</b>     |    |                                     | -            | -      | -          | -              |      |
| <b>Total Team</b> |    |                                     | 7            | 4      | 79         | 90             | 1.75 |



**Reception**

Eff. %  
Limit: 20.00%

| Rk                | No | Name                                | Excellents | Faults | Serve Receptions | Total Attempts | Note  |
|-------------------|----|-------------------------------------|------------|--------|------------------|----------------|-------|
| 1                 | 8  | Lopez Capellan Henry A. (WS)        | 8          | -      | 20               | 28             | 28.57 |
| 2                 | 5  | Mieses Feliz Enger M. (L)           | 4          | 2      | 23               | 29             | 6.90  |
| -                 | 1  | Tapia Santana Henry O. (OP)         | -          | -      | -                | -              |       |
| -                 | 2  | Alcantara Cabulla Cesar J. (S0)     | -          | -      | -                | -              |       |
| -                 | 12 | Arredondo Severino Francisco A. (S) | -          | -      | -                | -              |       |
| -                 | 13 | Mercedes Cruz Jonathan (WS)         | -          | -      | -                | -              |       |
| -                 | 14 | Romero Perez Felix M. (MB)          | -          | -      | -                | -              |       |
| -                 | 16 | Diaz Cruz Cesar A. (MB)             | -          | -      | -                | -              |       |
| -                 | 18 | Rodriguez Gomez Luis R. (OP)        | -          | -      | -                | -              |       |
| -                 | 4  | Hernandez Wilfrido (MB)             | 2          | 3      | 9                | 14             |       |
| -                 | 9  | Garcia Pedro L. (OP)                | -          | 2      | 7                | 9              |       |
| -                 | 7  | Frias Tavares Mario E. (MB)         | -          | 1      | -                | 1              |       |
| <b>Others</b>     |    |                                     | -          | -      | -                | -              |       |
| <b>Total Team</b> |    |                                     | 14         | 8      | 59               | 81             | 7.41  |





# P-3 VOLLEYBALL • Match players ranking




Men's Pan American Cup 2016  
Pool A

**Match:** 10 **Date:** 5/23/16 **Spectators:** 1,500  
**City:** Mexico City  
**Hall:** Gimnasio Olimpico Juan De la Barrera  
**Match duration:** **Start:** 16:00 **End:** 17:59 **Total:** 1:59

| Teams               | Sets     | 1    | 2    | 3    | 4    | 5 | Total |
|---------------------|----------|------|------|------|------|---|-------|
| <b>DOM</b>          | <b>1</b> | 20   | 23   | 28   | 17   |   | 88    |
| <b>USA</b>          | <b>3</b> | 25   | 25   | 26   | 25   |   | 101   |
| <b>Set duration</b> |          | 0:23 | 0:29 | 0:33 | 0:25 |   | 1:50  |




USA • USA



**Spike**

Succ. %  
Limit: 15.00%

| Rk                | No | Name                    | Spikes | Faults | Shots | Total Attempts | Note  |
|-------------------|----|-------------------------|--------|--------|-------|----------------|-------|
| 1                 | 2  | Petty Gregory (WS)      | 13     | 1      | 3     | 17             | 76.47 |
| 2                 | 15 | Clark Carson (OP)       | 11     | 3      | 10    | 24             | 45.83 |
| 3                 | 23 | Defalco Torey (WS)      | 8      | 5      | 12    | 25             | 32.00 |
| -                 | 17 | Jendryk li Jeffrey (MB) | 9      | 1      | 3     | 13             |       |
| -                 | 12 | Johnson Kristopher (MB) | 6      | 1      | 1     | 8              |       |
| -                 | 9  | Tuaniga Joshua (S)      | 1      | -      | 3     | 4              |       |
| -                 | 1  | Langlois Jake (WS)      | -      | -      | -     | -              |       |
| -                 | 3  | Sander Brenden (WS)     | -      | -      | -     | -              |       |
| -                 | 4  | Taylor Joshua (WS)      | -      | -      | -     | -              |       |
| -                 | 10 | Hutz Peter (S)          | -      | -      | -     | -              |       |
| -                 | 19 | Averill Taylor (MB)     | -      | -      | -     | -              |       |
| -                 | 24 | Brinkley Michael (L)    | -      | -      | -     | -              |       |
| <b>Others</b>     |    |                         | -      | -      | -     | -              |       |
| <b>Total Team</b> |    |                         | 48     | 11     | 32    | 91             | 52.75 |



**Block**

Avg. by set

| Rk                | No | Name                    | Kill Blocks | Faults | Rebounds | Total Attempts | Note |
|-------------------|----|-------------------------|-------------|--------|----------|----------------|------|
| 1                 | 17 | Jendryk li Jeffrey (MB) | 4           | 9      | 5        | 18             | 1.00 |
| 2                 | 9  | Tuaniga Joshua (S)      | 2           | 4      | 3        | 9              | 0.50 |
| 2                 | 15 | Clark Carson (OP)       | 2           | 6      | 5        | 13             | 0.50 |
| 4                 | 12 | Johnson Kristopher (MB) | 1           | 3      | 2        | 6              | 0.25 |
| -                 | 1  | Langlois Jake (WS)      | -           | -      | -        | -              |      |
| -                 | 3  | Sander Brenden (WS)     | -           | -      | -        | -              |      |
| -                 | 4  | Taylor Joshua (WS)      | -           | -      | -        | -              |      |
| -                 | 10 | Hutz Peter (S)          | -           | -      | -        | -              |      |
| -                 | 19 | Averill Taylor (MB)     | -           | -      | -        | -              |      |
| -                 | 24 | Brinkley Michael (L)    | -           | -      | -        | -              |      |
| -                 | 2  | Petty Gregory (WS)      | -           | 3      | 1        | 4              |      |
| -                 | 23 | Defalco Torey (WS)      | -           | 3      | 1        | 4              |      |
| <b>Others</b>     |    |                         | -           | -      | -        | -              |      |
| <b>Total Team</b> |    |                         | 9           | 28     | 17       | 54             | 2.25 |





# P-3 VOLLEYBALL • Match players ranking



Men's Pan American Cup 2016  
Pool A

**Match:** 10 **Date:** 5/23/16 **Spectators:** 1,500  
**City:** Mexico City  
**Hall:** Gimnasio Olimpico Juan De la Barrera  
**Match duration:** **Start:** 16:00 **End:** 17:59 **Total:** 1:59

| Teams               | Sets     | 1    | 2    | 3    | 4    | 5 | Total |
|---------------------|----------|------|------|------|------|---|-------|
| <b>DOM</b>          | <b>1</b> | 20   | 23   | 28   | 17   |   | 88    |
| <b>USA</b>          | <b>3</b> | 25   | 25   | 26   | 25   |   | 101   |
| <b>Set duration</b> |          | 0:23 | 0:29 | 0:33 | 0:25 |   | 1:50  |



USA • USA

| Rk                | No | Name                    | Aces | Faults | Serve Hits | Total Attempts | Note |
|-------------------|----|-------------------------|------|--------|------------|----------------|------|
| 1                 | 23 | Defalco Torey (WS)      | 2    | 5      | 10         | 17             | 0.50 |
| 1                 | 2  | Petty Gregory (WS)      | 2    | 6      | 11         | 19             | 0.50 |
| 3                 | 12 | Johnson Kristopher (MB) | 1    | 1      | 11         | 13             | 0.25 |
| 3                 | 15 | Clark Carson (OP)       | 1    | 3      | 15         | 19             | 0.25 |
| -                 | 1  | Langlois Jake (WS)      | -    | -      | -          | -              |      |
| -                 | 3  | Sander Brenden (WS)     | -    | -      | -          | -              |      |
| -                 | 4  | Taylor Joshua (WS)      | -    | -      | -          | -              |      |
| -                 | 10 | Hutz Peter (S)          | -    | -      | -          | -              |      |
| -                 | 19 | Averill Taylor (MB)     | -    | -      | -          | -              |      |
| -                 | 24 | Brinkley Michael (L)    | -    | -      | -          | -              |      |
| -                 | 17 | Jendryk li Jeffrey (MB) | -    | 1      | 11         | 12             |      |
| -                 | 9  | Tuaniga Joshua (S)      | -    | 3      | 17         | 20             |      |
| <b>Others</b>     |    |                         | -    | -      | -          | -              |      |
| <b>Total Team</b> |    |                         | 6    | 19     | 75         | 100            | 1.50 |

**Serve**

Avg. by set

| Team | Opponent errors & Team faults | Aces | Faults | Serve Hits | Total Attempts | Note |
|------|-------------------------------|------|--------|------------|----------------|------|
|      | Opponent errors & Team faults | 38   | -      |            | 38             |      |

| Rk                | No | Name                    | Digs | Faults | Receptions | Total Attempts | Note |
|-------------------|----|-------------------------|------|--------|------------|----------------|------|
| 1                 | 2  | Petty Gregory (WS)      | 4    | 9      | 2          | 15             | 1.00 |
| 2                 | 15 | Clark Carson (OP)       | 3    | 4      | 5          | 12             | 0.75 |
| 3                 | 9  | Tuaniga Joshua (S)      | 2    | 2      | 6          | 10             | 0.50 |
| 3                 | 23 | Defalco Torey (WS)      | 2    | 2      | 5          | 9              | 0.50 |
| 5                 | 24 | Brinkley Michael (L)    | 1    | 4      | 8          | 13             | 0.25 |
| -                 | 1  | Langlois Jake (WS)      | -    | -      | -          | -              |      |
| -                 | 3  | Sander Brenden (WS)     | -    | -      | -          | -              |      |
| -                 | 4  | Taylor Joshua (WS)      | -    | -      | -          | -              |      |
| -                 | 10 | Hutz Peter (S)          | -    | -      | -          | -              |      |
| -                 | 12 | Johnson Kristopher (MB) | -    | -      | 2          | 2              |      |
| -                 | 19 | Averill Taylor (MB)     | -    | -      | -          | -              |      |
| -                 | 17 | Jendryk li Jeffrey (MB) | -    | 1      | -          | 1              |      |
| <b>Others</b>     |    |                         | -    | -      | -          | -              |      |
| <b>Total Team</b> |    |                         | 12   | 22     | 28         | 62             | 3.00 |

**Dig**

Avg. by set





# P-3 VOLLEYBALL • Match players ranking



Men's Pan American Cup 2016  
Pool A

**Match:** 10 **Date:** 5/23/16 **Spectators:** 1,500  
**City:** Mexico City  
**Hall:** Gimnasio Olimpico Juan De la Barrera  
**Match duration:** **Start:** 16:00 **End:** 17:59 **Total:** 1:59

| Teams               | Sets | 1    | 2    | 3    | 4    | 5 | Total |
|---------------------|------|------|------|------|------|---|-------|
| DOM                 | 1    | 20   | 23   | 28   | 17   |   | 88    |
| USA                 | 3    | 25   | 25   | 26   | 25   |   | 101   |
| <b>Set duration</b> |      | 0:23 | 0:29 | 0:33 | 0:25 |   | 1:50  |




USA • USA



**Set**

Avg. by set

| Rk                | No | Name                    | Running Sets | Faults | Still Sets | Total Attempts | Note |
|-------------------|----|-------------------------|--------------|--------|------------|----------------|------|
| 1                 | 9  | Tuaniga Joshua (S)      | 21           | 1      | 46         | 68             | 5.25 |
| 2                 | 15 | Clark Carson (OP)       | 1            | -      | 1          | 2              | 0.25 |
| -                 | 1  | Langlois Jake (WS)      | -            | -      | -          | -              |      |
| -                 | 3  | Sander Brenden (WS)     | -            | -      | -          | -              |      |
| -                 | 4  | Taylor Joshua (WS)      | -            | -      | -          | -              |      |
| -                 | 10 | Hutz Peter (S)          | -            | -      | -          | -              |      |
| -                 | 12 | Johnson Kristopher (MB) | -            | -      | -          | -              |      |
| -                 | 17 | Jendryk li Jeffrey (MB) | -            | -      | -          | -              |      |
| -                 | 19 | Averill Taylor (MB)     | -            | -      | -          | -              |      |
| -                 | 23 | Defalco Torey (WS)      | -            | -      | 2          | 2              |      |
| -                 | 24 | Brinkley Michael (L)    | -            | -      | -          | -              |      |
| -                 | 2  | Petty Gregory (WS)      | -            | 1      | 2          | 3              |      |
| <b>Others</b>     |    |                         | -            | -      | -          | -              |      |
| <b>Total Team</b> |    |                         | 22           | 2      | 51         | 75             | 5.50 |



**Reception**

Eff. %  
Limit: 20.00%

| Rk                | No | Name                    | Excellents | Faults | Serve Receptions | Total Attempts | Note  |
|-------------------|----|-------------------------|------------|--------|------------------|----------------|-------|
| 1                 | 2  | Petty Gregory (WS)      | 4          | 1      | 14               | 19             | 15.79 |
| 2                 | 23 | Defalco Torey (WS)      | 4          | 2      | 12               | 18             | 11.11 |
| 3                 | 24 | Brinkley Michael (L)    | 5          | 3      | 20               | 28             | 7.14  |
| -                 | 12 | Johnson Kristopher (MB) | -          | -      | 2                | 2              |       |
| -                 | 17 | Jendryk li Jeffrey (MB) | -          | -      | 1                | 1              |       |
| -                 | 1  | Langlois Jake (WS)      | -          | -      | -                | -              |       |
| -                 | 3  | Sander Brenden (WS)     | -          | -      | -                | -              |       |
| -                 | 4  | Taylor Joshua (WS)      | -          | -      | -                | -              |       |
| -                 | 9  | Tuaniga Joshua (S)      | -          | -      | -                | -              |       |
| -                 | 10 | Hutz Peter (S)          | -          | -      | -                | -              |       |
| -                 | 15 | Clark Carson (OP)       | -          | -      | -                | -              |       |
| -                 | 19 | Averill Taylor (MB)     | -          | -      | -                | -              |       |
| <b>Others</b>     |    |                         | -          | -      | -                | -              |       |
| <b>Total Team</b> |    |                         | 13         | 6      | 49               | 68             | 10.29 |

