



P-3 VOLLEYBALL • Match players ranking

2016 Men U21 NORCECA Continental Championship Final Classification 6/7 (Places 6-7)




Match: 15 **Date:** 10/07/2016 **Spectators:** 125
City: Gatineau, QC
Hall: Centre Sportif de Gatineau
Match duration: **Start:** 16:00 **End:** 17:50 **Total:** 1:50

Teams	Sets	1	2	3	4	5	Total
TRI	1	27	19	19	21		86
VIN	3	25	25	25	25		100
Set duration		0:31	0:22	0:24	0:24		1:41




TRI • Trinidad and Tobago



Spike

Succ. %
Limit: 15.00%

Rk	No	Name	Spikes	Faults	Shots	Total Attempts	Note
1	7	Phillip Marlon(OH)	30	8	25	63	47.62
2	14	Roberts Adriel (MB)	9	3	11	23	39.13
-	6	Nicholas Tyrique(OP)	2	4	5	11	
-	9	Wright Rashaun(MB)	2	2	2	6	
-	8	Donald Kameron(S)	-	1	3	4	
-	12	Noriega Nathanael(OH)	1	1	2	4	
-	17	Moore Marcus(S)	1	1	2	4	
-	18	Stewart Daynte(OH)	-	1	1	2	
-	2	Pounder Evlon(MB)	-	-	-	-	
-	3	Davidson Marley(L)	-	-	-	-	
-	5	Martin De Vaughn(OH)	-	-	-	-	
-	11	Beckles Tyrique(L)	-	-	-	-	
Others			-	-	-	-	
Total Team			45	21	51	117	38.46



Block

Avg. by set

Rk	No	Name	Kill Blocks	Faults	Rebounds	Total Attempts	Note
1	14	Roberts Adriel (MB)	2	9	9	20	0.50
2	18	Stewart Daynte(OH)	1	-	-	1	0.25
2	9	Wright Rashaun(MB)	1	3	6	10	0.25
2	6	Nicholas Tyrique(OP)	1	3	4	8	0.25
-	2	Pounder Evlon(MB)	-	-	-	-	
-	3	Davidson Marley(L)	-	-	-	-	
-	5	Martin De Vaughn(OH)	-	-	-	-	
-	8	Donald Kameron(S)	-	-	-	-	
-	11	Beckles Tyrique(L)	-	-	1	1	
-	17	Moore Marcus(S)	-	-	1	1	
-	7	Phillip Marlon(OH)	-	1	4	5	
-	12	Noriega Nathanael(OH)	-	2	-	2	
Others			-	2	-	2	
Total Team			5	20	25	50	1.25





P-3 VOLLEYBALL • Match players ranking

2016 Men U21 NORCECA Continental Championship Final Classification 6/7 (Places 6-7)




Match: 15 **Date:** 10/07/2016 **Spectators:** 125
City: Gatineau, QC
Hall: Centre Sportif de Gatineau
Match duration: **Start:** 16:00 **End:** 17:50 **Total:** 1:50

Teams	Sets	1	2	3	4	5	Total
TRI	1	27	19	19	21		86
VIN	3	25	25	25	25		100
Set duration		0:31	0:22	0:24	0:24		1:41



TRI • Trinidad and Tobago




Serve

Avg. by set

Rk	No	Name	Aces	Faults	Serve Hits	Total Attempts	Note
1	8	Donald Kameron(S)	3	-	17	20	0.75
2	17	Moore Marcus(S)	1	-	7	8	0.25
2	7	Phillip Marlon(OH)	1	4	10	15	0.25
-	3	Davidson Marley(L)	-	-	-	-	
-	5	Martin De Vaughn(OH)	-	-	-	-	
-	9	Wright Rashaun(MB)	-	-	9	9	
-	11	Beckles Tyrique(L)	-	-	-	-	
-	6	Nicholas Tyrique(OP)	-	1	8	9	
-	14	Roberts Adriel (MB)	-	1	8	9	
-	18	Stewart Daynte(OH)	-	1	8	9	
-	12	Noriega Nathanael(OH)	-	2	4	6	
-	2	Pounder Evlon(MB)	-	1	-	1	
Others			-	-	-	-	
Total Team			5	10	71	86	1.25

Team

Opponent errors & Team faults	30	-		30	
-------------------------------	----	---	--	----	--



Dig

Avg. by set

Rk	No	Name	Digs	Faults	Receptions	Total Attempts	Note
1	17	Moore Marcus(S)	2	4	6	12	0.50
2	9	Wright Rashaun(MB)	1	-	1	2	0.25
2	7	Phillip Marlon(OH)	1	1	11	13	0.25
2	3	Davidson Marley(L)	1	2	4	7	0.25
2	12	Noriega Nathanael(OH)	1	4	4	9	0.25
2	6	Nicholas Tyrique(OP)	1	2	1	4	0.25
-	2	Pounder Evlon(MB)	-	-	-	-	
-	5	Martin De Vaughn(OH)	-	-	-	-	
-	11	Beckles Tyrique(L)	-	-	5	5	
-	8	Donald Kameron(S)	-	4	6	10	
-	18	Stewart Daynte(OH)	-	2	2	4	
-	14	Roberts Adriel (MB)	-	2	1	3	
Others			-	18	-	18	
Total Team			7	39	41	87	1.75





P-3 VOLLEYBALL • Match players ranking

2016 Men U21 NORCECA Continental Championship Final Classification 6/7 (Places 6-7)




Match: 15 **Date:** 10/07/2016 **Spectators:** 125
City: Gatineau, QC
Hall: Centre Sportif de Gatineau
Match duration: **Start:** 16:00 **End:** 17:50 **Total:** 1:50

Teams	Sets	1	2	3	4	5	Total
TRI	1	27	19	19	21		86
VIN	3	25	25	25	25		100
Set duration		0:31	0:22	0:24	0:24		1:41




TRI • Trinidad and Tobago



Set

Avg. by set

Rk	No	Name	Running Sets	Faults	Still Sets	Total Attempts	Note
1	8	Donald Kameron(S)	38	1	60	99	9.50
-	2	Pounder Evlon(MB)	-	-	-	-	
-	3	Davidson Marley(L)	-	-	-	-	
-	5	Martin De Vaughn(OH)	-	-	-	-	
-	6	Nicholas Tyrique(OP)	-	-	1	1	
-	7	Phillip Marlon(OH)	-	-	5	5	
-	9	Wright Rashaun(MB)	-	-	-	-	
-	11	Beckles Tyrique(L)	-	-	2	2	
-	12	Noriega Nathanael(OH)	-	-	-	-	
-	17	Moore Marcus(S)	-	-	2	2	
-	18	Stewart Daynte(OH)	-	-	-	-	
-	14	Roberts Adriel (MB)	-	1	4	5	
Others			-	1	-	1	
Total Team			38	3	74	115	9.50



Reception

Eff. %
Limit: 20.00%

Rk	No	Name	Excellents	Faults	Serve Receptions	Total Attempts	Note
1	7	Phillip Marlon(OH)	13	1	17	31	38.71
2	11	Beckles Tyrique(L)	8	-	15	23	34.78
-	17	Moore Marcus(S)	4	1	7	12	
-	18	Stewart Daynte(OH)	-	-	10	10	
-	12	Noriega Nathanael(OH)	3	-	6	9	
-	6	Nicholas Tyrique(OP)	-	-	1	1	
-	2	Pounder Evlon(MB)	-	-	-	-	
-	3	Davidson Marley(L)	-	-	-	-	
-	5	Martin De Vaughn(OH)	-	-	-	-	
-	8	Donald Kameron(S)	-	-	-	-	
-	9	Wright Rashaun(MB)	-	-	-	-	
-	14	Roberts Adriel (MB)	-	-	-	-	
Others			-	4	-	4	
Total Team			28	6	56	90	24.44





P-3 VOLLEYBALL • Match players ranking

2016 Men U21 NORCECA Continental Championship Final Classification 6/7 (Places 6-7)




Match: 15 **Date:** 10/07/2016 **Spectators:** 125
City: Gatineau, QC
Hall: Centre Sportif de Gatineau
Match duration: **Start:** 16:00 **End:** 17:50 **Total:** 1:50

Teams	Sets	1	2	3	4	5	Total
TRI	1	27	19	19	21		86
VIN	3	25	25	25	25		100
Set duration		0:31	0:22	0:24	0:24		1:41




VIN • Saint Vincent



Spike

Succ. %
Limit: 15.00%

Rk	No	Name	Spikes	Faults	Shots	Total Attempts	Note
1	2	Franklyn Asmond(OH)	16	6	13	35	45.71
2	10	Franklyn Ronaldo(OP)	18	9	16	43	41.86
-	5	Thomas Marcus(MB)	9	-	5	14	
-	3	Welcome Delshun(OH)	7	-	5	12	
-	9	Quashie Deandre(MB)	3	1	2	6	
-	7	Caine Shevron(S)	-	3	2	5	
-	1	Henry Bevin(OP)	-	-	-	-	
-	4	Harvey Jerry(S)	-	-	-	-	
-	6	Franklyn Leonardo(OP)	-	-	-	-	
-	8	Martin Jad(L)	-	-	-	-	
-	11	Dublin Maxian(OH)	-	-	-	-	
-	12	Smart Vivian(MB)	-	-	-	-	
Others			-	-	-	-	
Total Team			53	19	43	115	46.09



Block

Avg. by set

Rk	No	Name	Kill Blocks	Faults	Rebounds	Total Attempts	Note
1	5	Thomas Marcus(MB)	3	3	5	11	0.75
2	9	Quashie Deandre(MB)	1	2	4	7	0.25
2	3	Welcome Delshun(OH)	1	3	5	9	0.25
2	10	Franklyn Ronaldo(OP)	1	1	1	3	0.25
2	7	Caine Shevron(S)	1	3	2	6	0.25
-	1	Henry Bevin(OP)	-	-	-	-	
-	2	Franklyn Asmond(OH)	-	-	1	1	
-	4	Harvey Jerry(S)	-	-	-	-	
-	6	Franklyn Leonardo(OP)	-	-	-	-	
-	8	Martin Jad(L)	-	-	-	-	
-	11	Dublin Maxian(OH)	-	-	-	-	
-	12	Smart Vivian(MB)	-	-	-	-	
Others			-	3	-	3	
Total Team			7	15	18	40	1.75





P-3 VOLLEYBALL • Match players ranking

2016 Men U21 NORCECA Continental Championship Final Classification 6/7 (Places 6-7)




Match: 15 **Date:** 10/07/2016 **Spectators:** 125
City: Gatineau, QC
Hall: Centre Sportif de Gatineau
Match duration: **Start:** 16:00 **End:** 17:50 **Total:** 1:50

Teams	Sets	1	2	3	4	5	Total
TRI	1	27	19	19	21		86
VIN	3	25	25	25	25		100
Set duration		0:31	0:22	0:24	0:24		1:41



VIN • Saint Vincent




Serve

Avg. by set

Rk	No	Name	Aces	Faults	Serve Hits	Total Attempts	Note
1	5	Thomas Marcus(MB)	4	1	14	19	1.00
2	10	Franklyn Ronaldo(OP)	1	2	9	12	0.25
-	1	Henry Bevin(OP)	-	-	2	2	
-	4	Harvey Jerry(S)	-	-	1	1	
-	6	Franklyn Leonardo(OP)	-	-	-	-	
-	8	Martin Jad(L)	-	-	-	-	
-	11	Dublin Maxian(OH)	-	-	-	-	
-	12	Smart Vivian(MB)	-	-	-	-	
-	7	Caine Shevron(S)	-	1	25	26	
-	3	Welcome Delshun(OH)	-	1	12	13	
-	9	Quashie Deandre(MB)	-	1	11	12	
-	2	Franklyn Asmond(OH)	-	2	11	13	
Others			-	-	-	-	
Total Team			5	8	85	98	1.25

Team

Opponent errors & Team faults	34	-		34	
-------------------------------	----	---	--	----	--



Dig

Avg. by set

Rk	No	Name	Digs	Faults	Receptions	Total Attempts	Note
1	8	Martin Jad(L)	3	4	11	18	0.75
2	2	Franklyn Asmond(OH)	2	4	16	22	0.50
2	5	Thomas Marcus(MB)	2	1	2	5	0.50
2	10	Franklyn Ronaldo(OP)	2	1	1	4	0.50
2	3	Welcome Delshun(OH)	2	4	3	9	0.50
6	9	Quashie Deandre(MB)	1	1	6	8	0.25
-	1	Henry Bevin(OP)	-	-	-	-	
-	4	Harvey Jerry(S)	-	-	-	-	
-	6	Franklyn Leonardo(OP)	-	-	-	-	
-	11	Dublin Maxian(OH)	-	-	-	-	
-	12	Smart Vivian(MB)	-	-	-	-	
-	7	Caine Shevron(S)	-	4	6	10	
Others			-	15	-	15	
Total Team			12	34	45	91	3.00





P-3 VOLLEYBALL • Match players ranking

2016 Men U21 NORCECA Continental Championship Final Classification 6/7 (Places 6-7)




Match: 15 **Date:** 10/07/2016 **Spectators:** 125
City: Gatineau, QC
Hall: Centre Sportif de Gatineau
Match duration: **Start:** 16:00 **End:** 17:50 **Total:** 1:50

Teams	Sets	1	2	3	4	5	Total
TRI	1	27	19	19	21		86
VIN	3	25	25	25	25		100
Set duration		0:31	0:22	0:24	0:24		1:41




VIN • Saint Vincent



Set

Avg. by set

Rk	No	Name	Running Sets	Faults	Still Sets	Total Attempts	Note
1	7	Caine Shevron(S)	35	1	58	94	8.75
2	10	Franklyn Ronaldo(OP)	1	-	5	6	0.25
-	1	Henry Bevin(OP)	-	-	-	-	
-	2	Franklyn Asmond(OH)	-	-	2	2	
-	3	Welcome Delshun(OH)	-	-	4	4	
-	4	Harvey Jerry(S)	-	-	-	-	
-	5	Thomas Marcus(MB)	-	-	1	1	
-	6	Franklyn Leonardo(OP)	-	-	-	-	
-	9	Quashie Deandre(MB)	-	-	1	1	
-	11	Dublin Maxian(OH)	-	-	-	-	
-	12	Smart Vivian(MB)	-	-	-	-	
-	8	Martin Jad(L)	-	2	3	5	
Others			-	-	-	-	
Total Team			36	3	74	113	9.00



Reception

Eff. %
Limit: 20.00%

Rk	No	Name	Excellents	Faults	Serve Receptions	Total Attempts	Note
1	10	Franklyn Ronaldo(OP)	12	2	8	22	45.45
2	8	Martin Jad(L)	14	-	17	31	45.16
-	3	Welcome Delshun(OH)	3	1	7	11	
-	2	Franklyn Asmond(OH)	8	-	1	9	
-	1	Henry Bevin(OP)	-	-	-	-	
-	4	Harvey Jerry(S)	-	-	-	-	
-	5	Thomas Marcus(MB)	-	-	-	-	
-	6	Franklyn Leonardo(OP)	-	-	-	-	
-	7	Caine Shevron(S)	-	-	-	-	
-	11	Dublin Maxian(OH)	-	-	-	-	
-	12	Smart Vivian(MB)	-	-	-	-	
-	9	Quashie Deandre(MB)	-	1	-	1	
Others			-	2	-	2	
Total Team			37	6	33	76	40.79

