




III COPA PANAMERICANA Sub-23 2016



BULLETIN 4

September 7, 2016



codegto.gob.mx

COPA PANAMERICANA MASCULINA SUB 23

Guanajuato-Mexico-Septiembre 3-11, 2016



Calendario y Formato de Competencia / Competition Format and Match Schedule

GROUP-A														
No.	Date	Time	Teams		LIVE SCOR E	Set	Result per set (points)					POINTS TOTAL	TIME	FORMS
							1	2	3	4	5			
3	05-sep	18:00	MEXICO	vs	GUATEMALA	3-1	21-25	25-21	25-23	25-18	96-87	1:30	P-2	P-3
5	06-sep	18:00	COLOMBIA	vs	GUATEMALA	3-0	25-14	25-20	25-21		75-55	1:09	P-2	P-3
9	07-sep	20:00	MEXICO	vs	COLOMBIA	1-3	25-22	20-25	19-25	15-25	79-97	1:31	P-2	P-3

GROUP-B														
No.	Date	Time	Teams		LIVE SCOR E	Set	Result per set (points)					POINTS TOTAL	TIME	FORMS
							1	2	3	4	5			
2	05-sep	20:00	TRINIDAD & TOBAGO	vs	DOMINICAN REPUBLIC	0-3	16-25	20-25	15-25		51-75	1:00	P-2	P-3
4	06-sep	16:00	CUBA	vs	TRINIDAD & TOBAGO	3-0	25-11	25-15	25-7		75-33	0:52	P-2	P-3
8	07-sep	18:00	DOMINICAN REPUBLIC	vs	CUBA	0-3	15-25	17-25	19-25		51-75	0:57	P-2	P-3

GROUP-C														
No.	Date	Time	Teams		LIVE SCOR E	Set	Result per set (points)					POINTS TOTAL	TIME	FORMS
							1	2	3	4	5			
1	05-sep	15:00	ST. LUCIA	vs	ARGENTINA	0-3	14-25	10-25	8-25		32-75	0:48	P-2	P-3
6	06-sep	20:00	CHILE	vs	ST. LUCIA	3-0	25-9	25-6	25-8		75-23	0:50	P-2	P-3
7	07-sep	16:00	ARGENTINA	vs	CHILE	3-0	25-18	25-18	25-19		75-55	1:02	P-2	P-3

CLASSIFICATION 9														
No.	Date	Time	Teams		LIVE SCOR E	Set	Result per set (points)					POINTS TOTAL	TIME	FORMS
							1	2	3	4	5			
10	08-sep	16:00	3rd HR2 (TRI)	vs	3rd HR3 (LCA)	0-0							P-2	P-3

QUARTERFINALS														
No.	Date	Time	Teams		LIVE SCOR E	Set	Result per set (points)					POINTS TOTAL	TIME	FORMS
							1	2	3	4	5			
11	08-sep	18:00	1st HR3 (COL)	vs	2nd HR3* (or 2nd HR2) (DOM)	0-0							P-2	P-3
12	08-sep	20:00	2nd HR1 (CHI)	vs	2nd HR2* (or 2nd HR3) (MEX)	0-0							P-2	P-3

FINAL CLASSIFICATION 7/8														
No.	Date	Time	Teams		LIVE SCOR E	Set	Result per set (points)					POINTS TOTAL	TIME	FORMS
							1	2	3	4	5			
13	09-sep	16:00	3rd HR1 (GUA)	vs	Winner of M10	0-0							P-2	P-3

SEMIFINALS														
No.	Date	Time	Teams		LIVE SCOR E	Set	Result per set (points)					POINTS TOTAL	TIME	FORMS
							1	2	3	4	5			
14	09-sep	18:00	1st HR2 (ARG)	vs	Winner of M12* (or M11)	0-0							P-2	P-3
15	09-sep	20:00	1st HR1 (CUB)	vs	Winner of M11* (or M12)	0-0							P-2	P-3

FINAL CLASSIFICATION 5/6														
No.	Date	Time	Teams		LIVE SCOR E	Set	Result per set (points)					POINTS TOTAL	TIME	FORMS
							1	2	3	4	5			
16	10-sep	16:00	Loser of M11	vs	Loser of M12	0-0							P-2	P-3

FINALS														
No.	Date	Time	Teams		LIVE SCOR E	Set	Result per set (points)					POINTS TOTAL	TIME	FORMS
							1	2	3	4	5			
17	10-sep	18:00	Loser of M14	vs	Loser of M15	0-0							P-2	P-3
18	10-sep	20:00	Winner of M14	vs	Winner of M15	0-0							P-2	P-3

*NOTE1: For the Classification, Quarterfinal and Semifinal Rounds, according to the FIVB General Competition Regulations, it must be avoided that teams from the same group play each other.

*NOTE2: According to the established competition format and the FIVB General Regulations, for the Classification, Quarterfinal and Semifinal Rounds, if three teams from the same group qualify, the match between highest ranked team and lowest ranked team of their Preliminary Round will be repeated.

*NOTE3: Loser of M14 = Loser of Match #14, etc.

COPA PANAMERICANA MASCULINA SUB 23

Guanajuato-Mexico-Septiembre 3-11, 2016



Día / Day	Hora / Time	Competition Venue - Gimnasio la Yerbabuena "La Colmena"	Training Court 1 - <u>Polideportivo CODE</u>	Training Court 2- <u>Cncha Arturo Larios "De Cristal"</u>
08-sep-16	08:00	3rd HR1 (GUA)	3rd HR2 (16:00) (TRI)	3rd HR3 (16:00) (LCA)
	09:30	1st HR1 (CUB)	2nd HR3* (2nd HR2) (18:00) (DOM)	1st HR3 (18:00)(COL)
	11:00	1st HR2 (ARG)	2nd HR1 (20:00) (CHI)	2nd HR2* (2nd HR3) (20:00)(MEX)
	16:00	(TRI) 3rd HR2 vs 3rd HR3 (LCA)		
	18:00	(COL) 1st HR3 vs 2nd HR3* (2nd HR2) (DOM)		
	20:00	(CHI) 2nd HR1 vs 2nd HR2* (2nd HR3) (MEX)		
09-sep-16	08:00		3rd HR1 (16:00) (GUA)	Winner of M10 (16:00)
	09:30	Loser of M11	1st HR2 (18:00) (ARG)	Winner of M12* (or M11) (18:00)
	11:00	Loser of M12	1st HR1 (20:00) (CUB)	Winner of M11* (or M12) (20:00)
	16:00	(GUA) 3rd HR1 vs Winner of M10		
	18:00	(ARG) 1st HR2 vs Winner of M12* (or M11)		
	20:00	(CUB) 1st HR1 vs Winner of M11* (or M12)		
10-sep-16	08:00		Loser of M11 (16:00)	Loser of M12 (16:00)
	09:30		Loser of M14 (18:00)	Loser of M15 (18:00)
	11:00		Winner of M14 (20:00)	Winner of M15 (20:00)
	16:00	Loser of M11 vs Loser of M12		
	18:00	Loser of M14 vs Loser of M15		
	20:00	Winner of M14 vs Winner of M15		



P-4 VOLLEYBALL • Collated results & ranking



NORCECA Copa PanAm Masculina Sub23
Results of Wednesday, 07' 7e 'September' 7e '2016

MATCH RESULTS

POOL A

No	Date	Teams	Set	Result per set (points)					Total Points	Time	Spectators
				1	2	3	4	5			
3	05/09/2016	MEX - GUA	3-1	21-25	25-21	25-23	25-18		96- 87	1:39	1.800
5	06/09/2016	COL - GUA	3-0	25-14	25-20	25-21			75- 55	1:15	175
9	07/09/2016	MEX - COL	1-3	25-22	20-25	19-25	15-25		79- 97	1:40	1.500

POOL B

No	Date	Teams	Set	Result per set (points)					Total Points	Time	Spectators
				1	2	3	4	5			
2	05/09/2016	TRI - DOM	0-3	16-25	20-25	15-25			51- 75	1:06	150
4	06/09/2016	CUB - TRI	3-0	25-11	25-15	25- 7			75- 33	0:50	60
8	07/09/2016	DOM - CUB	0-3	15-25	17-25	19-25			51- 75	1:03	800

POOL C

No	Date	Teams	Set	Result per set (points)					Total Points	Time	Spectators
				1	2	3	4	5			
1	05/09/2016	LCA - ARG	0-3	14-25	10-25	8-25			32- 75	0:54	100
6	06/09/2016	CHI - LCA	3-0	25- 9	25- 6	25- 8			75- 23	0:56	100
7	07/09/2016	ARG - CHI	3-0	25-18	25-18	25-19			75- 55	1:08	100

TEAM RANKING

POOL A

Rk	Code	Team	Matches				Results Details						Points			Sets		
			Pts	T	W	L	3-0	3-1	3-2	2-3	1-3	0-3	W	L	Ratio	W	L	Ratio
1	COL	COLOMBIA	9	2	2	0	1	1	0	0	0	0	172	134	1,284	6	1	6,000
2	MEX	MEXICO	5	2	1	1	0	1	0	0	1	0	175	184	0,951	4	4	1,000
3	GUA	GUATEMALA	0	2	0	2	0	0	0	0	1	1	142	171	0,830	1	6	0,167

POOL B

Rk	Code	Team	Matches				Results Details						Points			Sets		
			Pts	T	W	L	3-0	3-1	3-2	2-3	1-3	0-3	W	L	Ratio	W	L	Ratio
1	CUB	CUBA	10	2	2	0	2	0	0	0	0	0	150	84	1,786	6	0	MAX
2	DOM	DOMINICAN REPUBLIC	5	2	1	1	1	0	0	0	0	1	126	126	1,000	3	3	1,000
3	TRI	TRINIDAD & TOBAGO	0	2	0	2	0	0	0	0	0	2	84	150	0,560	0	6	

POOL C

Rk	Code	Team	Matches				Results Details						Points			Sets		
			Pts	T	W	L	3-0	3-1	3-2	2-3	1-3	0-3	W	L	Ratio	W	L	Ratio
1	ARG	ARGENTINA	10	2	2	0	2	0	0	0	0	0	150	87	1,724	6	0	MAX
2	CHI	CHILE	5	2	1	1	1	0	0	0	0	1	130	98	1,327	3	3	1,000
3	LCA	ST. LUCIA	0	2	0	2	0	0	0	0	0	2	55	150	0,367	0	6	





P-2 VOLLEYBALL • Match result



NORCECA Copa PanAm Masculina Sub23
POOL C

Match: 7 **Date:** 07/09/2016 **Spectators:** 100
City: GUANAJUATO
Hall: "LA COLMENA"
Match duration: Start: 16:00 End: 17:08 Total: 1:08

Teams	Sets	1	2	3	4	5	Total
ARG	3	25	25	25			75
CHI	0	18	18	19			55
Set duration		0:18	0:21	0:23			1:02

Referees: SANCHEZ, Randy (MEX) & FAISAL, Terry (LCA)

ARG • ARGENTINA		1	2	3	4	5	Pts
1	SANCHEZ Matias (S)	■	■	■			1
2	MALGAREJO Brian (OH)						
3	MARTINEZ Jan (OH)	■	■	■			5
6	VIEIRA Edgar (MB)						
7	LUENGAS Ignacio (OH)		□	□			1
8	BITAR Gaspar (S)		□	□			
9	L DANANI Santiago (L)	L	L	L			
10	LAZO Nicolas (OH)	■	■	■			13
11	FERNANDEZ Gaston (MB)	■	■	■			9
12	LIMA Bruno (OP)						
16	JOHANSEN German (OP)	■	■	■			16
20	ARRECHE Liam (MB)	■	■	■			10

Coach: SOTO, Camilo
Assistant: BARREIRO, Gonzalo

CHI • CHILE		1	2	3	4	5	Pts
1	GUERRA Simon (MB)	■	■	■			6
2	IBARRA Vicente (OH)						
3	ARAYA Gabriel (MB)	■	■	■			4
4	FUENTES Bastian (MB)						
7	BAEZA Cristopher(OH)	■	■	■			8
9	BONACIC Dusan (OH)	■	■	■			5
10	MARDONES Vicente (OP)						
12	JERIA Rodrigo (OH)				□		
13	L LAVIN Lucas (L)		L	L	L		
14	VILLARREAL Esteba (S)				□		
18	BORELLI Gianluca (OP)	■	■	■			6
19	BANDA Matias (S)	■	■	■			4

Coach: NEJAMKIN, Daniel
Assistant: VILLARREAL, Ivan

TEAMS AND PLAYERS PERFORMANCES

Won Pts	Total Atts	No Name
41	71	Total Team
13	24	10 LAZO Nicolas (OH)
11	19	16 JOHANSEN German (OP)
10	36	Total Team
3	8	16 JOHANSEN German (OP)
3	15	11 FERNANDEZ Gaston
4	74	Total Team
2	16	3 MARTINEZ Jan (OH)
2	13	16 JOHANSEN German (OP)
20		Total Team
75	181	Total Team

16	40	16 JOHANSEN German (OP)
----	----	-------------------------

Excellent	Total Atts	No Name
29	57	Total Team
11	17	9 DANANI Santiago (L)
7	10	1 SANCHEZ Matias (S)
34	66	Total Team
33	53	1 SANCHEZ Matias (S)
32	44	Total Team
14	19	9 DANANI Santiago (L)
14	18	3 MARTINEZ Jan (OH)

■ Starting line-up Pts = Points scored [nn] = Captain
□ Substitute Atts = Attempts L = Libero
Opp = Opponent

Scoring Skills	Won Pts	Total Atts	No Name
	28	77	Total Team
Spike	8	27	7 BAEZA Cristopher(OH)
	5	14	9 BONACIC Dusan (OH)
Block	4	38	Total Team
	2	4	19 BANDA Matias (S)
	2	10	1 GUERRA Simon (MB)
Serve	1	56	Total Team
	1	10	18 BORELLI Gianluca (OP)
Opp. error	22		Total Team
Total	55	171	Total Team

Best Scorer	8	44	7 BAEZA Cristopher(OH)
--------------------	---	----	------------------------

Non scoring Skills	Excellent	Total Atts	No Name
	26	59	Total Team
Dig	8	15	9 BONACIC Dusan (OH)
	6	11	19 BANDA Matias (S)
Set	20	68	Total Team
	20	62	19 BANDA Matias (S)
Reception	35	61	Total Team
Success - Faults	22	37	13 LAVIN Lucas (L)
# Attempts	8	15	9 BONACIC Dusan (OH)





P-2 VOLLEYBALL • Match result



NORCECA Copa PanAm Masculina Sub23
POOL B

Match: 8 **Date:** 07/09/2016 **Spectators:** 800
City: GUANAJUATO
Hall: "LA COLMENA"
Match duration: Start: 18:00 End: 19:03 Total: 1:03

Teams	Sets	1	2	3	4	5	Total
DOM	0	15	17	19			51
CUB	3	25	25	25			75
Set duration		0:19	0:19	0:19			0:57

Referees: ERAZO, Jorge (COL) & DURAN, Gladys (CHI)

DOM • DOMINICAN REPUBLIC		1	2	3	4	5	Pts
1	VILLAR Alexander (OP)						
2	BENITEZ Manuel (S)	□		□			
5	L MIESES Enger (L)	L	L	L			
7	SANTANA Endy (OH)						
12	ARREDONDO Francisco (S)	■	■	■			1
13	ROSARIO Jesus (OH)	■	■	■			2
14	ROMERO Felix (MB)	■	■	■			1
15	PAULINO Richi (MB)	■	■	■			5
16	DIAZ Cesar (OH)	■	■	■			5
18	RODRIGUEZ Luis (OP)	■	■	■			10

Coach: RODRIGUEZ, Loren (DOM)
Assistant: DANTE, Jose (DOM)

CUB • CUBA		1	2	3	4	5	Pts
1	MALGREJO Osniel (OH)	■	■	■			15
2	LOPEZ Miguel (OH)	■	■	■			12
4	TABOADA Lyan (S)				□		
5	CONCEPCION Javier (MB)	■	■	■			11
6	RENDON Osniel (OP)	■	■	■			11
7	MASSO Jose (OP)	■	■	■			2
9	FLORES Bryan (OP)						
10	GUTIERREZ Miguel (OH)	□	□	□			1
13	ROMERO Jose (OH)			□	□		
15	GOIDE Adrian (S)	■	■	■			2
16	ALONSO Roami (MB)				□		1
19	L SALAZAR Lionnis (L)	L	L	L			

Coach: CRUZ, Jesus
Assistant: GONZALEZ, Angel

TEAMS AND PLAYERS PERFORMANCES

Won Pts	Total Atts	No Name	Scoring Skills	Won Pts	Total Atts	No Name
21	68	Total Team		40	67	Total Team
10	28	18 RODRIGUEZ Luis (OP)	Spike	12	18	1 MALGREJO Osniel (OH)
5	15	16 DIAZ Cesar (OH)		11	21	2 LOPEZ Miguel (OH)
2	35	Total Team	Block	13	42	Total Team
2	15	15 PAULINO Richi (MB)		4	10	5 CONCEPCION Javier
1	53	Total Team	Serve	3	9	1 MALGREJO Osniel (OH)
1	13	12 ARREDONDO Francisco		2	73	Total Team
27		Total Team	Opp. error	1	10	6 RENDON Osniel (OP)
51	156	Total Team	Total	1	5	10 GUTIERREZ Miguel (OH)
				20		Total Team
				75	182	Total Team

10	38	18 RODRIGUEZ Luis (OP)	Best Scorer	15	39	1 MALGREJO Osniel (OH)
----	----	------------------------	--------------------	----	----	------------------------

Excellent	Total Atts	No Name	Non scoring Skills	Excellent	Total Atts	No Name
28	61	Total Team		30	44	Total Team
8	19	5 MIESES Enger (L)	Dig	7	12	19 SALAZAR Lionnis (L)
6	13	16 DIAZ Cesar (OH)		6	7	2 LOPEZ Miguel (OH)
12	61	Total Team	Set	29	62	Total Team
10	57	12 ARREDONDO Francisco		26	56	15 GOIDE Adrian (S)
23	55	Total Team	Reception	32	44	Total Team
8	16	5 MIESES Enger (L)	<u>Success - Faults</u>	12	15	19 SALAZAR Lionnis (L)
14	32	16 DIAZ Cesar (OH)	<u># Attempts</u>	13	18	2 LOPEZ Miguel (OH)

■ Starting line-up Pts = Points scored [nn] = Captain
□ Substitute Atts = Attempts L = Libero
Opp = Opponent





P-2 VOLLEYBALL • Match result



NORCECA Copa PanAm Masculina Sub23
POOL A

Match: 9 **Date:** 07/09/2016 **Spectators:** 1.500
City: GUANAJUATO
Hall: "LA COLMENA"
Match duration: **Start:** 20:00 **End:** 21:40 **Total:** 1:40

Teams	Sets	1	2	3	4	5	Total
MEX	1	25	20	19	15		79
COL	3	22	25	25	25		97
Set duration		0:21	0:24	0:23	0:23		1:31

Referees: VELASCO, Infante (CUB) & ROMANO, Fernando (ARG)

MEX • MEXICO		1	2	3	4	5	Pts
1	RUBIO Jose (OP)	■	■	■	■		12
2	MORAILA Andres (OH)			□	■		4
3	MUNOZ Alexis (S)	□			□		
5	L GAXIOLA Josue (L)	L	L	L	L		
6	MENDOZA Edgar (S)						
9	ACOSTA Ariel (MB)	■	■	■	■		8
10	KRAUSS Eduardo (MB)				□		1
11	CRUZ Bruno (OH)	■	■	■	■		9
12	CHAVEZ Miguel (MB)	■	■	■	■		7
13	MARTINEZ Alan (OH)	□		□	□		1
14	ARCE Cristian (OH)	■	■	■	□		
15	ARANDA Christian (S)	■	■	■	■		6
16	L HERNANDEZ Everardo (L)	L	L	L	L		
17	BOJORQUEZ Luis (MB)						

Coach: LEON, Luis
Assistant: MALAGUTTI, Lorenzo

COL • COLOMBIA		1	2	3	4	5	Pts
1	HURTADO Ivan (OP)	■	■	■			9
2	MEJIA Leandro (MB)	■	■	■	■		7
3	HURTADO Juan (OH)					□	1
4	PUCINI Maurizio (S)				□	□	
5	MORENO Juan (OH)	■	■	□	■		12
7	MORELOS Jeyson (OH)	■	■	■	■		9
8	RUIZ Andres (MB)					■	3
9	GIRALDO Sebastian (OH)	□	□	■	■		8
10	L CANATE Juan (L)	L	L	L	L		
11	POLCHLOPECK Jose (S)	■	■	■	■		5
14	CARABALI Kevin (MB)	■	■	■			5
16	MEZA Luis (MB)					□	

Coach: ONCKEN, Percy
Assistant: HERRERA, Diego

TEAMS AND PLAYERS PERFORMANCES

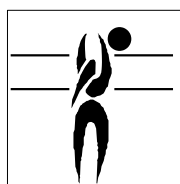
Won Pts	Total Atts	No Name	Scoring Skills	Won Pts	Total Atts	No Name
43	109	Total Team		43	104	Total Team
12	28	1 RUBIO Jose (OP)	Spike	11	28	5 MORENO Juan (OH)
9	21	11 CRUZ Bruno (OH)		8	22	7 MORELOS Jeyson (OH)
5	52	Total Team	Block	15	63	Total Team
3	8	15 ARANDA Christian (S)		5	13	1 HURTADO Ivan (OP)
1	1	10 KRAUSS Eduardo (MB)		4	14	2 MEJIA Leandro (MB)
0	80	Total Team	Serve	1	96	Total Team
				1	23	11 POLCHLOPECK Jose
31		Total Team	Opp. error	38		Total Team
79	241	Total Team	Total	97	263	Total Team

12	48	1 RUBIO Jose (OP)	Best Scorer	12	48	5 MORENO Juan (OH)
----	----	-------------------	--------------------	----	----	--------------------

Excellent	Total Atts	No Name	Non scoring Skills	Excellent	Total Atts	No Name
40	71	Total Team		60	88	Total Team
12	18	5 GAXIOLA Josue (L)	Dig	13	21	10 CANATE Juan (L)
7	9	11 CRUZ Bruno (OH)		12	18	7 MORELOS Jeyson (OH)
32	100	Total Team	Set	32	83	Total Team
28	93	15 ARANDA Christian (S)		29	76	11 POLCHLOPECK Jose
49	81	Total Team	Reception	44	63	Total Team
17	25	1 RUBIO Jose (OP)	<u>Success - Faults</u>	17	21	7 MORELOS Jeyson (OH)
20	34	11 CRUZ Bruno (OH)	<u># Attempts</u>	12	17	9 GIRALDO Sebastian (OH)

■ Starting line-up Pts = Points scored [nn] = Captain
□ Substitute Atts = Attempts L = Libero
Opp = Opponent





Best Scorers

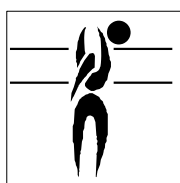
Rk	No	Name	Team	Spike	Block	Serve	Total
1	1	MALGREJO Osniel (OH)	CUB	25	6	1	32
2	3	CHACON Wagner (OH)	GUA	25	1	1	27
2	1	RUBIO Jose (OP)	MEX	25	2	0	27
4	11	CRUZ Bruno (OH)	MEX	24	0	0	24
5	18	RODRIGUEZ Luis (OP)	DOM	22	0	1	23
5	10	LAZO Nicolas (OH)	ARG	21	1	1	23
5	16	JOHANSEN German (OP)	ARG	17	4	2	23
5	5	MORENO Juan (OH)	COL	21	2	0	23
5	7	MORELOS Jeyson (OH)	COL	19	2	2	23
10	2	LOPEZ Carlos (OH)	GUA	18	4	0	22
11	9	ACOSTA Ariel (MB)	MEX	19	1	1	21
12	6	RENDON Osniel (OP)	CUB	13	3	4	20
13	5	FLORES Erik (OH)	GUA	19	0	0	19
14	2	LOPEZ Miguel (OH)	CUB	16	2	0	18
14	11	FERNANDEZ Gaston (MB)	ARG	11	7	0	18
14	5	CONCEPCION Javier (MB)	CUB	10	8	0	18
17	15	PAULINO Richi (MB)	DOM	10	5	1	16
18	20	ARRECHE Liam (MB)	ARG	12	3	0	15
18	15	ARAGON Leonel (MB)	GUA	12	2	1	15
18	12	CHAVEZ Miguel (MB)	MEX	8	6	1	15
21	1	HURTADO Ivan (OP)	COL	9	5	0	14
21	14	CARABALI Kevin (MB)	COL	9	3	2	14
21	2	MEJIA Leandro (MB)	COL	7	6	1	14
24	16	DIAZ Cesar (OH)	DOM	13	0	0	13
24	6	HARRY Enrique (OP)	TRI	10	1	2	13
24	15	ARANDA Christian (S)	MEX	6	5	2	13
27	3	MARTINEZ Jan (OH)	ARG	8	1	3	12
28	7	PHILLIP Marlon (OH)	TRI	11	0	0	11
28	9	GIRALDO Sebastian (OH)	COL	10	1	0	11
30	16	PRESCOTT Nicholas (OP)	TRI	10	0	0	10
30	14	ROBERTS Adriel (MB)	TRI	7	3	0	10
32	11	POLCHLOPECK Jose (S)	COL	5	3	1	9
32	2	MORAILA Andres (OH)	MEX	8	0	1	9
34	5	GRANT Newton (OH)	TRI	6	2	0	8
34	7	MASSO Jose (OP)	CUB	4	3	1	8
34	6	PINEDA Edras (MB)	GUA	6	2	0	8
34	14	ARCE Cristian (OH)	MEX	5	3	0	8
38	2	FERDINAND Anferree (OH)	LCA	7	0	0	7
39	14	ROMERO Felix (MB)	DOM	5	0	1	6
39	5	EUDOXIE Darnell (MB)	LCA	4	2	0	6
39	2	MALGAREJO Brian (OH)	ARG	3	0	3	6
39	15	GOIDE Adrian (S)	CUB	0	4	2	6
43	11	FAULKNER Augustin (OP)	LCA	4	1	0	5
43	13	ROSARIO Jesus (OH)	DOM	3	1	1	5
43	10	GUTIERREZ Miguel (OH)	CUB	0	0	5	5
46	2	THEODORE Joel (MB)	TRI	4	0	0	4
46	7	LUENGAS Ignacio (OH)	ARG	4	0	0	4
46	8	RUIZ Andres (MB)	COL	3	1	0	4
49	1	SANCHEZ Matias (S)	ARG	2	0	1	3
49	7	RUANO Andree (S)	GUA	1	2	0	3
Total tournament				537	113	46	696



Best Spikers

Limit: 15.00%

Rk	No	Name	Team	Spikes	Faults	Shots	Total Attempts	Succ. %
1	1	MALGREJO Osniel (OH)	CUB	25	-	11	36	69.44
2	6	RENDON Osniel (OP)	CUB	13	2	5	20	65.00
3	16	JOHANSEN German (OP)	ARG	17	1	10	28	60.71
4	10	LAZO Nicolas (OH)	ARG	21	3	16	40	52.50
5	2	LOPEZ Miguel (OH)	CUB	16	6	9	31	51.61
6	1	RUBIO Jose (OP)	MEX	25	17	10	52	48.08
7	11	CRUZ Bruno (OH)	MEX	24	8	19	51	47.06
8	5	MORENO Juan (OH)	COL	21	10	15	46	45.65
9	7	MORELOS Jeyson (OH)	COL	19	4	20	43	44.19
10	3	CHACON Wagner (OH)	GUA	25	4	31	60	41.67
Total Tournament				537	224	508	1.269	42.32




Best Blockers

Rk	No	Name	Team	Kill Blocks	Faults	Rebounds	Total Attempts	Avg. by set
1	5	CONCEPCION Javier (MB)	CUB	8	4	7	19	1.33
2	11	FERNANDEZ Gaston (MB)	ARG	7	4	11	22	1.17
3	1	MALGREJO Osniel (OH)	CUB	6	4	5	15	1.00
4	2	MEJIA Leandro (MB)	COL	6	6	9	21	0.86
5	15	PAULINO Richi (MB)	DOM	5	9	8	22	0.83
6	12	CHAVEZ Miguel (MB)	MEX	6	8	19	33	0.75
7	1	HURTADO Ivan (OP)	COL	5	7	8	20	0.71
8	16	JOHANSEN German (OP)	ARG	4	1	7	12	0.67
9	15	GOIDE Adrian (S)	CUB	4	2	5	11	0.67
10	15	ARANDA Christian (S)	MEX	5	5	5	15	0.63
Total Tournament				113	258	273	644	4.35



Best Servers

Rk	No	Name	Team	Aces	Faults	Serve Hits	Total Attempts	Avg. by set
1	10	GUTIERREZ Miguel (OH)	CUB	5	5	5	15	0.83
2	6	RENDON Osniel (OP)	CUB	4	6	14	24	0.67
3	3	MARTINEZ Jan (OH)	ARG	3	3	18	24	0.50
4	2	MALGAREJO Brian (OH)	ARG	3	1	2	6	0.50
5	12	ARREDONDO Francisco (S)	DOM	2	2	23	27	0.33
6	15	GOIDE Adrian (S)	CUB	2	2	12	16	0.33
7	16	JOHANSEN German (OP)	ARG	2	8	20	30	0.33
8	6	HARRY Enrique (OP)	TRI	2	4	8	14	0.33
9	7	MORELOS Jeyson (OH)	COL	2	4	24	30	0.29
10	14	CARABALI Kevin (MB)	COL	2	3	15	20	0.29
Total Tournament				46	176	834	1.056	1.77



Best Diggers

Rk	No	Name	Team	Digs	Faults	Receptions	Total Attempts	Avg. by set
1	4	SANTA CRUZ Luis (L)	GUA	25	10	3	38	3.57
2	10	CANATE Juan (L)	COL	24	13	-	37	3.43
3	9	DANANI Santiago (L)	ARG	20	7	2	29	3.33
4	7	MORELOS Jeyson (OH)	COL	20	7	1	28	2.86
5	5	MIESES Enger (L)	DOM	17	11	4	32	2.83
6	19	SALAZAR Lionnis (L)	CUB	15	8	4	27	2.50
7	16	DIAZ Cesar (OH)	DOM	15	12	2	29	2.50
8	3	WILLIAMS Clinton (L)	TRI	14	13	6	33	2.33
9	3	MARTINEZ Jan (OH)	ARG	13	4	5	22	2.17
10	14	ARCE Cristian (OH)	MEX	15	10	4	29	1.88
Total Tournament				457	336	142	935	17.58



Best Setters


Rk	No	Name	Team	Running Sets	Faults	Still Sets	Total Attempts	Avg. by set
1	1	SANCHEZ Matias (S)	ARG	57	-	43	100	9.50
2	11	POLCHLOPECK Jose (S)	COL	53	3	82	138	7.57
3	7	RUANO Andree (S)	GUA	50	3	106	159	7.14
4	15	ARANDA Christian (S)	MEX	56	3	120	179	7.00
5	15	GOIDE Adrian (S)	CUB	41	3	50	94	6.83
6	12	ARREDONDO Francisco (S)	DOM	39	-	74	113	6.50
7	8	DONALD Kameron (S)	TRI	17	3	92	112	2.83
8	4	PUCCINI Maurizio (S)	COL	6	-	7	13	0.86
9	7	MARQUIS Andrew (S)	LCA	4	10	66	80	0.67
10	4	TABOADA Lyan (S)	CUB	3	-	2	5	0.50
Total Tournament				341	36	778	1.155	13.12



Best Receivers

Limit: 20.00%

Rk	No	Name	Team	Excellents	Faults	Serve Receptions	Total Attempts	Eff. %
1	7	MORELOS Jeyson (OH)	COL	28	-	10	38	73.68
2	2	LOPEZ Miguel (OH)	CUB	18	-	7	25	72.00
3	19	SALAZAR Lionnis (L)	CUB	16	1	4	21	71.43
4	9	DANANI Santiago (L)	ARG	18	-	8	26	69.23
5	9	GIRALDO Sebastian (OH)	COL	16	-	8	24	66.67
6	3	MARTINEZ Jan (OH)	ARG	23	1	9	33	66.67
6	5	MIESES Enger (L)	DOM	23	1	9	33	66.67
8	1	RUBIO Jose (OP)	MEX	32	2	14	48	62.50
9	4	SANTA CRUZ Luis (L)	GUA	46	6	15	67	59.70
10	2	LOPEZ Carlos (OH)	GUA	17	-	12	29	58.62
Total Tournament				478	53	370	901	47.17



Best Liberos

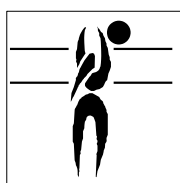
Rk	No	Name	Team	Excellents	Faults	In play	Total attempts	Avg. by set
1	4	SANTA CRUZ Luis (L)	GUA	71	16	18	105	10.14
2	5	MIESES Enger (L)	DOM	40	12	13	65	6.67
3	9	DANANI Santiago (L)	ARG	38	7	10	55	6.33
4	19	SALAZAR Lionnis (L)	CUB	31	9	8	48	5.17
5	3	WILLIAMS Clinton (L)	TRI	31	17	19	67	5.17
6	10	CANATE Juan (L)	COL	36	13	13	62	5.14
7	16	HERNANDEZ Everardo (L)	MEX	30	8	21	59	3.75
8	5	GAXIOLA Josue (L)	MEX	12	6		18	1.50
9	16	QUINONEZ Gabriel (L)	GUA	1		1	2	0.14



Best Spikers

Limit: 15.00%

Rk	Team	Spikes	Faults	Shots	Total Attempts	Succ. %
1	CUB CUBA	71	9	33	113	62.83
2	ARG ARGENTINA	78	13	45	136	57.35
3	MEX MEXICO	98	43	74	215	45.58
4	COL COLOMBIA	85	28	77	190	44.74
5	GUA GUATEMALA	81	32	94	207	39.13
6	DOM DOMINICAN REPUBLIC	53	23	67	143	37.06
7	TRI TRINIDAD & TOBAGO	50	41	56	147	34.01
8	LCA ST. LUCIA	21	35	62	118	17.80
Total Tournament		537	224	508	1.269	42.32




Best Blockers

Rk	Team	Kill Blocks	Faults	Rebounds	Total Attempts	Avg. by set
1	CUB CUBA	27	21	26	74	4.50
2	COL COLOMBIA	23	38	48	109	3.29
3	ARG ARGENTINA	16	17	28	61	2.67
4	MEX MEXICO	18	43	54	115	2.25
5	GUA GUATEMALA	11	47	39	97	1.57
6	TRI TRINIDAD & TOBAGO	7	23	26	56	1.17
7	DOM DOMINICAN REPUBLIC	6	34	29	69	1.00
8	LCA ST. LUCIA	5	35	23	63	0.83
Total Tournament		113	258	273	644	4.35



Best Servers

Rk	Team	Aces	Faults	Serve Hits	Total Attempts	Avg. by set
1	CUB CUBA	13	25	108	146	2.17
2	ARG ARGENTINA	10	25	113	148	1.67
3	DOM DOMINICAN REPUBLIC	6	18	102	126	1.00
4	COL COLOMBIA	6	23	141	170	0.86
5	MEX MEXICO	5	32	138	175	0.63
6	GUA GUATEMALA	3	22	120	145	0.43
7	TRI TRINIDAD & TOBAGO	2	21	65	88	0.33
8	LCA ST. LUCIA	1	10	47	58	0.17
Total Tournament		46	176	834	1.056	1.77



Best Diggers

Rk	Team	Digs	Faults	Receptions	Total Attempts	Avg. by set
1	COL COLOMBIA	97	41	10	148	13.86
2	GUA GUATEMALA	67	57	19	143	9.57
3	DOM DOMINICAN REPUBLIC	56	46	16	118	9.33
4	ARG ARGENTINA	54	28	16	98	9.00
5	MEX MEXICO	71	55	21	147	8.88
6	CUB CUBA	48	24	13	85	8.00
7	TRI TRINIDAD & TOBAGO	40	45	20	105	6.67
8	LCA ST. LUCIA	24	40	27	91	4.00
Total Tournament		457	336	142	935	17.58



Best Setters

Rk	Team	Running Sets	Faults	Still Sets	Total Attempts	Avg. by set
1	ARG ARGENTINA	60	2	63	125	10.00
2	COL COLOMBIA	60	3	99	162	8.57
3	MEX MEXICO	61	4	132	197	7.63
4	CUB CUBA	45	3	58	106	7.50
5	GUA GUATEMALA	51	3	131	185	7.29
6	DOM DOMINICAN REPUBLIC	41	-	81	122	6.83
7	TRI TRINIDAD & TOBAGO	18	4	110	132	3.00
8	LCA ST. LUCIA	5	17	104	126	0.83
Total Tournament		341	36	778	1.155	13.12



Best Receivers

Limit: 20.00%

Rk	Team	Excellents	Faults	Serve Receptions	Total Attempts	Eff. %
1	CUB CUBA	50	2	19	71	67.61
2	ARG ARGENTINA	46	1	23	70	64.29
3	COL COLOMBIA	71	1	40	112	62.50
4	GUA GUATEMALA	88	9	48	145	54.48
5	MEX MEXICO	89	7	58	154	53.25
6	DOM DOMINICAN REPUBLIC	50	4	41	95	48.42
7	TRI TRINIDAD & TOBAGO	49	16	63	128	25.78
8	LCA ST. LUCIA	35	13	78	126	17.46
Total Tournament		478	53	370	901	47.17



Semifinalists and quarterfinal matches are ready at Men's U23 Pan Am Cup

GUANAJUATO, Mexico, September 7 2016 – Colombia finished as leader in Pool “A” after beating Mexico in four sets by scores of 22-25, 25-20, 25-19 and 25-15 in the last match of the Preliminary Round at the Men’s U23 Pan American Cup.

Juan Moreno was the best scorer for Colombia after registering 12 points, while Jose Rubio topped with the same number of units for Mexico.

Colombia managed a very smart block strategy that granted a 15-5 final advantage. Both teams qualified to the quarterfinals phase that will be played on Thursday at the Yerbabuena Auditorium. Mexico will play against Chile while Colombia will match Dominican Republic. Argentina and Cuba qualified directly to the semifinals.

Argentina 3-0 Chile

Argentina clinched its second victory and finished as leader in Pool “C”. The squad coached by Camilo Soto won in three sets against Chile by scores of 25-18, 25-18 and 25-19. German Johansen, Nicolas Lazo and Liam Arreche closed as top scorers for Argentina after registering 16, 13 and 10 points, respectively. On the Chilean side, Christopher Baeza closed with eight tallies. Argentina showed a solid blocking performance by finishing with a 10-4 advantage and 4-1 in sets to grant a direct spot in the semifinals. Meanwhile, Chile is still alive and will play the quarterfinals on Thursday.

Cuba 3-0 Dominican Republic

Cuba clinched its second victory and at the same time finished as leader of Pool B after beating Dominican Republic by scores of 25-15, 25-17 and 25-19. Osniel Malgrejo had another double digit night for Cuba with a total of 15 tallies, while Miguel Lopez scored 12. Javier Concepción and Osniel Rendon also contributed to the Cuban squad by scoring 11 points apiece. Luis Rodríguez was the best scorer for the Dominican team, after closing with 10 units. Meanwhile, Cuba dominated the blocking game with a 13-2 balance.



Listos los semifinalistas y los cuartos de final de la Copa Panamericana Masculina Sub 23

GUANAJUATO, México, Septiembre 7 2016 - Colombia finalizó como líder dentro del Grupo "A" al derrotar a México en cuatro sets por parciales de 22-25, 25-20, 25-19 y 25-15 en el duelo de cierre de la ronda preliminar en la Copa Panamericana Sub 23 de Voleibol Varonil.

Juan Moreno fue el mejor anotador por parte de Colombia, al terminar con 12 puntos, mientras que José Rubio fue el mejor por México, tras finalizar con igual cantidad de unidades en el encuentro.

Colombia manejó su bloqueo de manera eficiente para cerrar con una ventaja de 15-5. Ambos equipos clasificaron a la fase de cuartos de final, la cual se juega este jueves en el auditorio de la Yerbabuena.

México se medirá a Chile y Colombia a República Dominicana. Por su parte, Argentina y Cuba, clasificaron de manera directa a las semifinales.

Argentina 3-0 Chile

Argentina sumó su segunda victoria dentro del Grupo "C" para agenciarse como líder del mismo. El cuadro dirigido por Camilo Soto se impuso en tres sets a Chile por parciales de 25-18, 25-18 y 25-19. German Johansen, Nicolás Lazo y Liam Arreche cerraron como líderes anotadores por parte de Argentina al registrar 16, 13 y 10 puntos, respectivamente. Por parte de Chile, Christopher Baeza cerró con ocho unidades. Argentina trabajó fuerte con su bloqueo al grado de finalizar con una ventaja de 10-4 y en servicios 4-1, asegurando su pase directo a las semifinales

Cuba 3-0 República Dominicana

Cuba ligó su segunda victoria de paso el primer lugar del Grupo "B" tras imponerse a República Dominicana por parciales de 25-15, 25-17 y 25-19. Osniel Malgrejo tuvo otra tarde con doble dígito por el bando cubano al registrar 15 puntos, mientras que Miguel López finalizó con 12 puntos. Javier Concepción y Osniel Rendón también aportaron para Cuba al cerrar con 11 puntos cada uno. Luis Rodríguez fue el mejor anotador por parte de los dominicanos, al cerrar con 10 puntos. Cuba, por su parte dominó el juego en el bloqueo al dejar la balanza 13-2 a su favor.