




III COPA PANAMERICANA Sub-23 2016



BULLETIN 5

September 8, 2016



codegto.gob.mx

COPA PANAMERICANA MASCULINA SUB 23

Guanajuato-Mexico-Septiembre 3-11, 2016



Calendario y Formato de Competencia / Competition Format and Match Schedule

GROUP-A															
No.	Date	Time	Teams		LIVE SCOR	Set	Result per set (points)								
							1	2	3	4	5	POINTS	TOTAL	TIME	FORMS
3	05-sep	18:00	MEXICO	vs	GUATEMALA	3-1	21-25	25-21	25-23	25-18		96-87	1:30	P-2	P-3
5	06-sep	18:00	COLOMBIA	vs	GUATEMALA	3-0	25-14	25-20	25-21			75-55	1:09	P-2	P-3
9	07-sep	20:00	MEXICO	vs	COLOMBIA	1-3	25-22	20-25	19-25	15-25		79-97	1:31	P-2	P-3

GROUP-B															
No.	Date	Time	Teams		LIVE SCOR	Set	Result per set (points)								
							1	2	3	4	5	POINTS	TOTAL	TIME	FORMS
2	05-sep	20:00	TRINIDAD & TOBAGO	vs	DOMINICAN REPUBLIC	0-3	16-25	20-25	15-25			51-75	1:00	P-2	P-3
4	06-sep	16:00	CUBA	vs	TRINIDAD & TOBAGO	3-0	25-11	25-15	25-7			75-33	0:52	P-2	P-3
8	07-sep	18:00	DOMINICAN REPUBLIC	vs	CUBA	0-3	15-25	17-25	19-25			51-75	0:57	P-2	P-3

GROUP-C															
No.	Date	Time	Teams		LIVE SCOR	Set	Result per set (points)								
							1	2	3	4	5	POINTS	TOTAL	TIME	FORMS
1	05-sep	15:00	ST. LUCIA	vs	ARGENTINA	0-3	14-25	10-25	8-25			32-75	0:48	P-2	P-3
6	06-sep	20:00	CHILE	vs	ST. LUCIA	3-0	25-9	25-6	25-8			75-23	0:50	P-2	P-3
7	07-sep	16:00	ARGENTINA	vs	CHILE	3-0	25-18	25-18	25-19			75-55	1:02	P-2	P-3

CLASSIFICATION 9															
No.	Date	Time	Teams		LIVE SCOR	Set	Result per set (points)								
							1	2	3	4	5	POINTS	TOTAL	TIME	FORMS
10	08-sep	16:00	3rd HR2 (TRI)	vs	3rd HR3 (LCA)	3-0	25-16	25-17	25-18			75-51	00:56	P-2	P-3

QUARTERFINALS															
No.	Date	Time	Teams		LIVE SCOR	Set	Result per set (points)								
							1	2	3	4	5	POINTS	TOTAL	TIME	FORMS
12	08-sep	18:00	1st HR3 (COL)	vs	2nd HR3* (or 2nd HR2) (DOM)	3-1	25-22	25-22	18-25	25-17		93-86	1:34	P-2	P-3
11	08-sep	20:00	2nd HR1 (CHI)	vs	2nd HR2* (or 2nd HR3) (MEX)	3-0	25-20	25-19	25-18			75-57	1:07	P-2	P-3

FINAL CLASSIFICATION 7/8															
No.	Date	Time	Teams		LIVE SCOR	Set	Result per set (points)								
							1	2	3	4	5	POINTS	TOTAL	TIME	FORMS
13	09-sep	16:00	3rd HR1 (GUA)	vs	Winner of M10 (TRI)	0-0								P-2	P-3

SEMIFINALS															
No.	Date	Time	Teams		LIVE SCOR	Set	Result per set (points)								
							1	2	3	4	5	POINTS	TOTAL	TIME	FORMS
14	09-sep	18:00	1st HR2 (ARG)	vs	Winner of M12* (or M11) (COL)	0-0								P-2	P-3
15	09-sep	20:00	1st HR1 (CUB)	vs	Winner of M11* (or M12) (CHI)	0-0								P-2	P-3

FINAL CLASSIFICATION 5/6															
No.	Date	Time	Teams		LIVE SCOR	Set	Result per set (points)								
							1	2	3	4	5	POINTS	TOTAL	TIME	FORMS
16	10-sep	16:00	Loser of M11 (MEX)	vs	Loser of M12 (DOM)	0-0								P-2	P-3

FINALS															
No.	Date	Time	Teams		LIVE SCOR	Set	Result per set (points)								
							1	2	3	4	5	POINTS	TOTAL	TIME	FORMS
17	10-sep	18:00	Loser of M14	vs	Loser of M15	0-0								P-2	P-3
18	10-sep	20:00	Winner of M14	vs	Winner of M15	0-0								P-2	P-3

*NOTE1: For the Classification, Quarterfinal and Semifinal Rounds, according to the FIVB General Competition Regulations, it must be avoided that teams from the same group play each other.

*NOTE2: According to the established competition format and the FIVB General Regulations, for the Classification, Quarterfinal and Semifinal Rounds, if three teams from the same group qualify, the match between highest ranked team and lowest ranked team of their Preliminary Round will be repeated.

*NOTE3: Loser of M14 = Loser of Match #14, etc.



FEDERATION
INTERNATIONALE
DE VOLLEYBALL



O-1

UNIFORM COLOURS
Couleur de l'uniforme

CITY: Ville: Guanajuato , Mexico

DATE: 08/09/2016 TIME: 22:00
Heure:

REGISTERED COLOURS / Couleurs enregistrées :
(ONLY SHIRT COLOUR - seulement la couleur du maillot)

POOL/PHASE: Groupe/Phase: FINAL CLASSIFICATION 7/8

	GUA ▼	TRI ▼	▼	▼	▼	▼	▼
1	BLUE	RED					
2	WHITE	BLACK					
3	SKY BLUE	WHITE					

MATCH SCHEDULE
Calendrier des matches

DATE:	No. Match	Team Equipe	
		A	B
09/sep/2016	13	GUA	TRI

TEAMS CHOICE (1-2 OR 3)
Choix des équipes (1-2 ou 3)

1st CHOICE 1er Choix		FIVB DECISION LIBERO	
A	B	A	B
		WHITE	BLACK

FIVB DECISION
Décision de la FIVB

A	B
BLUE	RED

COPA PANAMERICANA MASCULINA SUB 23

Guanajuato-Mexico-Septiembre 3-11, 2016



FIVB



FMVB



Día / Day	Hora / Time	Competition Venue - Gimnasio la Yerbabuena "La Colmena"	Training Court 1 - <u>Polideportivo CODE</u>	Training Court 2- <u>Cncha Arturo Larios "De Cristal"</u>
09-sep-16	08:00		3rd HR1 (16:00) (GUA)	Winner of M10 (16:00) (TRI)
	09:30	Loser of M11 (DOM)	1st HR2 (18:00) (ARG)	Winner of M12* (or M11) (18:00) (COL)
	11:00	Loser of M12 (MEX)	1st HR1 (20:00) (CUB)	Winner of M11* (or M12) (20:00) (CHI)
	16:00	(GUA) 3rd HR1 vs Winner of M10 (TRI)		
	18:00	(ARG) 1st HR2 vs Winner of M12* (or M11) (COL)		
	20:00	(CUB) 1st HR1 vs Winner of M11* (or M12) (CHI)		
10-sep-16	08:00		Loser of M11 (16:00) (DOM)	Loser of M12 (16:00) (MEX)
	09:30		Loser of M14 (18:00)	Loser of M15 (18:00)
	11:00		Winner of M14 (20:00)	Winner of M15 (20:00)
	16:00	(MEX) Loser of M11 vs Loser of M12 (DOM)		
	18:00	Loser of M14 vs Loser of M15		
	20:00	Winner of M14 vs Winner of M15		



P-4 VOLLEYBALL • Collated results & ranking



NORCECA Copa PanAm Masculina Sub23

Results of Thursday, 08' 8e 'September' 8e '2016

MATCH RESULTS

POOL A

No	Date	Teams	Set	Result per set (points)					Total Points	Time	Spectators
				1	2	3	4	5			
3	05/09/2016	MEX - GUA	3-1	21-25	25-21	25-23	25-18		96- 87	1:39	1.800
5	06/09/2016	COL - GUA	3-0	25-14	25-20	25-21			75- 55	1:15	175
9	07/09/2016	MEX - COL	1-3	25-22	20-25	19-25	15-25		79- 97	1:40	1.500

POOL B

No	Date	Teams	Set	Result per set (points)					Total Points	Time	Spectators
				1	2	3	4	5			
2	05/09/2016	TRI - DOM	0-3	16-25	20-25	15-25			51- 75	1:06	150
4	06/09/2016	CUB - TRI	3-0	25-11	25-15	25- 7			75- 33	0:50	60
8	07/09/2016	DOM - CUB	0-3	15-25	17-25	19-25			51- 75	1:03	800

POOL C

No	Date	Teams	Set	Result per set (points)					Total Points	Time	Spectators
				1	2	3	4	5			
1	05/09/2016	LCA - ARG	0-3	14-25	10-25	8-25			32- 75	0:54	100
6	06/09/2016	CHI - LCA	3-0	25- 9	25- 6	25- 8			75- 23	0:56	100
7	07/09/2016	ARG - CHI	3-0	25-18	25-18	25-19			75- 55	1:08	100

CLASSIFICATION 9

No	Date	Teams	Set	Result per set (points)					Total Points	Time	Spectators
				1	2	3	4	5			
10	09/09/2016	TRI - LCA	3-0	25-16	25-17	25-18			75- 51	1:02	100

QUATERFINALS

No	Date	Teams	Set	Result per set (points)					Total Points	Time	Spectators
				1	2	3	4	5			
11	08/09/2016	CHI - MEX	3-0	25-20	25-19	25-18			75- 57	1:13	1.500
12	08/09/2016	COL - DOM	3-1	25-22	25-22	18-25	25-17		93- 86	1:43	450

TEAM RANKING

POOL A

Rk	Code	Team	Matches				Results Details						Points			Sets		
			Pts	T	W	L	3-0	3-1	3-2	2-3	1-3	0-3	W	L	Ratio	W	L	Ratio
1	COL	COLOMBIA	9	2	2	0	1	1	0	0	0	0	172	134	1,284	6	1	6,000
2	MEX	MEXICO	5	2	1	1	0	1	0	0	1	0	175	184	0,951	4	4	1,000
3	GUA	GUATEMALA	1	2	0	2	0	0	0	0	1	1	142	171	0,830	1	6	0,167

POOL B

Rk	Code	Team	Matches				Results Details						Points			Sets		
			Pts	T	W	L	3-0	3-1	3-2	2-3	1-3	0-3	W	L	Ratio	W	L	Ratio
1	CUB	CUBA	10	2	2	0	2	0	0	0	0	0	150	84	1,786	6	0	MAX
2	DOM	DOMINICAN REPUBLIC	5	2	1	1	1	0	0	0	0	1	126	126	1,000	3	3	1,000
3	TRI	TRINIDAD & TOBAGO	0	2	0	2	0	0	0	0	0	2	84	150	0,560	0	6	

POOL C

Rk	Code	Team	Matches				Results Details						Points			Sets		
			Pts	T	W	L	3-0	3-1	3-2	2-3	1-3	0-3	W	L	Ratio	W	L	Ratio
1	ARG	ARGENTINA	10	2	2	0	2	0	0	0	0	0	150	87	1,724	6	0	MAX
2	CHI	CHILE	5	2	1	1	1	0	0	0	0	1	130	98	1,327	3	3	1,000
3	LCA	ST. LUCIA	0	2	0	2	0	0	0	0	0	2	55	150	0,367	0	6	





P-2 VOLLEYBALL • Match result



NORCECA Copa PanAm Masculina Sub23
CLASSIFICATION 9

Match: 10 **Date:** 09/09/2016 **Spectators:** 100
City: GUANAJUATO
Hall: "LA COLMENA"
Match duration: Start: 16:00 End: 17:02 Total: 1:02

Teams	Sets	1	2	3	4	5	Total
TRI	3	25	25	25			75
LCA	0	16	17	18			51
Set duration		0:17	0:19	0:20			0:56

Referees: MALDONADO, Walda (GUA) & HERNANDEZ, Yeimy (DOM)

TRI • TRINIDAD & TOBAGO		1	2	3	4	5	Pts
2	THEODORE Joel (MB)	■	■	■			10
3	L WILLIAMS Clinton (L)	L	L	L			
5	GRANT Newton (OH)	■	■	■			4
6	HARRY Enrique (OP)	□	□				1
7	PHILLIP Marlon (OH)	■	■	■			12
8	DONALD Kameron (S)	■	■	■			1
9	WRIGHT Rashaun (MB)						
12	BASDEO Varendra (S)		□				
14	ROBERTS Adriel (MB)	■	■	■			7
16	PRESCOTT Nicholas (OP)	■	■	■			11
17	EDWARDS Tevin (OH)		□				
18	STEWART Daynte (OH)	□	□				

Coach: DICKSON, Gideon
Assistant: SIMMONS, Lyndon

LCA • ST. LUCIA		1	2	3	4	5	Pts
1	LOUIS Scott (OH)	■					2
2	FERDINAND Anferee (OH)	■	■	■			8
3	GERMAINE Curtney (OH)	□	■				1
4	RICHARDS Anton (MB)			■			1
5	EUDOXIE Darnell (MB)	■	■	■			2
6	LESFLORIS Joshua (MB)		□				
7	MARQUIS Andrew (S)	■	■				
8	LIONEL Elijah (OH)		□				1
9	MARQUIS JR Andre (OP)	□					
10	FRANCOIS John (MB)	■	■	■			5
11	FAULKNER Augustin (OP)	■	■	■			3
12	LEONCE Levi (OH)	□	■				2

Coach: CHARLERY, Kendell
Assistant: GERMAIN, Elvin

TEAMS AND PLAYERS PERFORMANCES

Won Pts	Total Atts	No Name	Scoring Skills	Won Pts	Total Atts	No Name
35	69	Total Team		19	74	Total Team
9	10	2 THEODORE Joel (MB)	Spike	7	22	2 FERDINAND Anferee (OH)
9	19	7 PHILLIP Marlon (OH)		3	17	11 FAULKNER Augustin (OP)
7	42	Total Team	Block	5	28	Total Team
3	8	16 PRESCOTT Nicholas (OP)		4	8	10 FRANCOIS John (MB)
2	10	14 ROBERTS Adriel (MB)		1	1	4 RICHARDS Anton (MB)
4	73	Total Team	Serve	1	53	Total Team
2	12	7 PHILLIP Marlon (OH)		1	8	2 FERDINAND Anferee (OH)
1	12	16 PRESCOTT Nicholas (OP)				
29		Total Team	Opp. error	26		Total Team
75	184	Total Team	Total	51	155	Total Team

12	37	7 PHILLIP Marlon (OH)	Best Scorer	8	33	2 FERDINAND Anferee (OH)
----	----	-----------------------	--------------------	---	----	--------------------------

Excellent	Total Atts	No Name	Non scoring Skills	Excellent	Total Atts	No Name
31	48	Total Team		24	58	Total Team
7	8	7 PHILLIP Marlon (OH)	Dig	7	13	10 FRANCOIS John (MB)
7	11	3 WILLIAMS Clinton (L)		6	9	2 FERDINAND Anferee (OH)
19	60	Total Team	Set	10	62	Total Team
19	52	8 DONALD Kameron (S)		6	40	7 MARQUIS Andrew (S)
26	45	Total Team	Reception	27	60	Total Team
9	15	3 WILLIAMS Clinton (L)	<u>Success - Faults</u>	13	21	2 FERDINAND Anferee (OH)
13	23	5 GRANT Newton (OH)	<u># Attempts</u>	10	21	5 EUDOXIE Darnell (MB)

■ Starting line-up Pts = Points scored [nn] = Captain
□ Substitute Atts = Attempts L = Libero
Opp = Opponent





P-2 VOLLEYBALL • Match result

NORCECA Copa PanAm Masculina Sub23 QUATERFINALS



Match: 11 **Date:** 08/09/2016 **Spectators:** 1.500
City: GUANAJUATO
Hall: "LA COLMENA"
Match duration: Start: 20:21 End: 21:34 Total: 1:13

Teams	Sets	1	2	3	4	5	Total
CHI	3	25	25	25			75
MEX	0	20	19	18			57
Set duration		0:21	0:23	0:23			1:07

Referees: ERAZO, Jorge (COL) & VELAZCO, Infante (CUB)

CHI • CHILE		1	2	3	4	5	Pts
1	GUERRA Simon (MB)	■	■	■			12
2	IBARRA Vicente (OH)						
3	ARAYA Gabriel (MB)	■	■	■			4
4	FUENTES Bastian (MB)						
7	BAEZA Cristopher(OH)	■	■	■			6
9	BONACIC Dusan (OH)	■	■	■			20
10	MARDONES Vicente (OP)						
12	JERIA Rodrigo (OH)	□		□			
13 L	LAVIN Lucas (L)	L	L	L			
14	VILLARREAL Esteba (S)				□		
18	BORELLI Gianluca (OP)	■	■	■			5
19	BANDA Matias (S)	■	■	■			4

Coach: NEJAMKIN, Daniel
Assistant: VILLARREAL, Ivan

MEX • MEXICO		1	2	3	4	5	Pts
1	RUBIO Jose (OP)	■	■	□			8
2	MORAILA Andres (OH)	■					
3	MUNOZ Alexis (S)			□	□		
5 L	GAXIOLA Josue (L)	L	L	L			
6	MENDOZA Edgar (S)						
9	ACOSTA Ariel (MB)	■	■	■			8
10	KRAUSS Eduardo (MB)			□	■		1
11	CRUZ Bruno (OH)	■	■	■			10
12	CHAVEZ Miguel (MB)	■	■				4
13	MARTINEZ Alan (OH)	□	□	■			2
14	ARCE Cristian (OH)	□	■	■	■		7
15	ARANDA Christian (S)	■	■	■			3
16 L	HERNANDEZ Everardo (L)	L	L	L			
17	BOJORQUEZ Luis (MB)				□		

Coach: LEON, Luis
Assistant: MALAGUTTI, Lorenzo

TEAMS AND PLAYERS PERFORMANCES

Won Pts	Total Atts	No Name	Scoring Skills	Won Pts	Total Atts	No Name
37	75	Total Team		37	101	Total Team
18	29	9 BONACIC Dusan (OH)	Spike	10	23	11 CRUZ Bruno (OH)
9	11	1 GUERRA Simon (MB)		7	19	1 RUBIO Jose (OP)
14	56	Total Team	Block	5	41	Total Team
3	10	1 GUERRA Simon (MB)		2	4	14 ARCE Cristian (OH)
3	10	19 BANDA Matias (S)		2	11	9 ACOSTA Ariel (MB)
0	74	Total Team	Serve	1	58	Total Team
				1	11	14 ARCE Cristian (OH)
24		Total Team	Opp. error	14		Total Team
75	205	Total Team	Total	57	200	Total Team
20	51	9 BONACIC Dusan (OH)	Best Scorer	10	34	11 CRUZ Bruno (OH)
43	69	Total Team	Non scoring Skills	40	76	Total Team
12	17	13 LAVIN Lucas (L)		12	20	1 RUBIO Jose (OP)
8	13	7 BAEZA Cristopher(OH)	Dig	7	12	16 HERNANDEZ Everardo (L)
16	70	Total Team		15	87	Total Team
16	63	19 BANDA Matias (S)	Set	12	67	15 ARANDA Christian (S)
19	49	Total Team	Reception	28	66	Total Team
10	15	9 BONACIC Dusan (OH)	<u>Success - Faults</u>	14	41	11 CRUZ Bruno (OH)
5	14	7 BAEZA Cristopher(OH)	<u># Attempts</u>			

■ Starting line-up Pts = Points scored [nn] = Captain
□ Substitute Atts = Attempts L = Libero
Opp = Opponent





P-2 VOLLEYBALL • Match result



NORCECA Copa PanAm Masculina Sub23 QUATERFINALS

Match: 12 **Date:** 08/09/2016 **Spectators:** 450
City: GUANAJUATO
Hall: "LA COLMENA"
Match duration: Start: 18:00 End: 19:43 Total: 1:43

Teams	Sets	1	2	3	4	5	Total
COL	3	25	25	18	25		93
DOM	1	22	22	25	17		86
Set duration		0:23	0:24	0:23	0:24		1:34

Referees: FAISAL, Terry (LCA) & WINTON, Samuel (TTO)

COL • COLOMBIA		1	2	3	4	5	Pts
1	HURTADO Ivan (OP)	<input type="checkbox"/>	<input type="checkbox"/>				1
2	MEJIA Leandro (MB)	<input checked="" type="checkbox"/>	<input checked="" type="checkbox"/>	<input checked="" type="checkbox"/>	<input checked="" type="checkbox"/>		16
3	HURTADO Juan (OH)						
4	PUCCINI Maurizio (S)		<input type="checkbox"/>	<input type="checkbox"/>			
5	MORENO Juan (OH)	<input checked="" type="checkbox"/>	<input checked="" type="checkbox"/>	<input checked="" type="checkbox"/>	<input checked="" type="checkbox"/>		24
7	MORELOS Jeyson (OH)	<input checked="" type="checkbox"/>	<input checked="" type="checkbox"/>	<input checked="" type="checkbox"/>	<input checked="" type="checkbox"/>		16
8	RUIZ Andres (MB)		<input type="checkbox"/>	<input checked="" type="checkbox"/>	<input checked="" type="checkbox"/>		3
9	GIRALDO Sebastian (OH)	<input checked="" type="checkbox"/>	<input checked="" type="checkbox"/>	<input checked="" type="checkbox"/>	<input checked="" type="checkbox"/>		8
10	L CANATE Juan (L)	L	L	L	L		
11	POLCHLOPECK Jose (S)	<input checked="" type="checkbox"/>	<input checked="" type="checkbox"/>	<input checked="" type="checkbox"/>	<input checked="" type="checkbox"/>		3
14	CARABALI Kevin (MB)	<input checked="" type="checkbox"/>	<input checked="" type="checkbox"/>		<input type="checkbox"/>		4
16	MEZA Luis (MB)						

Coach: ONCKEN, Percy
Assistant: HERRERA, Diego

DOM • DOMINICAN REPUBLIC		1	2	3	4	5	Pts
1	VILLAR Alexander (OP)						
2	BENITEZ Manuel (S)	<input type="checkbox"/>	<input type="checkbox"/>	<input type="checkbox"/>	<input type="checkbox"/>		
5	L MIESES Enger (L)	L	L	L	L		
7	SANTANA Endy (OH)		<input type="checkbox"/>				
12	ARREDONDO Francisco (S)	<input checked="" type="checkbox"/>	<input checked="" type="checkbox"/>	<input checked="" type="checkbox"/>	<input checked="" type="checkbox"/>		
13	ROSARIO Jesus (OH)	<input checked="" type="checkbox"/>	<input checked="" type="checkbox"/>	<input checked="" type="checkbox"/>	<input checked="" type="checkbox"/>		1
14	ROMERO Felix (MB)	<input checked="" type="checkbox"/>	<input checked="" type="checkbox"/>	<input checked="" type="checkbox"/>	<input checked="" type="checkbox"/>		7
15	PAULINO Richi (MB)	<input checked="" type="checkbox"/>	<input checked="" type="checkbox"/>	<input checked="" type="checkbox"/>	<input checked="" type="checkbox"/>		5
16	DIAZ Cesar (OH)	<input checked="" type="checkbox"/>	<input checked="" type="checkbox"/>	<input checked="" type="checkbox"/>	<input checked="" type="checkbox"/>		13
18	RODRIGUEZ Luis (OP)	<input checked="" type="checkbox"/>	<input checked="" type="checkbox"/>	<input checked="" type="checkbox"/>	<input checked="" type="checkbox"/>		20

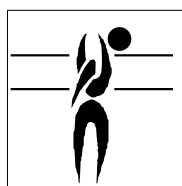

Coach: RODRIGUEZ, Loren (DOM)
Assistant: DANTE, Jose (DOM)

TEAMS AND PLAYERS PERFORMANCES

Won Pts	Total Atts	No Name	Scoring Skills	Won Pts	Total Atts	No Name
56	128	Total Team		39	121	Total Team
21	45	5 MORENO Juan (OH)	Spike	18	48	18 RODRIGUEZ Luis (OP)
12	31	7 MORELOS Jeyson (OH)		13	41	16 DIAZ Cesar (OH)
12	65	Total Team	Block	6	62	Total Team
6	20	2 MEJIA Leandro (MB)		2	11	15 PAULINO Richi (MB)
3	6	7 MORELOS Jeyson (OH)		2	10	18 RODRIGUEZ Luis (OP)
7	92	Total Team	Serve	1	87	Total Team
3	14	5 MORENO Juan (OH)		1	11	14 ROMERO Felix (MB)
1	14	7 MORELOS Jeyson (OH)	Opp. error	40		Total Team
18		Total Team	Total	86	270	Total Team
93	285	Total Team				
24	65	5 MORENO Juan (OH)	Best Scorer	20	68	18 RODRIGUEZ Luis (OP)
69	100	Total Team	Non scoring Skills	72	112	Total Team
21	30	10 CANATE Juan (L)		30	42	5 MIESES Enger (L)
11	13	11 POLCHLOPECK Jose	Dig	17	23	12 ARREDONDO Francisco
55	109	Total Team		27	103	Total Team
51	91	11 POLCHLOPECK Jose	Set	26	99	12 ARREDONDO Francisco
47	78	Total Team	Reception	53	78	Total Team
15	22	7 MORELOS Jeyson (OH)	Success - Faults	26	29	5 MIESES Enger (L)
17	27	9 GIRALDO Sebastian (OH)	# Attempts	24	40	16 DIAZ Cesar (OH)

■ Starting line-up Pts = Points scored [nn] = Captain
 Substitute Atts = Attempts L = Libero
 Opp = Opponent





Best Scorers

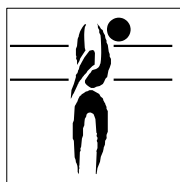
Rk	No	Name	Team	Spike	Block	Serve	Total
1	1	MALGREJO Osniel (OH)	CUB	25	6	1	32
2	3	CHACON Wagner (OH)	GUA	25	1	1	27
2	1	RUBIO Jose (OP)	MEX	25	2	0	27
4	11	CRUZ Bruno (OH)	MEX	24	0	0	24
5	18	RODRIGUEZ Luis (OP)	DOM	22	0	1	23
5	10	LAZO Nicolas (OH)	ARG	21	1	1	23
5	16	JOHANSEN German (OP)	ARG	17	4	2	23
5	5	MORENO Juan (OH)	COL	21	2	0	23
5	7	MORELOS Jeyson (OH)	COL	19	2	2	23
10	2	LOPEZ Carlos (OH)	GUA	18	4	0	22
11	9	ACOSTA Ariel (MB)	MEX	19	1	1	21
12	6	RENDON Osniel (OP)	CUB	13	3	4	20
13	5	FLORES Erik (OH)	GUA	19	0	0	19
14	2	LOPEZ Miguel (OH)	CUB	16	2	0	18
14	11	FERNANDEZ Gaston (MB)	ARG	11	7	0	18
14	5	CONCEPCION Javier (MB)	CUB	10	8	0	18
17	7	BAEZA Christopher(OH)	CHI	16	0	1	17
17	9	BONACIC Dusan (OH)	CHI	14	2	1	17
19	15	PAULINO Richi (MB)	DOM	10	5	1	16
20	20	ARRECHE Liam (MB)	ARG	12	3	0	15
20	15	ARAGON Leonel (MB)	GUA	12	2	1	15
20	18	BORELLI Gianluca (OP)	CHI	10	4	1	15
20	12	CHAVEZ Miguel (MB)	MEX	8	6	1	15
24	1	HURTADO Ivan (OP)	COL	9	5	0	14
24	14	CARABALI Kevin (MB)	COL	9	3	2	14
24	2	MEJIA Leandro (MB)	COL	7	6	1	14
24	1	GUERRA Simon (MB)	CHI	11	3	0	14
24	3	ARAYA Gabriel (MB)	CHI	11	1	2	14
29	16	DIAZ Cesar (OH)	DOM	13	0	0	13
29	6	HARRY Enrique (OP)	TRI	10	1	2	13
29	15	ARANDA Christian (S)	MEX	6	5	2	13
32	3	MARTINEZ Jan (OH)	ARG	8	1	3	12
33	9	GIRALDO Sebastian (OH)	COL	10	1	0	11
33	7	PHILLIP Marlon (OH)	TRI	11	0	0	11
35	16	PRESCOTT Nicholas (OP)	TRI	10	0	0	10
35	14	ROBERTS Adriel (MB)	TRI	7	3	0	10
37	11	POLCHLOPECK Jose (S)	COL	5	3	1	9
37	2	MORAILA Andres (OH)	MEX	8	0	1	9
39	7	MASSO Jose (OP)	CUB	4	3	1	8
39	6	PINEDA Edras (MB)	GUA	6	2	0	8
39	5	GRANT Newton (OH)	TRI	6	2	0	8
39	14	ARCE Cristian (OH)	MEX	5	3	0	8
43	2	FERDINAND Anferree (OH)	LCA	7	0	0	7
43	19	BANDA Matias (S)	CHI	3	3	1	7
45	14	ROMERO Felix (MB)	DOM	5	0	1	6
45	2	MALGAREJO Brian (OH)	ARG	3	0	3	6
45	15	GOIDE Adrian (S)	CUB	0	4	2	6
45	5	EUDOXIE Darnell (MB)	LCA	4	2	0	6
49	13	ROSARIO Jesus (OH)	DOM	3	1	1	5
49	10	GUTIERREZ Miguel (OH)	CUB	0	0	5	5
Total tournament				603	126	52	781



Best Spikers

Limit: 15.00%

Rk	No	Name	Team	Spikes	Faults	Shots	Total Attempts	Succ. %
1	1	MALGREJO Osniel (OH)	CUB	25	-	11	36	69.44
2	6	RENDON Osniel (OP)	CUB	13	2	5	20	65.00
3	16	JOHANSEN German (OP)	ARG	17	1	10	28	60.71
4	10	LAZO Nicolas (OH)	ARG	21	3	16	40	52.50
5	2	LOPEZ Miguel (OH)	CUB	16	6	9	31	51.61
6	9	BONACIC Dusan (OH)	CHI	14	2	12	28	50.00
7	1	RUBIO Jose (OP)	MEX	25	17	10	52	48.08
8	11	CRUZ Bruno (OH)	MEX	24	8	19	51	47.06
9	5	MORENO Juan (OH)	COL	21	10	15	46	45.65
10	7	MORELOS Jeyson (OH)	COL	19	4	20	43	44.19
Total Tournament				603	241	561	1.405	42.92




Best Blockers

Rk	No	Name	Team	Kill Blocks	Faults	Rebounds	Total Attempts	Avg. by set
1	5	CONCEPCION Javier (MB)	CUB	8	4	7	19	1.33
2	11	FERNANDEZ Gaston (MB)	ARG	7	4	11	22	1.17
3	1	MALGREJO Osniel (OH)	CUB	6	4	5	15	1.00
4	16	JOHANSEN German (OP)	ARG	4	1	7	12	0.67
5	15	GOIDE Adrian (S)	CUB	4	2	5	11	0.67
6	2	LOPEZ Carlos (OH)	GUA	4	5	8	17	0.57
7	12	CHAVEZ Miguel (MB)	MEX	6	8	19	33	0.55
8	2	MEJIA Leandro (MB)	COL	6	6	9	21	0.55
9	7	MASSO Jose (OP)	CUB	3	2	3	8	0.50
10	6	RENDON Osniel (OP)	CUB	3	3	2	8	0.50
Total Tournament				126	281	304	711	3.23



Best Servers

Rk	No	Name	Team	Aces	Faults	Serve Hits	Total Attempts	Avg. by set
1	10	GUTIERREZ Miguel (OH)	CUB	5	5	5	15	0.83
2	6	RENDON Osniel (OP)	CUB	4	6	14	24	0.67
3	3	MARTINEZ Jan (OH)	ARG	3	3	18	24	0.50
4	2	MALGAREJO Brian (OH)	ARG	3	1	2	6	0.50
5	15	GOIDE Adrian (S)	CUB	2	2	12	16	0.33
6	16	JOHANSEN German (OP)	ARG	2	8	20	30	0.33
7	3	ARAYA Gabriel (MB)	CHI	2	1	21	24	0.22
8	6	HARRY Enrique (OP)	TRI	2	4	8	14	0.22
9	12	ARREDONDO Francisco (S)	DOM	2	2	23	27	0.20
10	7	MORELOS Jeyson (OH)	COL	2	4	24	30	0.18
Total Tournament				52	196	937	1.185	1.33




Best Diggers

Rk	No	Name	Team	Digs	Faults	Receptions	Total Attempts	Avg. by set
1	4	SANTA CRUZ Luis (L)	GUA	25	10	3	38	3.57
2	9	DANANI Santiago (L)	ARG	20	7	2	29	3.33
3	19	SALAZAR Lionnis (L)	CUB	15	8	4	27	2.50
4	10	CANATE Juan (L)	COL	24	13	-	37	2.18
5	3	MARTINEZ Jan (OH)	ARG	13	4	5	22	2.17
6	13	LAVIN Lucas (L)	CHI	17	7	1	25	1.89
7	7	MORELOS Jeyson (OH)	COL	20	7	1	28	1.82
8	5	FLORES Erik (OH)	GUA	12	10	6	28	1.71
9	5	MIESES Enger (L)	DOM	17	11	4	32	1.70
10	9	BONACIC Dusan (OH)	CHI	14	6	6	26	1.56
Total Tournament				515	368	160	1.043	13.21



Best Setters


Rk	No	Name	Team	Running Sets	Faults	Still Sets	Total Attempts	Avg. by set
1	1	SANCHEZ Matias (S)	ARG	57	-	43	100	9.50
2	7	RUANO Andree (S)	GUA	50	3	106	159	7.14
3	15	GOIDE Adrian (S)	CUB	41	3	50	94	6.83
4	15	ARANDA Christian (S)	MEX	56	3	120	179	5.09
5	11	POLCHLOPECK Jose (S)	COL	53	3	82	138	4.82
6	19	BANDA Matias (S)	CHI	36	-	60	96	4.00
7	12	ARREDONDO Francisco (S)	DOM	39	-	74	113	3.90
8	8	DONALD Kameron (S)	TRI	17	3	92	112	1.89
9	4	PUCCINI Maurizio (S)	COL	6	-	7	13	0.55
10	4	TABOADA Lyan (S)	CUB	3	-	2	5	0.50
Total Tournament				381	37	858	1.276	9.77



Best Receivers

Limit: 20.00%

Rk	No	Name	Team	Excellents	Faults	Serve Receptions	Total Attempts	Eff. %
1	7	MORELOS Jeyson (OH)	COL	28	-	10	38	73.68
2	2	LOPEZ Miguel (OH)	CUB	18	-	7	25	72.00
3	19	SALAZAR Lionnis (L)	CUB	16	1	4	21	71.43
4	9	DANANI Santiago (L)	ARG	18	-	8	26	69.23
5	9	GIRALDO Sebastian (OH)	COL	16	-	8	24	66.67
6	3	MARTINEZ Jan (OH)	ARG	23	1	9	33	66.67
6	5	MIESES Enger (L)	DOM	23	1	9	33	66.67
8	1	RUBIO Jose (OP)	MEX	32	2	14	48	62.50
8	9	BONACIC Dusan (OH)	CHI	16	1	7	24	62.50
10	4	SANTA CRUZ Luis (L)	GUA	46	6	15	67	59.70
Total Tournament				529	58	397	984	47.87



Best Liberos

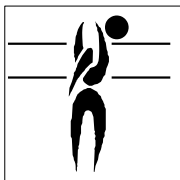
Rk	No	Name	Team	Excellents	Faults	In play	Total attempts	Avg. by set
1	4	SANTA CRUZ Luis (L)	GUA	71	16	18	105	10.14
2	9	DANANI Santiago (L)	ARG	38	7	10	55	6.33
3	19	SALAZAR Lionnis (L)	CUB	31	9	8	48	5.17
4	13	LAVIN Lucas (L)	CHI	44	11	15	70	4.89
5	5	MIESES Enger (L)	DOM	40	12	13	65	4.00
6	3	WILLIAMS Clinton (L)	TRI	31	17	19	67	3.44
7	10	CANATE Juan (L)	COL	36	13	13	62	3.27
8	16	HERNANDEZ Everardo (L)	MEX	30	8	21	59	2.73
9	5	GAXIOLA Josue (L)	MEX	12	6		18	1.09
10	16	QUINONEZ Gabriel (L)	GUA	1		1	2	0.14



Best Spikers

Limit: 15.00%

Rk	Team	Spikes	Faults	Shots	Total Attempts	Succ. %
1	CUB CUBA	71	9	33	113	62.83
2	ARG ARGENTINA	78	13	45	136	57.35
3	CHI CHILE	66	17	53	136	48.53
4	MEX MEXICO	98	43	74	215	45.58
5	COL COLOMBIA	85	28	77	190	44.74
6	GUA GUATEMALA	81	32	94	207	39.13
7	DOM DOMINICAN REPUBLIC	53	23	67	143	37.06
8	TRI TRINIDAD & TOBAGO	50	41	56	147	34.01
9	LCA ST. LUCIA	21	35	62	118	17.80
Total Tournament		603	241	561	1.405	42.92




Best Blockers

Rk	Team	Kill Blocks	Faults	Rebounds	Total Attempts	Avg. by set
1	CUB CUBA	27	21	26	74	4.50
2	ARG ARGENTINA	16	17	28	61	2.67
3	COL COLOMBIA	23	38	48	109	2.09
4	MEX MEXICO	18	43	54	115	1.64
5	GUA GUATEMALA	11	47	39	97	1.57
6	CHI CHILE	13	23	31	67	1.44
7	TRI TRINIDAD & TOBAGO	7	23	26	56	0.78
8	DOM DOMINICAN REPUBLIC	6	34	29	69	0.60
9	LCA ST. LUCIA	5	35	23	63	0.56
Total Tournament		126	281	304	711	3.23



Best Servers

Rk	Team	Aces	Faults	Serve Hits	Total Attempts	Avg. by set
1	CUB CUBA	13	25	108	146	2.17
2	ARG ARGENTINA	10	25	113	148	1.67
3	CHI CHILE	6	20	103	129	0.67
4	DOM DOMINICAN REPUBLIC	6	18	102	126	0.60
5	COL COLOMBIA	6	23	141	170	0.55
6	MEX MEXICO	5	32	138	175	0.45
7	GUA GUATEMALA	3	22	120	145	0.43
8	TRI TRINIDAD & TOBAGO	2	21	65	88	0.22
9	LCA ST. LUCIA	1	10	47	58	0.11
Total Tournament		52	196	937	1.185	1.33



Best Diggers

Rk	Team	Digs	Faults	Receptions	Total Attempts	Avg. by set
1	GUA GUATEMALA	67	57	19	143	9.57
2	ARG ARGENTINA	54	28	16	98	9.00
3	COL COLOMBIA	97	41	10	148	8.82
4	CUB CUBA	48	24	13	85	8.00
5	MEX MEXICO	71	55	21	147	6.45
6	CHI CHILE	58	32	18	108	6.44
7	DOM DOMINICAN REPUBLIC	56	46	16	118	5.60
8	TRI TRINIDAD & TOBAGO	40	45	20	105	4.44
9	LCA ST. LUCIA	24	40	27	91	2.67
Total Tournament		515	368	160	1.043	13.21



Best Setters

Rk	Team	Running Sets	Faults	Still Sets	Total Attempts	Avg. by set
1	ARG ARGENTINA	60	2	63	125	10.00
2	CUB CUBA	45	3	58	106	7.50
3	GUA GUATEMALA	51	3	131	185	7.29
4	MEX MEXICO	61	4	132	197	5.55
5	COL COLOMBIA	60	3	99	162	5.45
6	CHI CHILE	40	1	80	121	4.44
7	DOM DOMINICAN REPUBLIC	41	-	81	122	4.10
8	TRI TRINIDAD & TOBAGO	18	4	110	132	2.00
9	LCA ST. LUCIA	5	17	104	126	0.56
Total Tournament		381	37	858	1.276	9.77



Best Receivers

Limit: 20.00%

Rk	Team	Excellents	Faults	Serve Receptions	Total Attempts	Eff. %
1	CUB CUBA	50	2	19	71	67.61
2	ARG ARGENTINA	46	1	23	70	64.29
3	COL COLOMBIA	71	1	40	112	62.50
4	CHI CHILE	51	5	27	83	55.42
5	GUA GUATEMALA	88	9	48	145	54.48
6	MEX MEXICO	89	7	58	154	53.25
7	DOM DOMINICAN REPUBLIC	50	4	41	95	48.42
8	TRI TRINIDAD & TOBAGO	49	16	63	128	25.78
9	LCA ST. LUCIA	35	13	78	126	17.46
Total Tournament		529	58	397	984	47.87



Definidas las semifinales de la Copa Panamericana Sub 23 Masculina

GUANAJUATO, México, Septiembre 8, 2016 – Las semifinales de la III Copa Panamericana de Voleibol Masculino categoría Sub 23 quedaron ya definidas para este viernes, cuando Cuba se enfrente a Chile y Argentina se mida a Colombia.

Previo a estos duelos, Trinidad y Tobago y Guatemala contendrán por la séptima posición del torneo que concluirá el sábado, cuando se repartan las medallas y los boletos al mundial de la categoría que se jugará el próximo año. México por su parte, jugará hasta el sábado por el quinto lugar y el segundo boleto disponible para la Norceca en busca del pase al mundial sub 23 de la FIVB.

Colombia 3-1 República Dominicana

En el primer duelo de cuartos de final, se midieron Colombia y República Dominicana. El triunfo fue para Colombia que tuvo en Juan Moreno a su hombre más efectivo con un total de 24 puntos cosechados ante los dominicanos, luego de vencerlos por 3-1 (25-22, 25-22, 18-25, 25-17).

Junto con Moreno, quien convirtió tres ases, destacaron también Leandro Mejía y Jeyson Morelos con 16 puntos cada uno. Mejía convirtió 6 bloqueos en puntos, mientras que Morelos registró 3. El mejor anotador por el cuadro dominicano fue Luis Rodríguez, quien cerró con 20 puntos, en tanto que César Díaz cerró con 13. Dominicana jugará por la quinta posición el día sábado.

Chile 3-0 México

El segundo duelo de cuartos de final lo protagonizaron Chile y México. El triunfo fue para el cuadro chileno por marcador de 3-0 (25-20, 25-19, 25-18) Los anfitriones intentaron acortar distancia ante el conjunto sudamericano que tuvo como mejor arma a su capitán Dusan Bonacic al cerrar con doble dígito. Bonacic totalizó 20 puntos para Chile, seguido de Simón Guerra, quien registró 12 unidades.

Por parte de México, Bruno Cruz cerró con 10 tantos, mientras que José Rubio y Ariel Acosta concluyeron con 8 cada uno. Chile trabajó fuerte con su bloqueo cerrando con un balance favorable de 14-5 y capitalizó 24 puntos por error del rival.

Trinidad y Tobago 3-0 Santa Lucía

Trinidad y Tobago derrotó a Santa Lucía en el duelo por la clasificación de los lugares 7 a 9. El equipo dirigido por Gideon Dickson venció en tres sets a Santa Lucía por parciales de 25-16, 25-27 y 25-18 con un ataque efectivo a cargo de su capitán Marlon Phillip, quien registró 12 puntos, dos de ellos por saque as, al igual que por parte de Nicholas Prescott, quien cerró con 11. Joel Theodore también contribuyó con 10 unidades para la causa trinitaria, mientras que Anferee Ferdinand cerró con 8 para Santa Lucía, que intentó hacer algunos ajustes en el último set con algunos bloqueos de John Francois (cuatro de ellos reflejados en el marcador).



Men's U23 Pan American Cup Semifinals are defined

GUANAJUATO, Mexico, September 8, 2016 – The III Men's U23 Pan American Cup semifinals are already defined to be played on Friday with Cuba matching Chile and Argentina playing against Colombia.

Before this duels, Trinidad and Tobago and Guatemala will contend for the seventh place of tournament that concludes on Saturday. The Cup gives tickets to the two best ranked teams of the Norceca zone and one to the best ranked team of the South American Confederation to the FIVB U23 World Championship to be played next year. Mexico will play for the fifth place and the last ticket available to the World Championship against Dominican Republic on Saturday.

Colombia 3-1 Dominican Republic

In the first quarterfinals match, Colombia and Dominican Republic faced each other. The victory was for Colombia whose best scorer was Juan Moreno, with a total of 24 points against the Dominican team, after winning in four sets (25-22, 25-22, 18-25, 25-17).

Along with Moreno, who aced three times, Leandro Mejia and Jeyson Morelos tallied 16 apiece. Mejia converted six blocking plays while Morelos registered three. The top scorer for Dominican Republic was Luis Rodriguez, who totalized 20 points, while Cesar Diaz closed with 13. The Dominicans will play for fifth place on Saturday.

Chile 3-0 Mexico

Chile and Mexico played the second quarterfinal match. The victory was for the Chilean team by scores of 3-0 (25-20, 25-19, 25-18). The hosts tried to get closer against a South American squad that had Dusan Bonacic as best weapon with double digits. Bonacic totalized 20 points for Chile, followed by Simon Guerra, who registered 12 units.

For Mexico, Bruno Cruz closed with 10 points, while Jose Rubio and Ariel Acosta finished with 8 apiece. Chile worked hard with the blocking game overcoming Mexico with a 14-5 balance. The team coached by Daniel Nejamkin capitalized 24 points by opponent's error.

Trinidad and Tobago 3-0 Saint Lucia

Trinidad and Tobago defeated Saint Lucia in the classification round for places 7 to 9. The team coached by Gideon Dickson won in three sets by scores of 25-16, 25-27 and 25-18 with a solid attack by its captain Marlon Phillip, who tallied 12 points, including two aces. At the same time Nicholas Prescott closed with 11.

Joel Theodore also contributed to the Trinidadian cause with 10 units while Anferee Ferdinand registered 8 for Saint Lucia that tried to make some adjustments in the last set with some successful blocks by John Francois, who converted four points.