

U20 Women's Pan American Cup

Costa Rica • May 6-14, 2017



ASOCIACION DE FEDERACIONES CENTROAMERICANAS DE VOLEIBOL



COPA PANAMERICANA VOLEIBOL FEMENIL SUB 20

\$8.00 USD
\$80.00 MXN

6 AL 14 DE MAYO
COSTA RICA

www.internetv.tv

Bulletin | 3

May 9, 2017



ASOCIACION DE FEDERACIONES CENTROAMERICANAS DE VOLEIBOL





Dia / Day	Hora / Time	Competition Venue - Gimnasio Nacional	Training Court 1 - Gimnasio San Francisco
10-may-17	08:00	CUB (15:30)	PER (15:30)
	09:30	DOM (17:30)	USA (17:30)
	11:00	PUR (19:30)	CRC (19:30)
	12:30	CHI	ARG
	14:00		URU
	15:30	PER vs CUB	
	17:30	DOM vs USA	
	19:30	CRC vs PUR	
11-may-17	08:00	3rd HR2 (15:30)	3rd HR3 (15:30)
	09:30	2nd HR1 (17:30)	2nd HR2* (or 2nd HR3) (17:30)
	11:00	1st HR3 (19:30)	2nd HR3* (or 2nd HR2) (19:30)
	12:30	3rd HR1	1st HR2
	14:00		1st HR1
	15:30	3rd HR2 vs 3rd HR3	
	17:30	2nd HR1 vs 2nd HR2* (or 2nd HR3)	
	19:30	1st HR3 vs 2nd HR3* (or 2nd HR2)	
12-may-17	08:00	3rd HR1 (15:30)	Winner of M10 (15:30)
	09:30	1st HR2 (17:30)	Winner of M12* (or M11) (17:30)
	11:00	1st HR1 (19:30)	Winner of M11* (or M12) (19:30)
	12:30		Loser of M11
	14:00		Loser of M 12
	15:30	3rd HR1 vs Winner of M10	
	17:30	1st HR2 vs Winner of M12* (or M11)	
	19:30	1st HR1 vs Winner of M11* (or M12)	
13-may-17	08:00	Loser of M11 (15:30)	Loser of M12 (15:30)
	09:30	Loser of M14 (17:30)	Loser of M15 (17:30)
	11:00	Winner of M14 (19:30)	Winner of M15 (19:30)
	12:30		
	14:00		
	15:30	Loser of M11 vs Loser of M12	
	17:30	Loser of M14 vs Loser of M15	
	19:30	Winner of M14 of Winner of M15	



Calendario y Formato de Competencia / Competition Format and Match Schedule

GROUP-A															
No.	Date	Time	Teams		LIVE SCORE	Set	Result per set (points)								
							1	2	3	4	5	POINTS	TOTAL	TIME	FORMS
2	08-may	17:30	ARGENTINA	vs	DOMINICAN REPUBLIC	3-0	25-17	25-18	25-20			75 - 55	01:24	P-2	P-3
6	09-may	19:30	UNITED STATES	vs	ARGENTINA	3-1	25-23	25-19	15-25	25-21		90 - 88	01:59	P-2	P-3
8	10-may	17:30	DOMINICAN REPUBLIC	vs	UNITED STATES									P-2	P-3

GROUP-B															
No.	Date	Time	Teams		LIVE SCORE	Set	Result per set (points)								
							1	2	3	4	5	POINTS	TOTAL	TIME	FORMS
3	08-may	19:30	COSTA RICA	vs	URUGUAY	1-3	21-25	18-25	25-22	24-26		88 - 98	02:00	P-2	P-3
4	09-may	15:30	URUGUAY	vs	PUERTO RICO	0-3	16-25	19-25	14-25			49 - 75	01:27	P-2	P-3
9	10-may	19:30	COSTA RICA	vs	PUERTO RICO									P-2	P-3

GROUP-C															
No.	Date	Time	Teams		LIVE SCORE	Set	Result per set (points)								
							1	2	3	4	5	POINTS	TOTAL	TIME	FORMS
1	08-may	15:30	CUBA	vs	CHILE	3-0	25-17	25-11	25-12			75 - 40	1:10	P-2	P-3
5	09-may	17:30	CHILE	vs	PERU	0-3	23-25	16-25	20-25			59 - 75	01:34	P-2	P-3
7	10-may	15:30	PERU	vs	CUBA									P-2	P-3

CLASSIFICATION 9															
No.	Date	Time	Teams		LIVE SCORE	Set	Result per set (points)								
							1	2	3	4	5	POINTS	TOTAL	TIME	FORMS
10	11-may	15:30	3rd HR2	vs	3rd HR3									P-2	P-3

QUATERFINALS															
No.	Date	Time	Teams		LIVE SCORE	Set	Result per set (points)								
							1	2	3	4	5	POINTS	TOTAL	TIME	FORMS
11	11-may	17:30	2nd HR1	vs	2nd HR2* (or 2nd HR3)									P-2	P-3
12	11-may	19:30	1st HR3	vs	2nd HR3* (or 2nd HR2)									P-2	P-3

FINAL CLASSIFICATION 7/8															
No.	Date	Time	Teams		LIVE SCORE	Set	Result per set (points)								
							1	2	3	4	5	POINTS	TOTAL	TIME	FORMS
13	12-may	15:30	3rd HR1	vs	Winner of M10									P-2	P-3

SEMIFINALS															
No.	Date	Time	Teams		LIVE SCORE	Set	Result per set (points)								
							1	2	3	4	5	POINTS	TOTAL	TIME	FORMS
14	12-may	17:30	1st HR2	vs	Winner of M12* (or M11)									P-2	P-3
15	12-may	19:30	1st HR1	vs	Winner of M11* (or M12)									P-2	P-3

FINAL CLASSIFICATION 5/6															
No.	Date	Time	Teams		LIVE SCORE	Set	Result per set (points)								
							1	2	3	4	5	POINTS	TOTAL	TIME	FORMS
16	13-may	15:30	Loser of M11	vs	Loser of M12									P-2	P-3

FINALS															
No.	Date	Time	Teams		LIVE SCORE	Set	Result per set (points)								
							1	2	3	4	5	POINTS	TOTAL	TIME	FORMS
17	13-may	17:30	Loser of M14	vs	Loser of M15									P-2	P-3
18	13-may	19:30	Winner of M14	vs	Winner of M15									P-2	P-3

*NOTE1: For the Classification, Quarterfinal and Semifinal Rounds, according to the FIVB General Competition Regulations, it must be avoided that teams from the same group play each other.

*NOTE2: According to the established competition format and the FIVB General Regulations, for the Classification, Quarterfinal and Semifinal Rounds, if three teams from the same group qualify, the match between highest ranked team and lowest ranked team of their Preliminary Round will be repeated.

*NOTE3: Highest Ranking (HR) followed by a number (1, 2 or 3) indicates the team's position among the teams from other pools with the same position (1st, 2nd or 3rd) in their group after the Group Preliminary Round based on the VIS point ratio result.

*NOTE4: Winner of M12 = Winner of Match #12, etc.

MATCHES RESULTS

Pool A

No	Date	Teams	Set	Result per set (points)					Total Points	Duration	Spectators
				1	2	3	4	5			
2	08-May-2017	ARG - DOM	3-0	25-17	25-18	25-20			75-55	19:24	120
6	09-May-2017	USA - ARG	3-1	25-23	25-19	15-25	25-21		90-88	20:19	300
8	10-May-2017	DOM - USA									

Pool B

No	Date	Teams	Set	Result per set (points)					Total Points	Duration	Spectators
				1	2	3	4	5			
3	08-May-2017	CRC - URU	1-3	21-25	18-25	25-22	24-26		88-98	21:23	250
4	09-May-2017	URU - PUR	0-3	16-25	19-25	14-25			49-75	19:27	100
9	10-May-2017	CRC - PUR									

Pool C

No	Date	Teams	Set	Result per set (points)					Total Points	Duration	Spectators
				1	2	3	4	5			
1	08-May-2017	CUB - CHI	3-0	25-17	25-11	25-12			75-40	19:10	50
5	09-May-2017	CHI - PER	0-3	23-25	16-25	20-25			59-75	19:42	120
7	10-May-2017	PER - CUB									

TEAM RANKING

Pool A

Rk	Code	Team	Matches			Pts	Results details						Sets			Points		
			W	L	T		3-0	3-1	3-2	2-3	1-3	0-3	W	L	Ratio	W	L	Ratio
1	ARG	Argentina	1	1	2	6	1	0	0	0	1	0	4	3	1.333	163	145	1.124
2	USA	USA	1	0	1	4	0	1	0	0	0	0	3	1	3.000	90	88	1.022
3	DOM	Dominican Republic	0	1	1	0	0	0	0	0	1	0	0	3	0.000	55	75	0.733

Pool B

Rk	Code	Team	Matches			Pts	Results details						Sets			Points		
			W	L	T		3-0	3-1	3-2	2-3	1-3	0-3	W	L	Ratio	W	L	Ratio
1	PUR	Puerto Rico	1	0	1	5	1	0	0	0	0	0	3	0	MAX	75	49	1.530
2	URU	Uruguay	1	1	2	4	0	1	0	0	0	1	3	4	0.750	147	163	0.901
3	CRC	Costa Rica	0	1	1	1	0	0	0	0	1	0	1	3	0.333	88	98	0.897

Pool C

Rk	Code	Team	Matches			Pts	Results details						Sets			Points		
			W	L	T		3-0	3-1	3-2	2-3	1-3	0-3	W	L	Ratio	W	L	Ratio
1	CUB	Cuba	1	0	1	5	1	0	0	0	0	0	3	0	MAX	75	40	1.875
	PER	Peru	1	0	1	5	1	0	0	0	0	0	3	0	MAX	75	59	1.271
3	CHI	Chile	0	2	2	0	0	0	0	0	0	2	0	6	0.000	99	150	0.660



P-2 VOLLEYBALL • Match result



2017 U 20 Girls Pan American Cup
Pool B

Match: 4 **Date:** 09/05/2017 **Spectators:** 100
City: San Jose
Hall: Gimnasio Nacional
Match duration: **Start:** 15:30 **End:** 16:57 **Total:** 1:27

Teams	Sets	1	2	3	4	5	Total
URU	0	16	19	14			49
PUR	3	25	25	25			75
Set duration		0:27	0:28	0:26			1:21

Referees: Flores, Luis (CHI) & Fuentes, Luis (ARG)

URU • Uruguay		1	2	3	4	5	Pts
2	Vargas Josefina (S)	<input type="checkbox"/>	<input checked="" type="checkbox"/>				
3	Ameixeiras Martina (OP)	<input checked="" type="checkbox"/>	<input type="checkbox"/>				1
5	Vazquez Valentina (S)	<input type="checkbox"/>	<input type="checkbox"/>	<input checked="" type="checkbox"/>			
6	Simon Catalina (OP)	<input type="checkbox"/>	<input checked="" type="checkbox"/>	<input checked="" type="checkbox"/>			3
7	Gofii Paola (WS)	<input checked="" type="checkbox"/>	<input checked="" type="checkbox"/>	<input checked="" type="checkbox"/>			1
10	Suarez Florencia (MB)	<input checked="" type="checkbox"/>	<input checked="" type="checkbox"/>	<input checked="" type="checkbox"/>			2
11 L	Rodriguez Lucia (L)	L	L	L			
12	Corbacho Victoria (WS)						
13	Paez Melissa (WS)	<input type="checkbox"/>	<input type="checkbox"/>				
15	Gimenez Meline (MB)		<input type="checkbox"/>				1
17	Tucuna Maria Florencia (MB)	<input checked="" type="checkbox"/>	<input checked="" type="checkbox"/>	<input checked="" type="checkbox"/>			5
18	Bausero Camila (WS)	<input checked="" type="checkbox"/>	<input checked="" type="checkbox"/>	<input checked="" type="checkbox"/>			17

PUR • Puerto Rico		1	2	3	4	5	Pts
1	Cestero Solimar (OP)	<input type="checkbox"/>	<input type="checkbox"/>				1
2	Mojica Yamelis (MB)	<input checked="" type="checkbox"/>	<input checked="" type="checkbox"/>	<input checked="" type="checkbox"/>			5
4	Henwood Rodriguez Michelle (S)	<input type="checkbox"/>	<input type="checkbox"/>				
5	Pagan Ariana (WS)	<input checked="" type="checkbox"/>	<input checked="" type="checkbox"/>	<input checked="" type="checkbox"/>			4
7	Lopez Loraine (MB)	<input checked="" type="checkbox"/>	<input checked="" type="checkbox"/>	<input checked="" type="checkbox"/>			8
13	Hollingsworth Dariana (OP)	<input checked="" type="checkbox"/>	<input checked="" type="checkbox"/>	<input checked="" type="checkbox"/>			9
14	Feliciano Melanie (WS)		<input type="checkbox"/>	<input type="checkbox"/>			1
16	Perez Paulina (WS)	<input checked="" type="checkbox"/>	<input checked="" type="checkbox"/>	<input checked="" type="checkbox"/>			4
17	Justiniano Kris (S)	<input type="checkbox"/>	<input checked="" type="checkbox"/>	<input checked="" type="checkbox"/>			7
19	Rosado Yaidaliz (WS)	<input type="checkbox"/>	<input type="checkbox"/>				1
20 L	Perez Kiaraliz (L)	L	L	L			

Coach: PERALTA, GERARDO (URU)
Assistant: GALUSSO, PAOLA (URU)

Coach: Julio Melendez (PUR)
Assistant: Felipe Trujillo (PUR)

TEAMS AND PLAYERS PERFORMANCES

Won Pts	Total Atts	No Name	Scoring Skills	Won Pts	Total Atts	No Name
25	113	Total Team		28	106	Total Team
17	45	18 Bausero Camila (WS)	Spike	7	22	13 Hollingsworth Dariana (OP)
2	11	10 Suarez Florencia (MB)		5	10	2 Mojica Yamelis (MB)
2	16	6 Simon Catalina (OP)		5	12	7 Lopez Loraine (MB)
3	27	Total Team	Block	5	41	Total Team
2	11	17 Tucuna Maria Florencia		3	10	7 Lopez Loraine (MB)
1	2	6 Simon Catalina (OP)		2	10	13 Hollingsworth Dariana (OP)
2	50	Total Team	Serve	7	74	Total Team
1	2	15 Gimenez Meline (MB)		5	15	17 Justiniano Kris (S)
1	5	17 Tucuna Maria Florencia		1	15	5 Pagan Ariana (WS)
19		Total Team	Opp. error	1	3	19 Rosado Yaidaliz (WS)
49	190	Total Team		35		Total Team
		Total Team		75	221	Total Team
17	58	18 Bausero Camila (WS)	Best Scorer	9	41	13 Hollingsworth Dariana (OP)

Starting line-up Pts = Points scored nn = Captain
 Substitute Atts = Attempts L = Libero
 Opp = Opponent





P-2 VOLLEYBALL • Match result



2017 U 20 Girls Pan American Cup
Pool C

Match: 5 **Date:** 09/05/2017 **Spectators:** 120
City: San Jose
Hall: Gimnasio Nacional
Match duration: **Start:** 17:38 **End:** 19:12 **Total:** 1:34

Teams	Sets	1	2	3	4	5	Total
CHI	0	23	16	20			59
PER	3	25	25	25			75
Set duration		0:29	0:30	0:29			1:28

Referees: Laforest, Edgardo (PUR) & Park, Jung (USA)

CHI • Chile		1	2	3	4	5	Pts
1	L Rodriguez Engell Barbara (L)	L	L	L			
3	Carvajal Alvarez Amalia (WS)	■	■	■			9
4	Novoa Valencia Beatriz (WS)	■	■	■			10
5	Salinas Limaco Paula (S)	■	■	■			3
6	Morales Villalobos Karen Belen (MB)	■	■	■			6
7	Gomez Hein Camila Josefa (WS)	■	■	■			3
8	Bertens Deckart Maike (WS)	□					
10	Brendel Kaufmann Mikaella (MB)	■	■	■			5
11	Ramirez Magdalena (WS)	□	□	□			1
12	Peruga Retamal Paulina Constanza (MB)						
14	Agurto del Rio Catalina Amanda (WS)						
19	Vallebuona Moreno Isabella (S)						

PER • Peru		1	2	3	4	5	Pts
1	Sanchez Ysabella (WS)						
2	Montes Flavia (MB)	■	■	■			11
5	Vilchez Nayeli (S)	□	□	□			2
6	Guerrero Maricarmen (MB)	■	■	■			5
7	Magallanes Diana (S)	■	■	■			4
9	Regalado Katherine (OP)	■	■	■			11
10	Mc Leod Thaisa (OP)	□	□	□			3
11	Montes Kiara (WS)	■	■	■			7
12	Leyva Leslie (WS)	■	■	■			9
14	De La Peña Diana (MB)						
15	L Villegas Besna (L)	L	L	L			
18	Takeda Valeria (WS)	□	□				

Coach: EDUARDO GUILLAUME (CHI)
Assistant: IVERT MONDACA (CHI)

Coach: Marco Queiroga (BRA)
Assistant: Martin Escudero (PER)

TEAMS AND PLAYERS PERFORMANCES

Won Pts	Total Atts	No Name	Scoring Skills	Won Pts	Total Atts	No Name
31	113	Total Team		35	101	Total Team
10	26	4 Novoa Valencia Beatriz	Spike	9	21	9 Regalado Katherine (OP)
9	32	3 Carvajal Alvarez Amalia		8	31	12 Leyva Leslie (WS)
4	10	6 Morales Villalobos Karen		7	22	11 Montes Kiara (WS)
3	31	Total Team	Block	7	41	Total Team
2	12	6 Morales Villalobos Karen		5	15	2 Montes Flavia (MB)
1	9	10 Brendel Kaufmann Mikaella		1	9	6 Guerrero Maricarmen (MB)
			Serve	1	2	12 Leyva Leslie (WS)
3	61	Total Team		10	73	Total Team
2	16	5 Salinas Limaco Paula (S)		3	17	7 Magallanes Diana (S)
1	4	11 Ramirez Magdalena (WS)	2	3	5 Vilchez Nayeli (S)	
			Opp. error	2	15	6 Guerrero Maricarmen (MB)
22		Total Team		23		Total Team
59	205	Total Team	Total	75	215	Total Team
10	37	4 Novoa Valencia Beatriz	Best Scorer	11	36	2 Montes Flavia (MB)

■ Starting line-up Pts = Points scored [nn] = Captain
□ Substitute Atts = Attempts L = Libero
Opp = Opponent





P-2 VOLLEYBALL • Match result



2017 U 20 Girls Pan American Cup
Pool A

Match: 6 **Date:** 09/05/2017 **Spectators:** 300
City: San Jose
Hall: Gimnasio Nacional
Match duration: **Start:** 19:50 **End:** 21:49 **Total:** 1:59

Teams	Sets	1	2	3	4	5	Total
USA	3	25	25	15	25		90
ARG	1	23	19	25	21		88
Set duration		0:28	0:28	0:26	0:28		1:50

Referees: Huarcaya, Rocio (PER) & Medina, Frank (CUB)

USA • United State		1	2	3	4	5	Pts
1	Butler Brionne (MB)	■	■	■	■		10
2	L Clark Tiffany (L)	L	L	L	L		
3	Hall Elizabeth Thayer (WS)	■	■	■	■		12
4	Hammons Paige (WS)			□			
5	Lanier Khalia (WS)	■	■	■	■		16
6	Lilley Madison (S)		□				
7	May Mackenzie (WS)	■	■	■	■		8
8	Pittman Regan (MB)	■	■	■	■		12
9	Carlton Holly (OP)						
10	Sandbothe Elizabeth (MB)		□	□			1
14	Shields Mikayla (OP)			□			1
15	Welsh MacKenzi (S)	■	■	■	■		7

ARG • Argentina		1	2	3	4	5	Pts
1	L Gonzalez Valentina Andrea (L)	L	L	L	L		
2	Mayer Victoria (S)	□	□		□		
6	Meinardi Sofia (WS)		□	■	■		6
7	Benitez Azul (S)	■	■	■	■		
8	Nielson Ramella Daniela Veronica (WS)	■	■		□		4
9	Tosi Anahi Florenca (OP)	■	■	■	■		14
10	Nota Candela (MB)	□		■	■		1
11	Corbalan Maria De La Paz (OP)	□	□		□		2
12	Soria Agostina Benisse (WS)	■	■	■	■		12
14	Beltramino Agostina Sol (MB)	■	■		■		4
17	Herrera Rodriguez Candelaria Lucia (MB)	■	■	■	■		5
19	Biain Fiamma Arabela (WS)		□				2

Coach: Elliott, Jerritt (USA)
Assistant: Weishoff, Paula (USA)

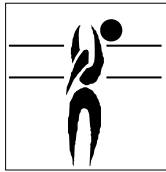
Coach: Caceres Guillermo (ARG)
Assistant: Ambrosini Martin (ARG)

TEAMS AND PLAYERS PERFORMANCES

Won Pts	Total Atts	No Name	Scoring Skills	Won Pts	Total Atts	No Name
51	134	Total Team		41	134	Total Team
13	40	5 Lanier Khalia (WS)	Spike	11	44	9 Tosi Anahi Florenca (OP)
10	17	8 Pittman Regan (MB)		11	28	12 Soria Agostina Benisse
10	29	3 Hall Elizabeth Thayer (WS)		5	26	6 Meinardi Sofia (WS)
9	60	Total Team		7	40	Total Team
2	11	1 Butler Brionne (MB)	Block	2	6	14 Beltramino Agostina Sol
2	16	8 Pittman Regan (MB)		2	7	9 Tosi Anahi Florenca (OP)
2	10	15 Welsh MacKenzi (S)		1	3	10 Nota Candela (MB)
7	89	Total Team	Serve	2	89	Total Team
2	13	5 Lanier Khalia (WS)		1	13	6 Meinardi Sofia (WS)
2	15	15 Welsh MacKenzi (S)		1	10	9 Tosi Anahi Florenca (OP)
1	3	10 Sandbothe Elizabeth (MB)	Opp. error	38		Total Team
23		Total Team		Total	88	263
90	283	Total Team				
16	60	5 Lanier Khalia (WS)	Best Scorer	14	61	9 Tosi Anahi Florenca (OP)

■ Starting line-up Pts = Points scored □nn = Captain
□ Substitute Atts = Attempts L = Libero
Opp = Opponent





Best Scorers

Rk	No	Name	Team	Spike	Block	Serve	Total
1	18	Bausero Camila (WS)	URU	36	3	1	40
2	9	Tosi Anahi Florenca (OP)	ARG	20	3	1	24
3	12	Soria Agostina Benisse (WS)	ARG	16	3	0	19
4	5	Espinoza Rojas Tamara (WS)	CRC	15	1	2	18
5	4	Novoa Valencia Beatriz (WS)	CHI	17	0	0	17
6	5	Lanier Khalia (WS)	USA	13	1	2	16
7	12	Guillen Paredes Madeline Jazmin (OP)	DOM	13	0	0	13
7	12	Cese Montalvo Ailama (WS)	CUB	11	2	0	13
7	14	Beltramino Agostina Sol (MB)	ARG	9	4	0	13
10	8	Pittman Regan (MB)	USA	10	2	0	12
10	3	Hall Elizabeth Thayer (WS)	USA	10	1	1	12
10	17	Tucuna Maria Florencia (MB)	URU	9	2	1	12
13	9	Regalado Katherine (OP)	PER	9	0	2	11
13	2	Montes Flavia (MB)	PER	5	5	1	11
13	11	Rodriguez Mariana (OP)	CRC	8	2	1	11
13	6	Morales Villalobos Karen Belen (MB)	CHI	5	4	2	11
13	6	Meinardi Sofia (WS)	ARG	8	1	2	11
13	10	Suarez Florencia (MB)	URU	7	4	0	11
13	17	Herrera Rodriguez Candelaria Lucia (MB)	ARG	6	4	1	11
20	8	Perez Ramos Diaris De La Caridad (WS)	CUB	5	1	4	10
20	1	Butler Brionne (MB)	USA	8	2	0	10
20	3	Carvajal Alvarez Amalia (WS)	CHI	10	0	0	10
23	17	Casanova Alvarez Heidy (OP)	CUB	8	1	0	9
23	12	Leyva Leslie (WS)	PER	8	1	0	9
23	13	Hollingsworth Dariana (OP)	PUR	7	2	0	9
23	7	Goñi Paola (WS)	URU	8	0	1	9
23	6	Simon Catalina (OP)	URU	6	1	2	9
28	19	Rosario Martinez Lisbeth Lucia (MB)	DOM	8	0	0	8
28	7	Lopez Loraine (MB)	PUR	5	3	0	8
28	5	Suarez Hernandez Laura Beatriz (MB)	CUB	4	4	0	8
28	7	May Mackenzie (WS)	USA	6	1	1	8
28	15	Soto Isayana (WS)	CRC	6	1	1	8
28	10	Brendel Kaufmann Mikaella (MB)	CHI	6	2	0	8
34	11	Montes Kiara (WS)	PER	7	0	0	7
34	17	Justiniano Kris (S)	PUR	2	0	5	7
34	15	Welsh MacKenzi (S)	USA	3	2	2	7
37	13	Herrera Blanco Liset (MB)	CUB	4	2	0	6
37	11	Gonzalez Geraldine Sthefany (MB)	DOM	2	4	0	6
39	4	Peralta Luna Vielka Michelle (WS)	DOM	5	0	0	5
39	2	Mojica Yamelis (MB)	PUR	5	0	0	5
39	6	Guerrero Maricarmen (MB)	PER	2	1	2	5
39	3	Vicet Campos Elizabeth (WS)	CUB	0	0	5	5
39	8	Nielson Ramella Daniela Veronica (WS)	ARG	5	0	0	5
44	16	Perez Paulina (WS)	PUR	4	0	0	4
44	5	Pagan Ariana (WS)	PUR	3	0	1	4
44	7	Magallanes Diana (S)	PER	1	0	3	4
44	11	Moreno Borrero Gretell Elena (S)	CUB	0	2	2	4
44	7	Campos Melissa (S)	CRC	0	2	2	4
44	7	Gomez Hein Camila Josefa (WS)	CHI	4	0	0	4
44	5	Salinas Limaco Paula (S)	CHI	1	0	3	4
Total tournament				396	77	61	534



Best Spikers

Limit: 15.00%

Rk	No	Name	Team	Spikes	Faults	Shots	Total Attempts	Succ. %
1	12	Cese Montalvo Ailama (WS)	CUB	11	4	3	18	61.11
2	17	Casanova Alvarez Heidy (OP)	CUB	8	1	6	15	53.33
3	8	Perez Ramos Diaris De La Caridad (WS)	CUB	5	1	4	10	50.00
4	9	Regalado Katherine (OP)	PER	9	4	8	21	42.86
5	12	Guillen Paredes Madeline Jazmin (OP)	DOM	13	3	18	34	38.24
6	4	Novoa Valencia Beatriz (WS)	CHI	17	12	18	47	36.17
7	18	Bausero Camila (WS)	URU	36	19	45	100	36.00
8	3	Hall Elizabeth Thayer (WS)	USA	10	4	15	29	34.48
9	5	Espinoza Rojas Tamara (WS)	CRC	15	7	23	45	33.33
10	5	Lanier Khalia (WS)	USA	13	5	22	40	32.50
Total Tournament				396	219	701	1,316	30.09




Best Blockers

Rk	No	Name	Team	Kill Blocks	Faults	Rebounds	Total Attempts	Avg. by set
1	2	Montes Flavia (MB)	PER	5	3	7	15	1.67
2	11	Gonzalez Geraldine Sthefany (MB)	DOM	4	1	6	11	1.33
3	5	Suarez Hernandez Laura Beatriz (MB)	CUB	4	1	2	7	1.33
4	7	Lopez Loraine (MB)	PUR	3	4	3	10	1.00
5	12	Cese Montalvo Ailama (WS)	CUB	2	-	3	5	0.67
6	6	Morales Villalobos Karen Belen (MB)	CHI	4	2	8	14	0.67
7	11	Moreno Borrero Gretell Elena (S)	CUB	2	1	3	6	0.67
8	13	Herrera Blanco Liset (MB)	CUB	2	1	2	5	0.67
9	13	Hollingsworth Dariana (OP)	PUR	2	4	4	10	0.67
10	14	Beltramino Agostina Sol (MB)	ARG	4	1	11	16	0.57
Total Tournament				77	110	259	446	3.85



Best Servers

Rk	No	Name	Team	Aces	Faults	Serve Hits	Total Attempts	Avg. by set
1	17	Justiniano Kris (S)	PUR	5	-	10	15	1.67
2	3	Vicet Campos Elizabeth (WS)	CUB	5	1	4	10	1.67
3	8	Perez Ramos Diaris De La Caridad (WS)	CUB	4	2	8	14	1.33
4	7	Magallanes Diana (S)	PER	3	1	13	17	1.00
5	5	Vilchez Nayeli (S)	PER	2	-	1	3	0.67
5	11	Moreno Borrero Gretell Elena (S)	CUB	2	-	12	14	0.67
7	6	Guerrero Maricarmen (MB)	PER	2	1	12	15	0.67
8	9	Regalado Katherine (OP)	PER	2	1	5	8	0.67
9	5	Lanier Khalia (WS)	USA	2	-	11	13	0.50
9	7	Campos Melissa (S)	CRC	2	-	14	16	0.50
Total Tournament				61	106	702	869	3.05



Best Diggers

Rk	No	Name	Team	Digs	Faults	Receptions	Total Attempts	Avg. by set
1	1	Gonzalez Valentina Andrea (L)	ARG	19	13	50	82	2.71
2	15	Villegas Besna (L)	PER	8	5	15	28	2.67
3	2	Clark Tiffany (L)	USA	8	6	14	28	2.00
4	11	Rodriguez Lucia (L)	URU	13	8	44	65	1.86
5	11	Montes Kiara (WS)	PER	5	3	5	13	1.67
6	12	Leyva Leslie (WS)	PER	4	2	15	21	1.33
7	12	Guillen Paredes Madeline Jazmin (OP)	DOM	4	4	13	21	1.33
8	5	Espinoza Rojas Tamara (WS)	CRC	5	5	16	26	1.25
9	13	Gonzalez Trejos Rebeca (L)	CRC	5	11	17	33	1.25
10	3	Hall Elizabeth Thayer (WS)	USA	5	9	6	20	1.25
Total Tournament				168	295	747	1,210	8.40



Best Setters


Rk	No	Name	Team	Running Sets	Faults	Still Sets	Total Attempts	Avg. by set
1	11	Moreno Borrero Gretell Elena (S)	CUB	14	-	28	42	4.67
2	15	Welsh MacKenzi (S)	USA	16	2	92	110	4.00
3	7	Benitez Azul (S)	ARG	27	2	139	168	3.86
4	17	Justiniano Kris (S)	PUR	10	1	55	66	3.33
5	7	Campos Melissa (S)	CRC	11	2	105	118	2.75
6	2	Vargas Josefina (S)	URU	18	5	108	131	2.57
7	7	Magallanes Diana (S)	PER	7	2	61	70	2.33
8	15	Perez Flores Yokaty (S)	DOM	7	4	89	100	2.33
9	5	Salinas Limaco Paula (S)	CHI	13	4	120	137	2.17
10	5	Vilchez Nayeli (S)	PER	2	-	5	7	0.67
Total Tournament				132	26	906	1,064	6.60



Best Receivers

Limit: 20.00%

Rk	No	Name	Team	Excellents	Faults	Serve Receptions	Total Attempts	Eff. %
1	1	Gonzalez Valentina Andrea (L)	ARG	17	1	19	37	43.24
2	2	Clark Tiffany (L)	USA	10	-	15	25	40.00
3	12	Soria Agostina Benisse (WS)	ARG	15	3	23	41	29.27
4	20	Perez Kiaraliz (L)	PUR	5	1	9	15	26.67
5	13	Gonzalez Trejos Rebeca (L)	CRC	10	2	20	32	25.00
6	7	Goñi Paola (WS)	URU	18	5	39	62	20.97
7	11	Montes Kiara (WS)	PER	4	1	10	15	20.00
8	5	Pagan Ariana (WS)	PUR	3	1	6	10	20.00
9	5	Espinoza Rojas Tamara (WS)	CRC	6	1	19	26	19.23
10	2	Tamayo Canton Lianny (L)	CUB	4	2	5	11	18.18
Total Tournament				189	71	496	756	15.61



Best Liberos

Rk	No	Name	Team	Excellents	Faults	In play	Total attempts	Avg. by set
1	1	Gonzalez Valentina Andrea (L)	ARG	36	14	69	119	5.14
2	2	Clark Tiffany (L)	USA	18	6	29	53	4.50
3	15	Villegas Besna (L)	PER	13	8	27	48	4.33
4	13	Gonzalez Trejos Rebeca (L)	CRC	15	13	37	65	3.75
5	11	Rodriguez Lucia (L)	URU	23	13	66	102	3.29
6	20	Perez Kiaraliz (L)	PUR	8	6	25	39	2.67
7	1	Rodriguez Engell Barbara (L)	CHI	16	21	43	80	2.67
8	2	Tamayo Canton Lianny (L)	CUB	6	5	14	25	2.00
9	2	Jorge Ubiera Pamela Maria (L)	DOM	5	6	23	34	1.67
10	5	Rodriguez Duran Yaneirys (L)	DOM	3	1	13	17	1.00



Best Spikers

Limit: 15.00%

Rk	Team	Spikes	Faults	Shots	Total Attempts	Succ. %
1	CUB Cuba	32	9	18	59	54.24
2	USA United State	51	19	64	134	38.06
3	PER Peru	35	10	56	101	34.65
4	ARG Argentina	71	32	134	237	29.96
5	URU Uruguay	70	54	126	250	28.00
6	DOM Dominican Republic	33	25	65	123	26.83
7	PUR Puerto Rico	28	11	67	106	26.42
8	CHI Chile	44	34	98	176	25.00
9	CRC Costa Rica	32	25	73	130	24.62
Total Tournament		396	219	701	1,316	30.09




Best Blockers

Rk	Team	Kill Blocks	Faults	Rebounds	Total Attempts	Avg. by set
1	CUB Cuba	12	9	11	32	4.00
2	PER Peru	7	11	23	41	2.33
3	ARG Argentina	16	18	45	79	2.29
4	USA United State	9	14	37	60	2.25
5	CRC Costa Rica	8	7	23	38	2.00
6	PUR Puerto Rico	5	13	23	41	1.67
7	URU Uruguay	10	20	42	72	1.43
8	DOM Dominican Republic	4	10	24	38	1.33
9	CHI Chile	6	8	31	45	1.00
Total Tournament		77	110	259	446	3.85



Best Servers

Rk	Team	Aces	Faults	Serve Hits	Total Attempts	Avg. by set
1	CUB Cuba	11	10	53	74	3.67
2	PER Peru	10	8	55	73	3.33
3	PUR Puerto Rico	7	6	61	74	2.33
4	USA United State	7	12	70	89	1.75
4	CRC Costa Rica	7	15	67	89	1.75
6	URU Uruguay	8	20	119	147	1.14
7	CHI Chile	6	14	83	103	1.00
8	ARG Argentina	5	13	144	162	0.71
9	DOM Dominican Republic	-	8	50	58	
Total Tournament		61	106	702	869	3.05



Best Diggers

Rk	Team	Digs	Faults	Receptions	Total Attempts	Avg. by set
1	PER Peru	18	21	64	103	6.00
2	ARG Argentina	38	60	149	247	5.43
3	CHI Chile	26	57	85	168	4.33
4	URU Uruguay	30	42	158	230	4.29
5	USA United State	17	33	55	105	4.25
6	CRC Costa Rica	14	38	63	115	3.50
7	DOM Dominican Republic	10	24	71	105	3.33
8	PUR Puerto Rico	8	13	75	96	2.67
9	CUB Cuba	7	7	27	41	2.33
Total Tournament		168	295	747	1,210	8.40



Best Setters

Rk	Team	Running Sets	Faults	Still Sets	Total Attempts	Avg. by set
1	CUB Cuba	14	-	31	45	4.67
2	ARG Argentina	30	3	158	191	4.29
3	USA United State	16	2	94	112	4.00
4	PUR Puerto Rico	11	1	61	73	3.67
5	PER Peru	9	2	70	81	3.00
5	URU Uruguay	21	7	170	198	3.00
7	CRC Costa Rica	11	2	105	118	2.75
8	DOM Dominican Republic	7	4	89	100	2.33
9	CHI Chile	13	5	128	146	2.17
Total Tournament		132	26	906	1,064	6.60



Best Receivers

Limit: 20.00%

Rk	Team	Excellents	Faults	Serve Receptions	Total Attempts	Eff. %
1	ARG Argentina	43	10	72	125	26.40
2	USA United State	21	4	55	80	21.25
3	PUR Puerto Rico	8	2	32	42	14.29
4	CUB Cuba	10	5	21	36	13.89
5	PER Peru	12	5	36	53	13.21
6	CRC Costa Rica	17	6	61	84	13.10
7	DOM Dominican Republic	11	2	56	69	13.04
8	URU Uruguay	33	15	93	141	12.77
9	CHI Chile	34	22	70	126	9.52
Total Tournament		189	71	496	756	15.61



Puerto Rico defeats Uruguay in U20 Pan Am debut



SAN JOSE, Costa Rica, May 9, 2017.- Puerto Rico defeated Uruguay in their U20 Women's Pan American Cup debut by 3-0 (25-16, 25-19, 25-14) score at Gimnasio Nacional of San Jose, Costa Rica.

Puerto Rico displayed a strong performance in Pool B prevailing over Uruguay who the previews day had defeated Costa Rica. The Caribbean team capitalized on Uruguay's 35 errors, dominating the actions and upholding a comfortable margin in scores especially in set three.

Once again, Camila Bausero of Uruguay led all scorers with 17 points, not enough to detain Puerto Rico's 28-25 advantage in spikes, 5-3 in blocking and 7-2 in service points. Puerto Rico limited their errors to 19 points. Puerto Rico's top scorer was Dariana Hollingsworth with 9 points.

On Wednesday, Puerto Rico (1-0) will face Costa Rica (0-1) ; meanwhile Uruguay finishes pool-play with 1-1 win-loss record.

Dariana Hollingsworth, Puerto Rico's captain: "We were able to follow instructions to finish on top. We played comfortably, we dominated the whole match. My team hopes to win every match".

Florencia Tucuna, Uruguay's middle blocker: "The team lacked concentration, we had too many ups and downs; I believe we could have done things better, we played with energy and defended well, but we had no connection with our setters".

Julio Melendez, Puerto Rico's Head Coach: "Thank God there were no injured on any side. We studied Uruguay pretty well; our players received the necessary instructions to execute well. On some level we allowed Uruguay to get into the game".

Gerardo Peralta, Uruguay's Head Coach: "I consider the result is mostly because of our errors and not Puerto Rico's merits. We performed on occasions well and in others badly, we couldn't take advantage in the necessary moments. Puerto Rico plays very high over the net and if the reception doesn't reach the setter, it's too hard to perform. We must work on having more regularity".



Puerto Rico derrota a Uruguay en su debut

SAN JOSE, Costa Rica, 9 de mayo de 2017.- Puerto Rico derrotó a Uruguay en su debut en la Copa Panamericana Sub-20 por marcador 3-0 (25-16, 25-19, 25-14) en el Gimnasio Nacional de San José, Costa Rica.

Puerto Rico demostró un juego potente para imponerse a Uruguay en el grupo B, quien el día anterior había derrotado a Costa Rica. El equipo caribeño capitalizó sobre 35 errores uruguayos, dominando las acciones y con cómoda ventaja en los marcadores, especialmente en el tercer set.

Una vez más, Camila Bausero de Uruguay fue la máxima jugadora del encuentro con 17 puntos, no los suficientes para detener la ventaja de 28-25 en ataque, 5-3 en bloqueo y 7-2 en puntos de saque por parte de Puerto Rico. Las puertorriqueñas limitaron sus errores a 19 puntos. La mejor anotadora de Puerto Rico fue Dariana Hollingsworth con 9 puntos

El miércoles, Puerto Rico (1-0) se enfrenta a Costa Rica (0-1) en tanto que Uruguay finaliza la ronda de grupos con record 1-1 en juegos ganados.

Dariana Hollingsworth, capitana de Puerto Rico: “Logramos seguir las instrucciones para conseguir la victoria. Nos sentimos cómodas en la cancha, fuimos dominantes. Puerto Rico viene a ganar y esperamos que las cosas salgan bien”.


Florencia Tucuna, jugadora Central de Uruguay: “Nos faltó concentración, tuvimos altibajos, el equipo pudo haberlo hecho mucho mejor, jugamos con ganas y defendiendo bien, pero nos desconectamos con las armadoras.

Julio Melendez, Entrenador de Puerto Rico: “Gracias a Dios que no hubo lesiones de ningún lado. Estudiamos bien a Uruguay, definimos las instrucciones para facilitar el trabajo de las jugadoras y se pudo ejecutar. En algún momento dejamos que Uruguay entrara más en el partido”.

Gerardo Peralta, Entrenador de Uruguay: “Considero que fueron más errores nuestros que méritos por parte de Puerto Rico. Jugamos por momentos bien y otros muy mal, no supimos seleccionar algunas partes del juego. Puerto Rico juega con balones altos y si la recepción no llega bien a la colocadora se hace difícil. Debemos trabajar en la regularidad del juego”.



Peru prevailed over Chile with experience



SAN JOSE, Costa Rica, May 9, 2017.- Peru prevailed 3-0 (25-23, 25-16, 25-20) over Chile in their debut at the U20 Women's Pan American Cup in Gimnasio Nacional of San Jose, Costa Rica.

Pool C match showed Peru's experienced players undoing Chile's efforts to catch up. Chile had a good start keeping the score in set one very close. Peru had their best moment in set two, moving ahead with less resistance from their opponents.

Peru's best weapon was their huge advantage in serves by 10-7; they were also more effective in spikes 35-31 and blocks 7-3. Peru allowed 22 points in errors and Chile 22.

Flavia Montes and Katherine Regalado led Peru's offense with 11 points apiece, and Leslie Leyva contributed with 9 points. Beatriz Novoa was Chile's top scorer with 10 points, all in kills, while Amalia Carvajal chipped in with 9 points.

Chile concludes pool-play win-less (0-2) while Peru (1-0) faces Cuba (1-0) on Wednesday, to determine who finishes winner in Pool C.

Katherine Regalado, Peru's captain: "It was a rough beginning because we were nervous. Chilean players have many resources but we controlled them little by little. I consider we need to improve in blocking. We have a different strategy planned to face Cuba and it will be different because they are taller and stronger".

Amalia Carvajal, Chile's captain: "We know Peru very well, in the first set we put up a good fight but we lack game time. Peru is strong and they have always beaten us. Now we must wait and see if we'll advance".

Marco Queiroga, Peru's Head Coach: "Our experience made the difference, we had little practice matches preparing for the tournament. Chile showed their improvement, they defended pretty well. We must practice our tactics better and the psychological part as well. I'm happy because we came out on top and we earned five important points".

Eduardo Guillaume, Chile's Head Coach: "Chile played Peru as equals. Peru is a team with history and in decisive moments they proved their long trajectory in volleyball; because of this I'm satisfied because they took advantage of our own mistakes. I am convinced that we must limit our errors".



Peru supera a Chile con experiencia

SAN JOSE, Costa Rica, 9 de mayo de 2017.- Perú superó a Chile 3-0 (25-23, 25-16, 25-20) en su debut en la Copa Panamericana Sub-20 Femenina que se disputa en el Gimnasio Nacional de San José, Costa Rica.

El juego del Grupo C presentó a un equipo peruano experimentado, que echó abajo todos los esfuerzos de Chile para mantener el ritmo de juego. Perú tuvo su mejor momento en el segundo set, adelantándose en el marcador con menor resistencia de sus rivales.

La mayor fortaleza de Perú fue su enorme ventaja en el saque por 10-7; además fueron más efectivas in el ataque 35-31 y en el bloqueo 7-3. Perú otorgó 22 puntos en errores y Chile 22.

Flavia Montes y Katherine Regalado encabezaron la ofensiva peruana con 11 puntos cada uno, y Leslie Leyva contribuyó con 9 puntos. Beatriz Novoa fue la mejor anotadora de Chile con 10 puntos, todos de ataque, en tanto que Amalia Carvajal aportó 9 puntos.

Chile concluye la ronda de grupos sin triunfos (0-2) mientras que Perú (1-0) se enfrenta el miércoles a Cuba (1-0) para definir el ganador del Grupo C.

Katherine Regalado, capitana de Perú: “Fue un inicio difícil por los nervios del primer juego. Chile mostró que son chicas muy habilidosas y poco a poco las controlamos. Pienso que hay que mejorar en el bloqueo. Para enfrentar a Cuba tenemos una estrategia ya trazada y será un juego distinto porque ellas son más altas y potentes”.

Amalia Carvajal, capitana de Chile: “Nos conocemos muy bien con Perú, en el primer set dimos una buena pelea pero nos faltó más juego. Perú siempre nos ha ganado y es un rival fuerte. Ahora a esperar si logramos avanzar”.

Marco Queiroga, Entrenador de Perú: “Nuestra experiencia pesó mucho, tuvimos pocos días de entrenamiento previo al primer juego. Se reflejó en el partido que ellas han mejorado su defensa. Debemos practicar más nuestra táctica y el componente psicológico. Estoy contento porque salimos vencedores y obtuvimos cinco puntos importantes”.

Eduardo Guillaume, Entrenador de Chile: “Chile jugó de igual a igual, se enfrentó a un equipo de trayectoria mundial y de mucha experiencia. En los momentos decisivos del juego se notó la experiencia del rival y eso no me deja muy contento porque nos superaron más por errores nuestros. Estoy convencido que debemos de minimizar los errores”.



United States stops Argentina at U20 Pan Am Cup



SAN JOSE, Costa Rica, May 9, 2017.- United States stopped Argentina 3-1(25-23, 25-19, 15-25, 25-21) in their first match at the Women's U20 Pan American Cup contested at Gimnasio Nacional of San Jose, Costa Rica.

Actions were fast, in which unforced errors marked the difference. Both teams showed an organized performance with United States coming on top.

Argentina recovered from a 0-2 set deficit with great defense and blocking, stopping United States intentions to seal the match in straight sets. United States reaction came in mostly with strong serves to finish with a close fourth set, earning their first victory.

United States held advantage 51-41 in spikes, 9-7 in blocks and 7-2 in service points. United States scored on 38 opponent errors and limited theirs to 23.

Lanier Khalia led all scorers with 16 points, joined by Regan Pittman and Elizabeth Hall with 12 points each, and Brionne Butler with 10 points. Florenca Tosi of Argentina scored 14 points and Benisse Soria added 12 points.

Pool-play finishes on Wednesday with United States (1-0) facing defending champion Dominican Republic (0-1) in Pool A. Argentina ends the preliminary round with 1-1 record.

El miércoles culmina la ronda de grupos, con Estados Unidos (1-0) enfrentando al actual campeón República Dominicana (0-1) en el Grupo A. Argentina cierra la ronda con récord 1-1.

Khalia Lanier, United States' captain: "I think everyone here is such a good team, so I'm not surprised that Argentina played so well. In our case we are so new in the National team and we're still learning to play together, this a disadvantage while the rest of teams have chemistry. We have to work hard to find our momentum. Our key was leaning on one another".

Azul Benitez, Argentina's captain: "We were able to break them because they changed their ways; we were expecting a tough match. Obviously were not happy with the result but we're getting into our best rhythm little by little, we played a good match but they were superior in serves. We knew how to play around their tall blocking".



Jerritt Elliott, United States' Head Coach: "Argentina played very consistent, they controlled the ball pretty well and they put a lot of pressure on us. We struggled a little bit; we scouted them and I was pleased with the adjustments we made to comeback. Even if the girls don't know each other well, we can work on different systems and on fundamentals. Tomorrow we'll face a very physical team, Dominican Republic has a bunch of great athletes and it will be a challenge".

Guillermo Caceres, Argentina's Head Coach: "Studying the numbers, they gave away a lot of points and that worked in our advantage. We couldn't put pressure with our serves and United States has the ability to attack effectively when the ball is close to the net and this is really hard to defend. In spikes, their numbers were better than ours, we had too many errors in reception and serves, and this made a difference. Playing at this level makes our team grow but there aren't many opportunities to do so".

Estados Unidos detiene a Argentina en Copa Panamericana U20

SAN JOSE, Costa Rica, 9 de mayo de 2017.- Estados Unidos detuvo a Argentina 3-1 (25-23, 25-19, 15-25, 25-21) en su primer juego de la Copa Panamericana Sub-20 Femenina que se disputa en el Gimnasio Nacional de San José, Costa Rica.

Fue un juego de acciones rápidas, en donde el margen de errores marcó la diferencia. Ambos equipos mostraron un juego organizado en donde Estados Unidos salió victorioso.

Luego de perder dos sets, Argentina se aplicó muy bien con buena defensa y bloqueo deteniendo al equipo de Estados Unidos que no logró reaccionar para cerrar en sets seguidos. Estados Unidos se recuperó mayormente con servicio para cerrar un apretado cuarto set y llevarse su primer triunfo.

Estados Unidos finaliza con ventaja de 51-41 en ataques, 9-7 en bloqueos y 7-2 en puntos de servicio. Estados Unidos anotó 38 puntos a través de errores de su rival y cometió 23 faltas propios.

Lanier Khalia fue la máxima anotadora del juego con 16 puntos, acompañada por Regan Pittman y Elizabeth Hall con 12 puntos cada una, y Brionne Butler con 10 puntos. Florenca Tosi de Argentina anotó 14 puntos y Benisse Soria aportó 12 puntos.

El miércoles culmina la ronda de grupos, con Estados Unidos (1-0) enfrentando al campeón defensor República Dominicana (0-1) en el Grupo A. Argentina cierra la ronda con récord 1-1.

Khalia Lanier, capitana de Estados Unidos: "Creo que todos acá son muy buenos equipos, así que no me sorprende que Argentina lo haya hecho tan bien. En nuestro caso, somos un equipo nuevo y



estamos aprendiendo a jugar como equipo, esto es una desventaja porque el resto de equipos tienen química entre sus jugadoras. Tenemos trabajar bastante para encontrar nuestro mejor desempeño. La clave fue apoyarnos entre nosotras”.

Azul Benitez, capitana de Argentina: “Hicimos un break muy importante porque ellas modificaron, sabíamos que sería un duelo peleado. Obviamente no estamos contentas con el resultado pero poco a poco vamos entrando en mejor ritmo, jugamos bien pero ellas fueron superiores en el servicio. Tienen más capacidad de altura pero nosotras supimos jugar con su bloqueo”.

Jerritt Elliott, Entrenador de Estados Unidos: “Argentina tuvo un juego consistente, controlaron muy bien el balón y nos presionaron muchísimo. Nosotros tuvimos dificultades; pudimos estudiarlas y estoy muy contento con los ajustes que hicimos para recuperarnos. A pesar de que nuestras jugadoras no se conocen muy bien, podemos trabajar distintos sistemas y en los fundamentos. Mañana nos enfrentaremos a un equipo muy físico, Dominicana tiene muchas jugadoras buenas y será un reto”.

Guillermo Cáceres, Entrenador de Argentina: “Viendo los números, ellas nos regalaron muchos puntos y eso nos ayudó, jugamos bien. No logramos meterlas en dificultad con el saque y a los Estados Unidos no hay que darles la facilidad de tener el balón cerca de la red porque las centrales atacan muy alto y es difícil defender. Ellas tuvieron buenos números en el ataque en comparación al nuestro, tuvimos demasiados errores en recepción y en el servicio, eso hizo la diferencia. Jugar a este nivel nos hace crecer pero hay pocas oportunidades de hacerlo”.