



BARRANQUILLA 2018

XXIII JUEGOS DEPORTIVOS
CENTROAMERICANOS Y DEL CARIBE

Men's / Masculino

Bulletin

5

Barranquilla • Colombia • Martes, 31 de Julio 2018

FIVB

Union
Panamericana
Voleibol

CONFEDERACIÓN
SUDAMERICANA DE VOLEIBOL

molten
For the real game

Mizuno

SPORT
COURT



Calendario y Formato de Competencia Masculina / Men Competition Format and Match Schedule

GROUP-A / HUMBERTO PEREA											updated		
No.	Date	Time	Teams		LIVE SCORE	Set	Result per set (points)					POINTS	TIME
							1	2	3	4	5		
2	28-Jul	17:00	CUBA	vs	VENEZUELA	3-0	25-21	27-25	25-21			77-67	1:27
3	28-Jul	19:00	DOMINICAN REPUBLIC	vs	MEXICO	0-3	24-26	20-25	13-25			57-76	1:34
6	29-Jul	17:00	VENEZUELA	vs	DOMINICAN REPUBLIC	3-2	18-25	25-17	25-23	24-26	15-11	107-102	2:22
7	29-Jul	19:00	CUBA	vs	MEXICO	3-0	25-23	25-18	25-18			75-59	1:29
10	30-Jul	17:00	MEXICO	vs	VENEZUELA	3-1	25-19	18-25	25-22	25-18		93-84	1:59
11	30-Jul	19:00	DOMINICAN REPUBLIC	vs	CUBA	0-3	22-25	12-25	14-25			48-75	1:13

GROUP-B / HUMBERTO PEREA													
No.	Date	Time	Teams		LIVE SCORE	Set	Result per set (points)						
							1	2	3	4	5	POINTS	TIME
1	28-Jul	15:00	PUERTO RICO	vs	GUATEMALA	3-0	25-14	25-16	25-17			75-47	1:19
4	28-Jul	21:00	COLOMBIA	vs	TRINIDAD & TOBAGO	3-2	19-25	25-19	22-25	25-19	15-8	106-96	2:11
5	29-Jul	15:00	TRINIDAD & TOBAGO	vs	PUERTO RICO	0-3	11-25	18-25	19-25			48-75	1:18
8	29-Jul	21:00	COLOMBIA	vs	GUATEMALA	3-0	25-17	25-21	26-24			75-62	1:32
9	30-Jul	15:00	GUATEMALA	vs	TRINIDAD & TOBAGO	3-1	25-22	25-17	22-25	25-22		97-86	1:59
12	30-Jul	21:00	COLOMBIA	vs	PUERTO RICO								

QUATERFINALS - HUMBERTO PEREA													
No.	Date	Time	Teams		LIVE SCORE	Set	Result per set (points)						
							1	2	3	4	5	POINTS	TIME
13	31-Jul	19:00	MEXICO	vs	GUATEMALA	3-0	25-12	25-15	25-11			75-38	1:11
14	31-Jul	21:00	COLOMBIA	vs	VENEZUELA	3-2	23-25	25-22	26-28	26-24	15-13	115-112	

CLASSIFICATION 5/8 - HUMBERTO PEREA													
No.	Date	Time	Teams		LIVE SCORE	Set	Result per set (points)						
							1	2	3	4	5	POINTS	TIME
15	1-Aug	15:00	VENEZUELA	vs	TRINIDAD & TOBAGO	0-0							
16	1-Aug	17:00	GUATEMALA	vs	DOMINICAN REPUBLIC	0-0							

SEMIFINALS - HUMBERTO PEREA													
No.	Date	Time	Teams		LIVE SCORE	Set	Result per set (points)						
							1	2	3	4	5	POINTS	TIME
17	1-Aug	19:00	MEXICO	vs	PUERTO RICO	0-0							
18	1-Aug	21:00	COLOMBIA	vs	CUBA	0-0							

FINAL CLASSIFICATION 7/8 - HUMBERTO PEREA													
No.	Date	Time	Teams		LIVE SCORE	Set	Result per set (points)						
							1	2	3	4	5	POINTS	TIME
19	2-Aug	12:00	LOSER OF M15	vs	LOSER OF M16	0-0							

FINAL CLASSIFICATION 5/6 - HUMBERTO PEREA													
No.	Date	Time	Teams		LIVE SCORE	Set	Result per set (points)						
							1	2	3	4	5	POINTS	TIME
20	2-Aug	14:00	WINNER OF M15	vs	WINNER OF M16	0-0							

FINAL CLASSIFICATION 3/4 - HUMBERTO PEREA													
No.	Date	Time	Teams		LIVE SCORE	Set	Result per set (points)						
							1	2	3	4	5	POINTS	TIME
21	2-Aug	16:00	LOSER OF M17	vs	LOSER OF M18	0-0							

FINALS 1/2 - HUMBERTO PEREA													
No.	Date	Time	Teams		LIVE SCORE	Set	Result per set (points)						
							1	2	3	4	5	POINTS	TIME
22	2-Aug	18:00	WINNER OF M17	vs	WINNER OF M18	0-0							

*NOTE1: For the Classification, Quarterfinal and Semifinal Rounds, according to the FIVB General Competition Regulations, it must be avoided that teams from the same group play each other.

Semifinal Rounds, if three teams from the same group qualify, the match between highest ranked team and lowest ranked team of their Preliminary Round will be repeated.

*NOTE3: Loser of M14 = Loser of Match #14, etc.





BARRANQUILLA 2018

XXIII JUEGOS DEPORTIVOS
CENTROAMERICANOS Y DEL CARIBE

MASCULINO - CALENDARIO DE ENTRENAMIENTOS

Día / Day	Hora / Time	Competition Venue - Coliseo Humberto Perea	Hora / Time	Training Court 1 - Coliseo Humberto Perea	Training Court 2 - Coliseo Humberto Perea
01-ago-18			7:30	VEN LOSER OF M13* (OR M14) (15:00)	TTO 4TH B (15:00)
			9:00	DOM 4TH A (17:00)	GUA LOSER OF M14* (OR M13) (17:00)
			10:30	PUR 1ST B (19:00)	MEX - WINNER OF M13* (OR M14) (19:00)
			12:00	COL WINNER OF M14* (OR M13) (21:00)	CUB 1ST A (21:00)
	15:00	VEN LOSER OF M13* (OR M14) VS 4TH B	TTO		
17:00	GUA LOSER OF M14* (OR M13) VS 4TH A	DOM			
19:00	MEX WINNER OF M13* (OR M14) VS 1ST B	PUR			
21:00	COL WINNER OF M14* (OR M13) VS 1ST A	CUB			
02-ago-18			7:30	Winner of M16 (14:00)	Winner of M15 (14:00)
			9:00	Loser of M17 (16:00)	Loser of M18 (16:00)
			10:30	Winner of M17 (18:00)	Winner of M18 (18:00)
	12:00	Loser of M15 vs Loser of M16			
	14:00	Winner of M15 vs Winner of M16			
16:00	Loser of M17 vs Loser of M18				
18:00	Winner of M17 vs Winner of M18				

NORCECA
Volleyball Confederation
Presidency



BARRANQUILLA 2018

XXIII JUEGOS DEPORTIVOS
CENTROAMERICANOS Y DEL CARIBE

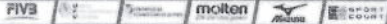
MASCULINO - CALENDARIO DE CALENTAMIENTOS

Dia / Day	Hora / Time	Competition Venue - Coliseo Humberto Perea	Hora / Time	Training Court 1 - Coliseo Humberto Perea	Training Court 2 - Coliseo Humberto Perea
01-ago-18			13:30	VEN LOSER OF M13* (OR M14) (15:00)	TTO 4TH B (15:00)
			15:30	DOM 4TH A (17:00)	GUA LOSER OF M14* (OR M13) (17:00)
			17:30	PUR 1ST B (19:00)	MEX - WINNER OF M13* (OR M14) (19:00)
			19:30	COL WINNER OF M14* (OR M13) (21:00)	CUB 1ST A (21:00)
	15:00	VEN LOSER OF M13* (OR M14) VS 4TH B	TTO		
17:00	GUA LOSER OF M14* (OR M13) VS 4TH A	DOM			
19:00	MEX WINNER OF M13* (OR M14) VS 1ST B	PUR			
21:00	COL WINNER OF M14* (OR M13) VS 1ST A	CUB			
02-ago-18			7:30	Winner of M16 (14:00)	Winner of M15 (14:00)
			9:00	Loser of M17 (16:00)	Loser of M18 (16:00)
			10:30	Winner of M17 (18:00)	Winner of M18 (18:00)
	12:00	Loser of M15 vs Loser of M16			
	14:00	Winner of M15 vs Winner of M16			
16:00	Loser of M17 vs Loser of M18				
18:00	Winner of M17 vs Winner of M18				



BARRANQUILLA 2018

XXIII JUEGOS DEPORTIVOS
CENTROAMERICANOS Y DEL CARIBE



FEDERATION
INTERNATIONALE
DE VOLLEYBALL



O-1

UNIFORM COLOURS
Couleur de l'uniforme

CITY: Ville: **Barranquilla**

DATE: **7/31/2018** TIME: Heure: **23:00**

REGISTERED COLOURS / Couleurs enregistrées :
(ONLY SHIRT COLOUR - seulement la couleur du maillot)

GUA ▼	TTO ▼	DOM ▼	VEN ▼	▼	▼
-------	-------	-------	-------	---	---

POOL/PHASE: Groupe/Phase: **Classification 5/8**

1	L/ BLUE	RED	BLUE	VINO T		
2	NAVY	WHITE	RED	WHITE		
3	WHITE	BLACK	WHITE	BLUE		

MATCH SCHEDULE Calendrier des matches


DATE:	No. Match	Team Equipe	
		A	B
01/Aug/2018	15	VEN	TTO
01/Aug/2018	16	GUA	DOM

TEAMS CHOICE (1-2 OR 3) Choix des équipes (1-2 ou 3)

1st CHOICE 1er Choix		LIBERO CHOICE Libero Choix	
A	B	A	B
		BLUE	BLACK
		NAVY	RED

FIVB DECISION Décision de la FIVB


A	B
WHITE	RED
WHITE	BLUE



BARRANQUILLA 2018

XXIII JUEGOS DEPORTIVOS
CENTROAMERICANOS Y DEL CARIBE

FEDERATION
INTERNATIONALE
DE VOLLEYBALL



O-1

UNIFORM COLOURS
Couleur de l'uniforme

CITY:
Ville:

DATE: TIME:
Heure:

REGISTERED COLOURS / Couleurs enregistrées :
(ONLY SHIRT COLOUR - seulement la couleur du maillot)

POOL/PHASE:
Groupe/Phase:

COL ▼	CUB ▼	PUR ▼	MEX ▼	▼	▼
-------	-------	-------	-------	---	---

1	YELLOW	RED	RED	RED		
2	BLUE	BLUE	WHITE	BLACK		
3	WHITE	WHITE	BLUE	WHITE		

MATCH SCHEDULE Calendrier des matches

DATE:	No. Match	Team Equipe	
		A	B
01/Aug/2018	17	MEX	PUR
01/Aug/2018	18	COL	CUB

TEAMS CHOICE (1-2 OR 3) Choix des équipes (1-2 ou 3)

1st CHOICE 1er Choix		LIBERO CHOICE Libero Choix	
A	B	A	B
		WHITE	BLUE
		WHITE	WHITE

FIVB DECISION Décision de la FIVB

A	B
BLACK	RED
BLUE	RED



MATCHES RESULTS

Pool A

No	Date	Teams	Set	Result per set (points)					Total Points	Duration	Spectators
				1	2	3	4	5			
2	28-Jul-2018	CUB - VEN	3-0	25-21	27-25	25-21			77-67	1:27	1500
3	28-Jul-2018	DOM - MEX	0-3	24-26	20-25	13-25			57-76	1:34	1500
6	29-Jul-2018	VEN - DOM	3-2	18-25	25-17	25-23	24-26	15-11	107-102	2:22	1000
7	29-Jul-2018	CUB - MEX	3-0	25-23	25-18	25-18			75-59	1:29	2000
10	30-Jul-2018	MEX - VEN	3-1	25-19	18-25	25-22	25-18		93-84	1:59	2500
11	30-Jul-2018	DOM - CUB	0-3	22-25	12-25	14-25			48-75	1:13	2500

Pool B

No	Date	Teams	Set	Result per set (points)					Total Points	Duration	Spectators
				1	2	3	4	5			
1	28-Jul-2018	PUR - GUA	3-0	25-14	25-16	25-17			75-47	1:19	800
4	28-Jul-2018	COL - TTO	3-2	19-25	25-19	22-25	25-19	15-8	106-96	2:11	2000
5	29-Jul-2018	TTO - PUR	0-3	11-25	18-25	19-25			48-75	1:18	1500
8	29-Jul-2018	COL - GUA	3-0	25-17	25-21	26-24			76-62	1:32	2000
9	30-Jul-2018	GUA - TTO	3-1	25-22	25-17	22-25	25-22		97-86	1:59	500
12	30-Jul-2018	COL - PUR	0-3	17-25	24-26	20-25			61-76	1:32	3000

Quarterfinals

No	Date	Teams	Set	Result per set (points)					Total Points	Duration	Spectators
				1	2	3	4	5			
13	31-Jul-2018	MEX - GUA	3-0	25-12	25-15	25-11			75-38	1:11	1500
14	31-Jul-2018	COL - VEN	3-2	23-25	25-22	26-28	26-24	15-13	115-112	2:54	2000

Classification 5-8

No	Date	Teams	Set	Result per set (points)					Total Points	Duration	Spectators
				1	2	3	4	5			
15	01-Aug-2018	VEN - TTO									
16	01-Aug-2018	GUA - DOM									

Semifinals

No	Date	Teams	Set	Result per set (points)					Total Points	Duration	Spectators
				1	2	3	4	5			
17	01-Aug-2018	MEX - PUR									
18	01-Aug-2018	COL - CUB									



Juegos Centro Americanos y del Caribe 2018

P-4 Collated results & ranking

Results as of 1 August 2018



TEAM RANKING

Pool A

Rk	Code	Team	Matches				Pts	Results details							Sets			Points		
			W	L	T			3-0	3-1	3-2	2-3	1-3	0-3	W	L	Ratio	W	L	Ratio	
1	CUB	Cuba	3	0	3	15	3	0	0	0	0	0	9	0	MAX	227	174	1.304		
2	MEX	Mexico	2	1	3	9	1	1	0	0	0	1	6	4	1.500	228	216	1.055		
3	VEN	Venezuela	1	2	3	4	0	0	1	0	1	1	4	8	0.500	258	272	0.948		
4	DOM	Dominican Republic	0	3	3	2	0	0	0	1	0	2	2	9	0.222	207	258	0.802		

Pool B

Rk	Code	Team	Matches				Pts	Results details							Sets			Points		
			W	L	T			3-0	3-1	3-2	2-3	1-3	0-3	W	L	Ratio	W	L	Ratio	
1	PUR	Puerto Rico	3	0	3	15	3	0	0	0	0	0	9	0	MAX	226	156	1.448		
2	COL	Colombia	2	1	3	8	1	0	1	0	0	1	6	5	1.200	243	234	1.038		
3	GUA	Guatemala	1	2	3	4	0	1	0	0	0	2	3	7	0.428	206	237	0.869		
4	TTO	Trinidad and Tobago	0	3	3	3	0	0	0	1	1	1	3	9	0.333	230	278	0.827		





P-2 VOLLEYBALL • Match result



XXIII Juegos Centro Americanos y del Caribe 2018 Quarterfinals

Match: 13 **Date:** 31/07/2018 **Spectators:** 1.500
City: Barranquilla
Hall: Coliseo Humberto Perea
Match duration: Start: 19:00 End: 20:11 Total: 1:11

Teams	Sets	1	2	3	4	5	Total
MEX	3	25	25	25			75
GUA	0	12	15	11			38
Set duration		0:20	0:23	0:22			1:05

Referees: CASTRO, Omar (COL) & BORROTO, Ricardo (CUB)

MEX • Mexico		1	2	3	4	5	Pts
1	Vargas Daniel (OP)	■	■	■			12
3	Garay Ridl (OP)	□		□			4
4	Ruiz De La Cruz Gonzalo (WS)	■	■	■			5
5	L Rangel Jesus (L)				L		
6	Perales Jesus (S)	□	□	□			3
8	Cruz Gabriel (MB)		■	■			10
10	Rangel Pedro (S)	■	■	■			2
11	Barajas Jorge (WS)	■	■	■			7
12	Martinez Jose (MB)	■	■				4
14	Martinez Jonathan (MB)	■	■	■			7
15	L Martinez Alan (L)	L	L	L			
17	Orellana Nestor (OP)		□	□			
20	Duarte Julian (WS)	□	□	□			2
23	Moreno Alejandro (WS)		□	□			3

Coach: Jorge Miguel Azair L (MEX)
Assistant: Adrian Delgado (USA)

GUA • Guatemala		1	2	3	4	5	Pts
1	Nery Jeyson (WS)		□	■			3
2	Lopez Carlos (WS)	■	■	■			5
3	Chacon Wagner (WS)	■	■	■			4
4	Menendez Axel (WS)				□		
6	Pineda Edras (MB)		□	■			
7	Ruano Adan (S)	■	■				
8	L Santa Cruz Luis (L)	L	L				
9	Maldonado Edgar (OP)	■	■	■			6
10	Ralon Diego (S)	□					
11	Mendoza Ricardo (MB)		□	■			1
12	L Pineda Tirso (L)		L	L			
13	Colindres Erick (MB)				□		
14	Chinchilla Brandon (MB)	■	■				3
15	Aragon Leonel (MB)	■	■				

Coach: Reider Lucas Mora (CUB)
Assistant: Luis Fernando Castañ (GUA)

TEAMS AND PLAYERS PERFORMANCES

Won Pts	Total Atts	No Name	Scoring Skills	Won Pts	Total Atts	No Name
36	61	Total Team		18	71	Total Team
10	14	1 Vargas Daniel (OP)	Spike	6	11	9 Maldonado Edgar (OP)
7	11	11 Barajas Jorge (WS)		5	13	2 Lopez Carlos (WS)
16	41	Total Team	Block	2	28	Total Team
5	11	8 Cruz Gabriel (MB)		2	9	14 Chinchilla Brandon (MB)
3	4	6 Perales Jesus (S)	Serve	2	40	Total Team
7	73	Total Team		2	8	3 Chacon Wagner (WS)
2	8	14 Martínez Jonathan (MB)	Opp. error	16		Total Team
1	9	3 Garay Ridl (OP)	Total	38	139	Total Team
16		Total Team	Best Scorer	6	19	9 Maldonado Edgar (OP)
75	175	Total Team				
Excellent	Total Atts	No Name	Non scoring Skills	Excellent	Total Atts	No Name
12	31	Total Team		13	56	Total Team
6	11	15 Martínez Alan (L)	Dig	6	9	8 Santa Cruz Luis (L)
3	3	11 Barajas Jorge (WS)		2	4	1 Nery Jeyson (WS)
20	55	Total Team	Set	13	68	Total Team
17	30	10 Rangel Pedro (S)		7	31	7 Ruano Adan (S)
23	39	Total Team	Reception	18	60	Total Team
9	14	15 Martínez Alan (L)	Success - Faults	8	16	3 Chacon Wagner (WS)
6	10	11 Barajas Jorge (WS)	# Attempts			

■ Starting line-up Pts = Points scored [nn] = Captain
□ Substitute Atts = Attempts L = Libero
Opp = Opponent

Name game jury president: Felix A. Sabrio
Signature: [Signature]





P-2 VOLLEYBALL • Match result



XXIII Juegos Centro Americanos y del Caribe 2018 Quarterfinals

Match: 14 **Date:** 31/07/2018 **Spectators:** 2.000
City: Barranquilla
Hall: Coliseo Humberto Perea
Match duration: Start: 21:00 End: 23:54 Total: 2:54

Teams	Sets	1	2	3	4	5	Total
COL	3	23	25	26	26	15	115
VEN	2	25	22	28	24	13	112
Set duration		0:32	0:32	0:40	0:35	0:23	2:42

Referees: CESPEDES, Denis (DOM) & PEREZ, Josmer (NOR)

COL • Colombia		1	2	3	4	5	Pts
1	Jimenez Ronald (WS)	■					3
2	L Garcia Jose (L)	L	L	L	L		
3	Adonis Herrera (WS)	□	■	■	■	■	10
4	Vinasco Julian (S)			□	□	□	
5	Mendoza Renzo (MB)	■	■				3
6	Machaon Humberto (WS)	■	■	■	■		10
7	Agamez Liberman (OP)	■	■	■	■	■	39
8	Mejia Leandro (MB)		□	■	■	■	10
10	Larrahondo Gustavo (OP)						
13	Ambuila Juan (S)	■	■	■	■	■	3
14	Carabali Kevin (MB)	■	■	■	■	■	7
15	L Ruiz Victor (L)	L	L	L	L	L	
17	Alomia Carlos (WS)				□	■	4
18	Renteria David (WS)						

Coach: ELISEO RAMOS RIVAS (COL)
Assistant: ARNALDO LORENZO SEVI (COL)

VEN • Venezuela		1	2	3	4	5	Pts
1	L Briceno Regulo (L)						
2	Barreto Jhonlenn (WS)	□	□	□	□		
4	L Mata Héctor (L)	L	L	L	L	L	
5	Rodriguez Emerson (OP)	■	■	■	■	■	31
7	Valencia Edson (MB)	■	■	■	■	■	4
8	Gomez Jesus (OP)						
9	Carrasco Jose (S)	■	■	■	■	■	
11	Verdi José (MB)	■	■	■	■	■	10
15	Arias Luis (OP)	□	□	□	□		2
16	Viloria Paul (MB)						
17	Fayola Ronald (WS)	■	■	■	■	■	7
18	Quijada Jonathan (MB)						
19	Rivas Willner (WS)	■	■	■	■	■	20
22	Velasquez Armando (S)	□	□	□	□		

Coach: RONAL SARTI (VEN)
Assistant: ANDRES MANZANILLO (VEN)

TEAMS AND PLAYERS PERFORMANCES

Won Pts	Total Atts	No Name
68	127	Total Team
30	58	7 Agamez Liberman (OP)
9	12	8 Mejia Leandro (MB)
11	73	Total Team
3	10	7 Agamez Liberman (OP)
2	9	6 Machaon Humberto (WS)
10	115	Total Team
6	25	7 Agamez Liberman (OP)
2	18	3 Adonis Herrera (WS)
26		Total Team
115	315	Total Team

Scoring Skills
Spike
Block
Serve
Opp. error
Total

Won Pts	Total Atts	No Name
63	126	Total Team
27	38	5 Rodriguez Emerson (OP)
16	29	19 Rivas Willner (WS)
5	66	Total Team
2	8	19 Rivas Willner (WS)
1	16	7 Valencia Edson (MB)
6	112	Total Team
4	20	5 Rodriguez Emerson (OP)
2	19	19 Rivas Willner (WS)
38		Total Team
112	304	Total Team

39	93	7 Agamez Liberman (OP)
----	----	------------------------

Best Scorer

31	65	5 Rodriguez Emerson (OP)
----	----	--------------------------

Excellent	Total Atts	No Name
36	81	Total Team
7	13	3 Adonis Herrera (WS)
7	16	15 Ruiz Victor (L)
41	130	Total Team
40	114	13 Ambuila Juan (S)
58	99	Total Team
16	28	6 Machaon Humberto (WS)
13	25	2 Garcia Jose (L)

Non scoring Skills
Dig
Set
Reception Success - Faults # Attempts

Excellent	Total Atts	No Name
28	84	Total Team
13	24	4 Mata Héctor (L)
3	7	2 Barreto Jhonlenn (WS)
49	123	Total Team
45	102	9 Carrasco Jose (S)
47	97	Total Team
18	33	17 Fayola Ronald (WS)
13	32	19 Rivas Willner (WS)

■ Starting line-up Pts = Points scored [nn] = Captain
□ Substitute Atts = Attempts L = Libero
Opp = Opponent

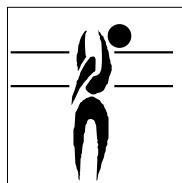
Name game jury president: *M. McHannon*
Signature: *Cespedes*





P-5 VOLLEYBALL • Players ranking by skills

XXIII Juegos Centro Americanos y del Caribe 2018



Best Scorers

Rk	No	Name	Team	Spike	Block	Serve	Total
1	7	Agamez Liberman (OP)	COL	71	8	8	87
2	5	Rodriguez Emerson (OP)	VEN	60	2	7	69
3	1	Vargas Daniel (OP)	MEX	41	3	3	47
4	19	Rivas Willner (WS)	VEN	36	4	2	42
5	11	Stewart Ryan (OP)	TTO	33	5	3	41
6	18	Legall Brandon (WS)	TTO	40	0	0	40
6	4	Ruiz De La Cruz Gonzalo (WS)	MEX	31	7	2	40
6	11	Verdi José (MB)	VEN	34	5	1	40
9	7	Valencia Edson (MB)	VEN	29	8	2	39
10	3	Chacon Wagner (WS)	GUA	28	5	5	38
11	11	Torres Maurice (OP)	PUR	29	3	5	37
12	2	Mergarejo Osniel (WS)	CUB	31	2	2	35
12	18	Lopez Miguel (WS)	CUB	29	3	3	35
12	10	Gutierrez Miguel (OP)	CUB	29	0	6	35
12	3	Contrera Elvis (WS)	DOM	31	2	2	35
12	17	Fayola Ronald (WS)	VEN	29	5	1	35
17	11	Barajas Jorge (WS)	MEX	33	0	1	34
18	2	Lopez Carlos (WS)	GUA	27	1	1	29
18	14	Martínez Jonathan (MB)	MEX	14	13	2	29
18	6	Machacon Humberto (WS)	COL	24	4	1	29
21	14	Honore Marc (MB)	TTO	19	7	1	27
21	5	Mendoza Renzo (MB)	COL	21	5	1	27
23	11	Caceres Jose (OP)	DOM	21	3	2	26
23	3	Adonis Herrera (WS)	COL	17	6	3	26
25	9	Osoria Livan (MB)	CUB	14	7	4	25
25	4	Hernandez Wilfrido (WS)	DOM	20	1	4	25
25	10	Hoyte Mikheil (MB)	TTO	19	6	0	25
25	1	Nery Jeyson (WS)	GUA	23	2	0	25
29	8	Mejia Leandro (MB)	COL	19	5	0	24
30	3	Guzman Pablo (WS)	PUR	20	0	3	23
30	13	Sánchez Sequiel (WS)	PUR	18	3	2	23
30	5	Concepcion Javier (MB)	CUB	13	7	3	23
30	1	Tapia Henry (OP)	DOM	22	0	1	23
34	12	Martinez Jose (MB)	MEX	14	6	2	22
35	15	Aragon Leonel (MB)	GUA	15	4	2	21
36	9	Maldonado Edgar (OP)	GUA	16	3	1	20
37	7	Frias Mario (MB)	DOM	14	3	2	19
38	10	Rangel Pedro (S)	MEX	6	9	3	18
38	14	Carabali Kevin (MB)	COL	13	2	3	18
40	8	Rivera Eddie (WS)	PUR	8	2	6	16
40	14	Chinchilla Brandon (MB)	GUA	11	4	1	16
40	1	Jimenez Ronald (WS)	COL	15	1	0	16
43	5	Bushe Akim (WS)	TTO	10	5	0	15
44	17	Colon Jessie (MB)	PUR	6	6	0	12
44	2	Barreto Jhonlenn (WS)	VEN	10	0	2	12
46	13	Ambuila Juan (S)	COL	3	4	4	11
46	15	Arias Luis (OP)	VEN	9	1	1	11
48	1	Morales Steven (MB)	PUR	7	2	1	10
48	8	Cruz Gabriel (MB)	MEX	4	5	1	10
50	12	Lopez Kevin (WS)	PUR	9	0	0	9
Total tournament				1.178	217	127	1.522





P-5 VOLLEYBALL • Players ranking by skills

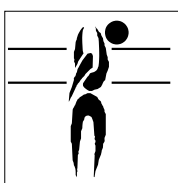
XXIII Juegos Centro Americanos y del Caribe 2018



Best Spikers

Limit: 15.00%

Rk	No	Name	Team	Spikes	Faults	Shots	Total Attempts	Succ. %
1	2	Mergarejo Osniel (WS)	CUB	31	4	11	46	67.39
2	11	Torres Maurice (OP)	PUR	29	3	15	47	61.70
3	18	Lopez Miguel (WS)	CUB	29	6	15	50	58.00
4	5	Rodriguez Emerson (OP)	VEN	60	21	28	109	55.05
5	4	Ruiz De La Cruz Gonzalo (WS)	MEX	31	6	20	57	54.39
6	11	Stewart Ryan (OP)	TTO	33	14	14	61	54.10
7	7	Agamez Liberman (OP)	COL	71	18	43	132	53.79
8	10	Gutierrez Miguel (OP)	CUB	29	14	13	56	51.79
9	13	Sánchez Sequiel (WS)	PUR	18	2	15	35	51.43
10	19	Rivas Willner (WS)	VEN	36	9	25	70	51.43
Total Tournament				1.178	411	805	2.394	49.21



Best Blockers

Rk	No	Name	Team	Kill Blocks	Faults	Rebounds	Total Attempts	Avg. by set
1	14	Martínez Jonathan (MB)	MEX	13	19	12	44	1.00
2	9	Osoria Livan (MB)	CUB	7	11	9	27	0.78
3	5	Concepcion Javier (MB)	CUB	7	13	4	24	0.78
4	10	Rangel Pedro (S)	MEX	9	11	10	30	0.69
5	17	Colon Jessie (MB)	PUR	6	9	2	17	0.67
6	14	Honore Marc (MB)	TTO	7	19	17	43	0.58
7	4	Ruiz De La Cruz Gonzalo (WS)	MEX	7	5	5	17	0.54
8	10	Hoyte Mikheil (MB)	TTO	6	9	11	26	0.50
9	7	Agamez Liberman (OP)	COL	8	12	6	26	0.50
10	7	Valencia Edson (MB)	VEN	8	23	21	52	0.47
Total Tournament				217	592	430	1.239	4.34



Best Servers


Rk	No	Name	Team	Aces	Faults	Serve Hits	Total Attempts	Avg. by set
1	8	Rivera Eddie (WS)	PUR	6	1	14	21	0.67
2	10	Gutierrez Miguel (OP)	CUB	6	7	25	38	0.67
3	11	Torres Maurice (OP)	PUR	5	4	22	31	0.56
4	7	Agamez Liberman (OP)	COL	8	17	31	56	0.50
5	9	Osoria Livan (MB)	CUB	4	3	32	39	0.44
6	5	Rodriguez Emerson (OP)	VEN	7	13	38	58	0.41
7	3	Chacon Wagner (WS)	GUA	5	4	30	39	0.38
8	4	Hernandez Wilfrido (WS)	DOM	4	6	30	40	0.36
9	3	Guzman Pablo (WS)	PUR	3	3	25	31	0.33
10	5	Concepcion Javier (MB)	CUB	3	3	23	29	0.33
Total Tournament				127	342	1.695	2.164	2.54





P-5 VOLLEYBALL • Players ranking by skills

XXIII Juegos Centro Americanos y del Caribe 2018




Best Diggers

Rk	No	Name	Team	Digs	Faults	Receptions	Total Attempts	Avg. by set
1	7	Garcia Yonder (L)	CUB	20	7	6	33	2.22
2	4	Del Valle Dennis (L)	PUR	15	3	4	22	1.67
3	5	Mieses Enger (L)	DOM	18	13	6	37	1.64
4	18	Legall Brandon (WS)	TTO	18	8	5	31	1.50
5	15	Mohammed Joshua (L)	TTO	18	19	15	52	1.50
6	4	Mata Héctor (L)	VEN	25	23	17	65	1.47
7	8	Santa Cruz Luis (L)	GUA	16	14	16	46	1.23
8	2	Mergarejo Osniel (WS)	CUB	10	4	3	17	1.11
9	15	Martinez Alan (L)	MEX	14	14	8	36	1.08
10	15	Ruiz Victor (L)	COL	16	15	6	37	1.00
Total Tournament				495	528	579	1.602	9.90



Best Setters

Rk	No	Name	Team	Running Sets	Faults	Still Sets	Total Attempts	Avg. by set
1	9	Carrasco Jose (S)	VEN	149	3	156	308	8.76
2	14	Goide Adrian (S)	CUB	74	2	69	145	8.22
3	10	Rangel Pedro (S)	MEX	102	1	106	209	7.85
4	13	Ambuila Juan (S)	COL	116	6	158	280	7.25
5	6	Perez Angel (S)	PUR	57	2	59	118	6.33
6	7	Ruano Adan (S)	GUA	71	6	159	236	5.46
7	10	Abreu Francisco (S)	DOM	48	1	109	158	4.36
8	8	Donald Kameron (S)	TTO	52	5	190	247	4.33
9	2	Goas Edgardo (S)	PUR	21	-	34	55	2.33
10	12	Arredondo Francisco (S)	DOM	21	1	47	69	1.91
Total Tournament				788	41	1.506	2.335	15.76



Best Receivers

Limit: 20.00%


Rk	No	Name	Team	Excellents	Faults	Serve Receptions	Total Attempts	Eff. %
1	7	Garcia Yonder (L)	CUB	29	-	11	40	72.50
2	3	Guzman Pablo (WS)	PUR	26	1	10	37	67.57
3	2	Garcia Jose (L)	COL	53	4	22	79	62.03
4	3	Adonis Herrera (WS)	COL	49	7	13	69	60.87
5	6	Machacon Humberto (WS)	COL	45	1	33	79	55.70
6	3	Contrera Elvis (WS)	DOM	38	4	20	62	54.84
7	4	Mata Héctor (L)	VEN	41	6	21	68	51.47
8	11	Barajas Jorge (WS)	MEX	63	13	31	107	46.73
9	18	Lopez Miguel (WS)	CUB	22	1	22	45	46.67
10	17	Fayola Ronald (WS)	VEN	62	3	65	130	45.38
Total Tournament				909	148	761	1.818	41.86





P-5 VOLLEYBALL • Players ranking by skills

XXIII Juegos Centro Americanos y del Caribe 2018



Best Liberos

Rk	No	Name	Team	Excellents	Faults	In play	Total attempts	Avg. by set
1	7	Garcia Yonder (L)	CUB	49	7	17	73	5.44
2	5	Mieses Enger (L)	DOM	48	18	28	94	4.36
3	2	Garcia Jose (L)	COL	64	10	28	102	4.00
4	4	Mata Héctor (L)	VEN	66	29	38	133	3.88
5	15	Mohammed Joshua (L)	TTO	41	25	39	105	3.42
6	8	Santa Cruz Luis (L)	GUA	40	17	38	95	3.08
7	24	Cabrera Arnel (L)	PUR	27	5	9	41	3.00
8	15	Martinez Alan (L)	MEX	37	19	26	82	2.85
9	4	Del Valle Dennis (L)	PUR	21	3	7	31	2.33
10	15	Ruiz Victor (L)	COL	21	15	6	42	1.31
11	5	Rangel Jesus (L)	MEX	13	4	6	23	1.00
12	12	Pineda Tirso (L)	GUA	10	5	9	24	0.77
13	9	Tolentino Braymer (L)	DOM	3	5	3	11	0.27
14	19	Salazar Lionnis (L)	CUB	1			1	0.11
15	3	Davidson Marley (L)	TTO	1		1	2	0.08
16	1	Briceno Regulo (L)	VEN	1	2		3	0.06





P-6 VOLLEYBALL • Teams ranking by skills

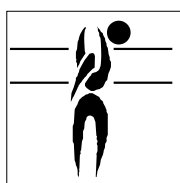
XXIII Juegos Centro Americanos y del Caribe 2018



Best Spikers

Limit: 15.00%

Rk	Team	Spikes	Faults	Shots	Total Attempts	Succ. %
1	CUB Cuba	125	32	52	209	59.81
2	PUR Puerto Rico	114	14	71	199	57.29
3	COL Colombia	199	62	110	371	53.64
4	MEX Mexico	155	31	119	305	50.82
5	VEN Venezuela	208	74	149	431	48.26
6	TTO Trinidad & Tobago	133	68	76	277	48.01
7	DOM Dominican Republic	122	51	91	264	46.21
8	GUA Guatemala	122	79	137	338	36.09
Total Tournament		1.178	411	805	2.394	49.21



Best Blockers

Rk	Team	Kill Blocks	Faults	Rebounds	Total Attempts	Avg. by set
1	MEX Mexico	49	73	62	184	3.77
2	CUB Cuba	25	60	38	123	2.78
3	PUR Puerto Rico	23	55	28	106	2.56
4	COL Colombia	36	105	60	201	2.25
5	TTO Trinidad & Tobago	23	59	63	145	1.92
6	VEN Venezuela	27	97	97	221	1.59
7	GUA Guatemala	20	80	49	149	1.54
8	DOM Dominican Republic	14	63	33	110	1.27
Total Tournament		217	592	430	1.239	4.34



Best Servers


Rk	Team	Aces	Faults	Serve Hits	Total Attempts	Avg. by set
1	PUR Puerto Rico	22	35	164	221	2.44
2	CUB Cuba	19	31	173	223	2.11
3	COL Colombia	22	71	265	358	1.38
4	MEX Mexico	17	48	234	299	1.31
5	VEN Venezuela	19	47	305	371	1.12
6	GUA Guatemala	13	24	211	248	1.00
6	DOM Dominican Republic	11	48	152	211	1.00
8	TTO Trinidad & Tobago	4	38	191	233	0.33
Total Tournament		127	342	1.695	2.164	2.54





P-6 VOLLEYBALL • Teams ranking by skills

XXIII Juegos Centro Americanos y del Caribe 2018



Best Diggers

Rk	Team	Digs	Faults	Receptions	Total Attempts	Avg. by set
1	CUB Cuba	55	38	37	130	6.11
2	PUR Puerto Rico	50	37	56	143	5.56
3	TTO Trinidad & Tobago	65	69	61	195	5.42
4	MEX Mexico	65	66	54	185	5.00
5	COL Colombia	77	69	75	221	4.81
6	VEN Venezuela	80	107	130	317	4.71
7	GUA Guatemala	57	79	112	248	4.38
8	DOM Dominican Republic	46	63	54	163	4.18
Total Tournament		495	528	579	1.602	9.90



Best Setters

Rk	Team	Running Sets	Faults	Still Sets	Total Attempts	Avg. by set
1	VEN Venezuela	176	6	233	415	10.35
2	MEX Mexico	117	2	170	289	9.00
3	PUR Puerto Rico	80	2	115	197	8.89
3	CUB Cuba	80	4	112	196	8.89
5	COL Colombia	131	10	228	369	8.19
6	GUA Guatemala	83	6	244	333	6.38
7	DOM Dominican Republic	69	3	187	259	6.27
8	TTO Trinidad & Tobago	52	8	217	277	4.33
Total Tournament		788	41	1.506	2.335	15.76



Best Receivers

Limit: 20.00%

Rk	Team	Excellents	Faults	Serve Receptions	Total Attempts	Eff. %
1	PUR Puerto Rico	80	6	48	134	55.22
2	CUB Cuba	77	5	58	140	51.43
3	COL Colombia	168	18	106	292	51.37
4	MEX Mexico	119	22	82	223	43.50
5	DOM Dominican Republic	110	21	86	217	41.01
6	VEN Venezuela	158	28	140	326	39.88
7	TTO Trinidad & Tobago	94	23	107	224	31.70
8	GUA Guatemala	103	25	134	262	29.77
Total Tournament		909	148	761	1.818	41.86





Agamez 39pts qualifies Colombia to Semifinals

BARRANQUILLA, Colombia, July 31, 2018. – Liberman Agamez scored 39 points to qualify Colombia to the men's volleyball semifinals of the 2018 Barranquilla XXIII Central American and Caribbean Tournament at Humberto Perea Coliseum.

Liberman Agamez scored impressive 39 points in Colombia's nail biting tie-break quarterfinal match to Venezuela 3-2 (23-25, 25-22, 26-28, 26-24, 15-13).

Earlier, Mexico joined the final four, easily defeating Guatemala 3-0 (25-12, 25-15, 25-11) in their quarterfinal.

In Wednesday's semifinals, Puerto Rico will play against Mexico, followed by the host Colombia facing Cuba.

Mexico 3, Guatemala 0

Mexico reached the men's volleyball tournament semifinals after defeating Guatemala 3-0 (25-12, 25-15, 25-11). Mexico will face Puerto Rico in Wednesday's semifinal match while Guatemala meets Dominican Republic in a classification match for 5-8 positions. Mexico used their complete list of players controlling the actions with no resistance from Guatemala. Mexico outnumbered Guatemala with huge advantage in every skill, with 36-18 in attacks, 16-2 in blocks and 7-2 in aces. Both teams scored 16 points on errors. Opposite Daniel Vargas of Mexico led all scorers with 12 points including 10 kills and middle blocker Gabriel Cruz contributed with 10 points including 5 blocks. Guatemala's top scorer was opposite Edgar Maldonado with 6 points.

Colombia 3, Venezuela 2

Liberman Agamez scored 39 points in Colombia's victory over Venezuela 3-2 (23-25, 25-22, 26-28, 26-24, 15-13) qualifying to the men's volleyball semifinals. Colombia's nail biting five-set victory was carried by its best weapon, Liberman Agamez, whose pounding force over the net scored on 30 kills and 3 blocks, in addition on 6 aces with unstoppable serves. Venezuela also pressured with strength, grabbing away the third set to Colombia while recovering from a 21-24 deficit that Colombia wasn't able to grasp. Liberman extended to the tie-break with his powerful serves, cheered by the noisy crowd that celebrated Colombia's huge victory. Adonis Herrera, Humberto Machacon and Leandro Mejía added 10 points apiece for Colombia. Venezuela's offensive was also on fire, with 31 points by Emerson Rodriguez, followed by Willner Rivas scoring 20 points and Jose Verdi with 10 points. Colombia edged Venezuela with huge 11-5 margin in blocks and 10-6 in aces; they also held advantage in attacks with 68-63 margin. Colombia committed more errors 38-26.

Colombia clasifica a Semifinales con 39pts de Agamez

BARRANQUILLA, Colombia, 31 de julio de 2018. – Liberman Agamez anotó 39 puntos para clasificar a Colombia a las semifinales el voleibol masculino de los XXIII Juegos Centroamericanos y del Caribe Barranquilla 2018 en el Coliseo Humberto Perea.

Liberman Agamez anotó impresionantes 39 puntos en el emocionante triunfo de cuartos de final en cinco sets de Colombia sobre Venezuela 3-2 (23-25, 25-22, 26-28, 26-24, 15-13).

Más temprano, México se unió a los cuatro finalistas, venciendo fácilmente a Guatemala 3-0 (25-12, 25-15, 25-11) en cuartos de final.

El miércoles se enfrentan en semifinales Puerto Rico ante México, seguido por el anfitrión Colombia ante Cuba.

México 3, Guatemala 0

México alcanzó las semifinales del torneo de voleibol masculino tras derrotar a Guatemala 3-0 (25-12, 25-15, 25-11). México se enfrentará a Puerto Rico en la semifinal del miércoles, mientras que Guatemala se medirá con República Dominicana en un juego de clasificación por las posiciones 5-8. México controló las acciones sin Resistencia de Guatemala, utilizando a su lista completa de jugadores. México superó a Guatemala con enorme ventaja en todas las habilidades de juego, con 26-18 en ataques, 16-2 en bloqueos y 7-2 en puntos de servicio. Ambos equipos anotaron 16 puntos a través de errores. El jugador opuesto Daniel Vargas de México fue el máximo anotador del juego con 12 puntos incluyendo 10 de ataque y el central Gabriel Cruz contribuyó con 10 puntos incluyendo 5 por bloqueo. El lidero en punteo de Guatemala fue el opuesto Edgar Maldonado con 6 puntos.

Colombia 3, Venezuela 2

Liberman Agamez anotó 39 puntos en el triunfo de Colombia sobre Venezuela 3-2 (23-25, 25-22, 26-28, 26-24, 15-13) clasificando a las semifinales. El emocionante triunfo en cinco sets del anfitrión Colombia tuvo en el opuesto Liberman Agamez su mejor arma, quien con su fuerza sobre la red anotó 30 puntos de ataque y 3 de bloqueo, así como su imparable servicio que aportó 6 puntos. Colombia se enfrentará a Cuba en semifinales. Venezuela también presionó con fuerza, arrebatándole a Colombia el tercer set recuperándose de un déficit de 21-24 que Colombia no supo resolver. Liberman extendió al desempate con su poderoso saque apoyado por el ruidoso público que celebró el triunfo colombiano. Adonis Herrera, Humberto Machacon y Leandro Mejía aportaron 10 puntos cada uno en el triunfo de Colombia. Venezuela no se quedó atrás con su ofensiva, a través de 31 puntos de Emerson Rodríguez, además de Willner Rivas anotando 20 puntos y José Verdi con 10 puntos. Colombia dominó a Venezuela con enorme ventaja de 11-5 en bloqueos y 10-6 en puntos de servicio; además superó en ataques por 68-63. Colombia cometió mayor cantidad de errores 38-26.