



U19 men

NORCECA
CONTINENTAL
CHAMPIONSHIP

San José • Costa Rica • June 4-11, 2018

molten
For the real game

MIZUNO

SPORT COURT

AFECAVOL
ASOCIACION DE FEDERACIONES CENTROAMERICANAS DE VOLEIBOL

FECOVOL
Federación Costarricense de Voleibol

FIVB
FEDERACION INTERNACIONAL DE VOLEIBOL

NORCECA

¡CON ENTREVISTAS A LOS DIRIGENTES!

NORCECA 2018 U19
MASCULINO
COSTA RICA
JUN 6-10

POR SÓLO:
\$8.00 USD
\$80.00 MXN

ITV
InterNet

Bulletin 3

June 7, 2018



**COMPETITION GYM -
GIMNASIO NACIONAL**

**TRAINING COURT - Gimnasio de
San Francisco de Dos Ríos**

FRIDAY, JUNE 8	08:00	HON (15:00)	GUA (15:00)
	09:30	USA (17:00)	CUB (17:00)
	11:00	CRC (19:00)	PUR (19:00)
	12:30		NCA (OFF)
	14:00		
	15:00	HON vs GUA	
	17:00	USA vs CUB	
	19:00	CRC vs PUR	
SATURDAY, JUNE 9	08:00		1ST B (17:00)
	9:00	2ND A vs 3RD B	
	9:30		1ST A (19:00)
	11:00	2ND B vs 3RD A	4TH B (OFF)
	12:30		
	14:00		
	17:00	1ST B vs WINNER OF M11* (or M10)	
	19:00	1ST A vs WINNER OF M10* (or M11)	
SUNDAY, JUNE 10	08:00	LOSER OF M10 (14:00)	LOSER OF M11 (14:00)
	09:00	LOSER OF M12 (16:00)	LOSER OF M13 (16:00)
	10:00	WINNER OF M12 (18:00)	WINNER OF M13 (18:00)
	11:00		
	14:00	LOSER OF M10 vs LOSER OF M11	
	16:00	LOSER OF M12 vs LOSER OF M13	
	18:00	WINNER OF M12 vs WINNER OF M13	



Competition Format and Match Schedule / Calendario y Formato de Competencia

GROUP - A

No.	Date	Time	Teams		Set	Result per set (points)					POINTS	TOTAL TIME
						1	2	3	4	5		
3	06-jun	19:00	PUERTO RICO	vs	NICARAGUA	3-0	25 - 12	25 - 11	25 - 20		75 - 43	1:08
6	07-jun	19:00	COSTA RICA	vs	NICARAGUA	3-1	25 - 21	23 - 25	25 - 14	27 - 25	100 - 85	1:50
9	08-jun	19:00	COSTA RICA	vs	PUERTO RICO							

GROUP - B

No.	Date	Time	Teams		Set	Result per set (points)					POINTS	TOTAL TIME
						1	2	3	4	5		
1	06-jun	15:00	GUATEMALA	vs	UNITED STATES	0-3	23 - 25	14 - 25	18 - 25		55 - 75	1:25
2	06-jun	17:00	CUBA	vs	HONDURAS	3-0	25 - 9	25 - 10	25 - 10		75 - 29	0:59
4	07-jun	15:00	CUBA	vs	GUATEMALA	3-0	25 - 13	25 - 12	25 - 18		75 - 43	1:08
5	07-jun	17:00	HONDURAS	vs	UNITED STATES	0-3	16 - 25	15 - 25	14 - 25		45 - 75	1:15
7	08-jun	15:00	HONDURAS	vs	GUATEMALA							
8	08-jun	17:00	UNITED STATES	vs	CUBA							

QUARTERFINALS

No.	Date	Time	Teams		Set	Result per set (points)					POINTS	TOTAL TIME
						1	2	3	4	5		
10	09-jun	09:00	2ND A	vs	3RD B							
11	09-jun	11:00	2ND B	vs	3RD A							

SEMIFINALS

No.	Date	Time	Teams		Set	Result per set (points)					POINTS	TOTAL TIME
						1	2	3	4	5		
12	09-jun	17:00	1ST B	vs	WINNER OF M11* (or M10)							
13	09-jun	19:00	1ST A	vs	WINNER OF M10* (or M11)							

FINAL CLASSIFICATION 5/6

No.	Date	Time	Teams		Set	Result per set (points)					POINTS	TOTAL TIME
						1	2	3	4	5		
14	10-jun	14:00	LOSER OF M10	vs	LOSER OF M11							

FINALS

No.	Date	Time	Teams		Set	Result per set (points)					POINTS	TOTAL TIME
						1	2	3	4	5		
15	10-jun	16:00	LOSER OF M12	vs	LOSER OF M13							
16	10-jun	18:00	WINNER OF M12	vs	WINNER OF M13							



P-4 VOLLEYBALL • Collated results & ranking



U 19 Boys NORCECA Continental Championship
Results of Thursday, 07' 7e 'June' 7e '2018

MATCH RESULTS

Group A

No	Date	Teams	Set	Result per set (points)					Total Points	Time	Spectators
				1	2	3	4	5			
3	06/06/2018	PUR - NCA	3-0	25-12	25-11	25-20			75- 43	1:08	100
6	07/06/2018	CRC - NCA	3-1	25-21	23-25	25-14	27-25		100- 85	1:50	250
9	08/06/2018	CRC - PUR									

Group B

No	Date	Teams	Set	Result per set (points)					Total Points	Time	Spectators
				1	2	3	4	5			
1	06/06/2018	GUA - USA	0-3	23-25	14-25	18-25			55- 75	1:25	200
2	06/06/2018	CUB - HON	3-0	25- 9	25-10	25-10			75- 29	0:59	150
4	07/06/2018	CUB - GUA	3-0	25-13	25-12	25-18			75- 43	1:08	75
5	07/06/2018	HON - USA	0-3	16-25	15-25	14-25			45- 75	1:15	200
7	08/06/2018	HON - GUA									
8	08/06/2018	USA - CUB									

TEAM RANKING

Group A

Rk	Code	Team	Matches				Results Details						Points			Sets		
			Pts	T	W	L	3-0	3-1	3-2	2-3	1-3	0-3	W	L	Ratio	W	L	Ratio
1	PUR	Puerto Rico	5	1	1	0	1	0	0	0	0	0	75	43	1.744	3	0	MAX
2	CRC	Costa Rica	4	1	1	0	0	1	0	0	0	100	85	1.176	3	1	3.000	
3	NCA	Nicaragua	1	2	0	2	0	0	0	0	1	128	175	0.731	1	6	0.167	

Group B

Rk	Code	Team	Matches				Results Details						Points			Sets		
			Pts	T	W	L	3-0	3-1	3-2	2-3	1-3	0-3	W	L	Ratio	W	L	Ratio
1	CUB	Cuba	10	2	2	0	2	0	0	0	0	150	72	2.083	6	0	MAX	
2	USA	United States	10	2	2	0	2	0	0	0	0	150	100	1.500	6	0	MAX	
3	GUA	Guatemala	0	2	0	2	0	0	0	0	2	98	150	0.653	0	6		
4	HON	Honduras	0	2	0	2	0	0	0	0	2	74	150	0.493	0	6		





P-2 VOLLEYBALL • Match result



U 19 Boys NORCECA Continental Championship Group B

Match: 4 **Date:** 07/06/2018 **Spectators:** 75
City: San Jose, Costa Rica
Hall: Gimnasio Nacional
Match duration: **Start:** 15:00 **End:** 16:08 **Total:** 1:08

Teams	Sets	1	2	3	4	5	Total
CUB	3	25	25	25			75
GUA	0	13	12	18			43
Set duration		0:21	0:19	0:22			1:02

Referees: Martinez, Jessy (NCA) & Laforest, Edgar (PUR)

CUB • Cuba		1	2	3	4	5	Pts
1	Gutierrez Suarez Jose Miguel (WS)	■	■	■			14
2	Thondike Mejias Christian Manuel (S)	■	■	■			10
7 L	Gomez Alonso Ricardo (L)	L	L	L			
8	Chirino Callam Adrian (S)	□	□	□			1
9	Gonzalez Rodriguez Alejandro Miguel (MB)		□	□			
10	Bolaños Vera Gustavo (WS)		□	□			
11	Ibar Menendez Reynier (MB)	■	■	■			6
14	Allen Serrano Luis Vidal (MB)	■	■	■			6
16	Andreu Flores Victor Ramon (WS)	■	■	■			7
19	Ramirez Masso Alexei (OP)	■	■	■			7
20	Hernandez Hernandez Eduardo Sergio (OP)	□	□	□			3

Coach: MARIO RAUL IZQUIERDO (CUB)
Assistant: GERARDO NODARSE GALV (CUB)

GUA • Guatemala		1	2	3	4	5	Pts
1	Gamboa Quiñonez Francisco Alejandro (WS)				■		1
2	Estrada Juárez Walter Josué (S)	■	■	■			
4	Hoil Ortega Kevin Carlos (WS)	■	■	■			3
6	Caballeros Sanchez Carlos David (OP)		□	□			1
7 L	Alvarado Amperez Angel Alexander (L)	L	L	L			
8	Ralon Bolaños Daniel Alejandro (S)	□	□	□			
9	Zuñiga Cámbara José Francisco (OP)	■	■	■			4
10 L	Escobar Sanchez Hugo Fernando (L)						
11	Mejia Morales Edwin Estuardo (MB)	■	■	■			2
12	Ismalej Ixpata David Aimar (WS)	■	■	■			4
15	Hernández de León Jason Omar (MB)	■	■	■			
17	Gonzalez Alvarez Mario Salomon (MB)						

Coach: Luis Fernando Castañ (GUA)
Assistant: Julio Roberto Reyes (GUA)

TEAMS AND PLAYERS PERFORMANCES

Won Pts	Total Atts	No Name	Scoring Skills	Won Pts	Total Atts	No Name
37	58	Total Team		12	55	Total Team
13	18	1 Gutierrez Suarez Jose	Spike	4	14	12 Ismalej Ixpata David Aimar
7	10	19 Ramirez Masso Alexei (OP)		4	13	9 Zuñiga Cámbara José
7	27	Total Team	Block	1	17	Total Team
4	7	2 Thondike Mejias Christian		1	5	11 Mejia Morales Edwin
2	5	11 Ibar Menendez Reynier	Serve	2	43	Total Team
10	74	Total Team		1	6	11 Mejia Morales Edwin
3	9	16 Andreu Flores Victor Ramon	Opp. error	1	3	6 Caballeros Sanchez Carlos
3	13	14 Allen Serrano Luis Vidal	Total	28		Total Team
21		Total Team		43	115	Total Team
75	159	Total Team				

14	33	1 Gutierrez Suarez Jose	Best Scorer	4	20	9 Zuñiga Cámbara José
----	----	-------------------------	--------------------	---	----	-----------------------

Excellent	Total Atts	No Name	Non scoring Skills	Excellent	Total Atts	No Name
10	34	Total Team		2	47	Total Team
3	4	16 Andreu Flores Victor Ramon	Dig	1	5	12 Ismalej Ixpata David Aimar
3	6	19 Ramirez Masso Alexei (OP)		1	16	7 Alvarado Amperez Angel
18	50	Total Team	Set	4	54	Total Team
18	42	2 Thondike Mejias Christian		3	36	2 Estrada Juárez Walter
17	35	Total Team	Reception	18	62	Total Team
11	15	7 Gomez Alonso Ricardo (L)	Success - Faults	8	23	4 Hoil Ortega Kevin Carlos
3	8	1 Gutierrez Suarez Jose	# Attempts			

■ Starting line-up Pts = Points scored [nn] = Captain
□ Substitute Atts = Attempts L = Libero
Opp = Opponent





P-2 VOLLEYBALL • Match result



U 19 Boys NORCECA Continental Championship Group B

Match: 5 **Date:** 07/06/2018 **Spectators:** 200
City: San Jose, Costa Rica
Hall: Gimnasio Nacional
Match duration: **Start:** 17:00 **End:** 18:15 **Total:** 1:15

Teams	Sets	1	2	3	4	5	Total
HON	0	16	15	14			45
USA	3	25	25	25			75
Set duration		0:25	0:22	0:22			1:09

Referees: Hernandez, Yeimy (DOM) & Mejia, Raul (GUA)

HON • Honduras		1	2	3	4	5	Pts
1	Gernat Flefil Matthew (S)						
2	Orellana Figueroa Luis (S)						
4	Palma Lagos Roberto (WS)						
5	L Cruz Velasquez Ubaldo (L)	L	L	L			
6	Garcia Cardona Gabriel (MB)						
9	Escoto Archaga Allan (WS)						3
10	Azar Alvarez Joseph (WS)						
12	Aguirre Zambrano Rodrigo (MB)						
13	Arriola Benedith David (S)						
16	Pineda Laguna David (MB)						2
17	Santos Zuniga Jorge (MB)						2
23	Paredes Vargas Rufo (OP)						2

Coach: Alejandro Castillo R (HON)
Assistant: Maynor Casasola Robl (HON)

USA • United States		1	2	3	4	5	Pts
2	Karlous Joseph (S)						
3	L Briggs Mason (L)	L	L	L			
4	Knipe Aidan (S)						1
5	Tangutur Akhil (WS)						5
10	Smith Ethan (MB)						1
12	Deluzio Joseph (WS)						
13	Knight Alexander (WS)						13
14	Hartley James (WS)						6
15	Hill Ethan (MB)						7
16	Godbold Clarke (OP)						4
18	Solan Scott (OP)						7
19	Gates Nathaniel (MB)						6

Coach: Keller, Brad (USA)
Assistant: MacRae, Nicholas (USA)

TEAMS AND PLAYERS PERFORMANCES

Won Pts	Total Atts	No Name	Scoring Skills	Won Pts	Total Atts	No Name
7	53	Total Team		39	68	Total Team
2	12	16 Pineda Laguna David (MB)	Spike	7	14	13 Knight Alexander (WS)
2	10	9 Escoto Archaga Allan (WS)		6	7	14 Hartley James (WS)
2	15	Total Team	Block	6	20	Total Team
1	3	9 Escoto Archaga Allan (WS)		2	4	15 Hill Ethan (MB)
1	2	17 Santos Zuniga Jorge (MB)	Serve	1	1	5 Tangutur Akhil (WS)
0	47	Total Team		5	73	Total Team
			Opp. error	5	14	13 Knight Alexander (WS)
36		Total Team		25		Total Team
45	115	Total Team	Total	75	161	Total Team
3	21	9 Escoto Archaga Allan (WS)	Best Scorer	13	35	13 Knight Alexander (WS)
Excellent	Total Atts	No Name	Non scoring Skills	Excellent	Total Atts	No Name
0	65	Total Team		9	39	Total Team
			Dig	5	11	3 Briggs Mason (L)
1	44	Total Team		2	5	14 Hartley James (WS)
1	9	1 Gernat Flefil Matthew (S)	Set	15	63	Total Team
13	48	Total Team		13	31	4 Knipe Aidan (S)
4	12	9 Escoto Archaga Allan (WS)	Reception	24	39	Total Team
5	18	16 Pineda Laguna David (MB)	Success - Faults	8	9	14 Hartley James (WS)
			# Attempts	8	12	3 Briggs Mason (L)

■ Starting line-up Pts = Points scored [nn] = Captain
□ Substitute Atts = Attempts L = Libero
Opp = Opponent





P-2 VOLLEYBALL • Match result

U 19 Boys NORCECA Continental Championship
Group A



Match: 6 **Date:** 07/06/2018 **Spectators:** 250
City: San Jose, Costa Rica
Hall: Gimnasio Nacional
Match duration: **Start:** 19:00 **End:** 20:50 **Total:** 1:50

Teams	Sets	1	2	3	4	5	Total
CRC	3	25	23	25	27		100
NCA	1	21	25	14	25		85
Set duration		0:23	0:26	0:23	0:29		1:41

Referees: Stanley, William (USA) & Pardo, Jose (CUB)

CRC • Costa Rica		1	2	3	4	5	Pts
1	ALFARO ALFARO KENDALL (S)					<input type="checkbox"/>	
2	L VARGAS ARIK KEREM (L)	L	L	L	L		
5	GUZMAN OROZCO JEFFERSON (WS)	■	■	■	■		13
6	Dowshel Jekeal Mc Donald Smith (OP)	■	■	■	■		15
7	Deykel Steven Smith Smith (WS)	■	■	■	■		15
8	DIAZ LOPEZ RELLY NIHAT (MB)					<input type="checkbox"/>	
10	MIRANDA PANIAGUA FREIDZER (WS)					<input type="checkbox"/>	
11	Arrieta Arce Juan Diego (MB)	■	■	■	■		8
12	Yeyco Steven Jimenez Alvarez (MB)	■	■	■	■		8
13	VARGAS QUESADA ALVARO (WS)					<input type="checkbox"/>	
15	CRUZ CORRALES JUSTIN (S)	■	■	■	■		5
20	ALFARO ARIAS REYMAN (OP)					<input type="checkbox"/>	1

Coach: JUAN ACUÑA GAMBOA
Assistant: PABLO ACUÑA CAMPOS

NCA • Nicaragua		1	2	3	4	5	Pts
1	Cano Osorio Josue (WS)	■	■	■	■		6
2	Sacasa Sacasa Milton (OP)			<input type="checkbox"/>	<input type="checkbox"/>		
3	Calero Obando Ramces Josue (S)	<input type="checkbox"/>	<input type="checkbox"/>	<input type="checkbox"/>	<input type="checkbox"/>		
4	Lozano Steven (WS)	<input type="checkbox"/>	<input type="checkbox"/>	<input type="checkbox"/>	■		4
5	L Carcache Aguilar Jordan (L)	L	L	L	L		
6	Zamora Morales Axel (OP)	■	■	■			8
7	Bermudez Gonzalez Ronaldo Luis (MB)	■	■	■	■		4
8	Monterrey Perez David Alejandro (WS)						
9	Cerda Ronny (S)	■	■	■	■		3
10	Sandoval Bravo Marcial (WS)	■	■	■	■		10
11	Maltez Hansley Josue (MB)	■	■	■	■		2
12	Morales Arostegui Ismat Josue (MB)						

Coach: MENA JORGE (NCA)
Assistant: ESCORCIA BENITO (NCA)

TEAMS AND PLAYERS PERFORMANCES

Won Pts	Total Atts	No Name	Scoring Skills	Won Pts	Total Atts	No Name
44	143	Total Team		27	132	Total Team
12	35	7 Deykel Steven Smith Smith	Spike	9	48	10 Sandoval Bravo Marcial
12	41	5 GUZMAN OROZCO		6	26	6 Zamora Morales Axel (OP)
16	59	Total Team	Block	6	48	Total Team
4	7	15 CRUZ CORRALES JUSTIN		2	16	7 Bermudez Gonzalez
4	13	11 Arrieta Arce Juan Diego		1	3	6 Zamora Morales Axel (OP)
5	99	Total Team	Serve	4	86	Total Team
1	19	12 Yeyco Steven Jimenez		2	15	1 Cano Osorio Josue (WS)
1	22	5 GUZMAN OROZCO		1	16	4 Lozano Steven (WS)
35		Total Team	Opp. error	48		Total Team
100	301	Total Team	Total	85	266	Total Team

15	55	6 Dowshel Jekeal Mc Donald	Best Scorer	10	63	10 Sandoval Bravo Marcial
----	----	----------------------------	-------------	----	----	---------------------------

Excellent	Total Atts	No Name	Non scoring Skills	Excellent	Total Atts	No Name
20	117	Total Team		24	140	Total Team
15	39	2 VARGAS ARIK KEREM (L)	Dig	19	56	5 Carcache Aguilar Jordan (L)
3	25	5 GUZMAN OROZCO		1	7	6 Zamora Morales Axel (OP)
13	114	Total Team	Set	9	99	Total Team
13	113	15 CRUZ CORRALES JUSTIN		9	93	9 Cerda Ronny (S)
27	81	Total Team	Reception	19	75	Total Team
16	30	2 VARGAS ARIK KEREM (L)	Success - Faults	11	29	5 Carcache Aguilar Jordan (L)
8	22	5 GUZMAN OROZCO	# Attempts			

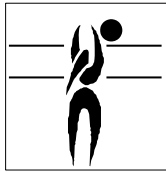
■ Starting line-up Pts = Points scored [nn] = Captain
 Substitute Atts = Attempts L = Libero
 Opp = Opponent





P-5 VOLLEYBALL • Players ranking by skills

U 19 Boys NORCECA Continental Championship



Best Scorers

Rk	No	Name	Team	Spike	Block	Serve	Total
1	1	Gutierrez Suarez Jose Miguel (WS)	CUB	22	1	2	25
2	13	Knight Alexander (WS)	USA	12	2	5	19
2	2	Thondike Mejias Christian Manuel (S)	CUB	8	7	4	19
4	16	Andreu Flores Victor Ramon (WS)	CUB	8	3	7	18
4	1	Cano Osorio Josue (WS)	NCA	14	0	4	18
6	19	Ramirez Masso Alexei (OP)	CUB	15	1	1	17
6	15	Hill Ethan (MB)	USA	13	2	2	17
8	10	Sandoval Bravo Marcial (WS)	NCA	15	1	0	16
9	7	Deykel Steven Smith Smith (WS)	CRC	12	3	0	15
9	6	Dowshel Jekeal Mc Donald Smith (OP)	CRC	11	3	1	15
9	14	Allen Serrano Luis Vidal (MB)	CUB	7	2	6	15
12	5	GUZMAN OROZCO JEFFERSON (WS)	CRC	12	0	1	13
13	6	Zamora Morales Axel (OP)	NCA	10	1	1	12
14	16	Godbold Clarke (OP)	USA	9	2	0	11
14	11	Ibar Menendez Reynier (MB)	CUB	8	3	0	11
16	18	Solan Scott (OP)	USA	7	2	1	10
17	5	Negron Sebastian (OP)	PUR	8	1	0	9
17	6	Hernandez Wilmer (WS)	PUR	6	1	2	9
17	10	Smith Ethan (MB)	USA	8	1	0	9
17	19	Gates Nathaniel (MB)	USA	8	1	0	9
21	12	Yeyco Steven Jimenez Alvarez (MB)	CRC	6	1	1	8
21	11	Arrieta Arce Juan Diego (MB)	CRC	3	4	1	8
21	4	Hoil Ortega Kevin Carlos (WS)	GUA	8	0	0	8
21	12	Ismalej Ixpata David Aimar (WS)	GUA	8	0	0	8
25	9	Zuñiga Cámbara José Francisco (OP)	GUA	7	0	0	7
25	14	Hartley James (WS)	USA	7	0	0	7
25	5	Tangutur Akhil (WS)	USA	6	1	0	7
28	7	Adames Emanuel (MB)	PUR	5	1	0	6
28	1	Hoyos Omar (WS)	PUR	2	3	1	6
28	16	Pineda Laguna David (MB)	HON	6	0	0	6
28	20	Hernandez Hernandez Eduardo Sergio (OP)	CUB	4	2	0	6
32	15	CRUZ CORRALES JUSTIN (S)	CRC	0	4	1	5
33	13	Davila Jose (MB)	PUR	4	0	0	4
33	23	Paredes Vargas Rufo (OP)	HON	4	0	0	4
33	9	Escoto Archaga Allan (WS)	HON	3	1	0	4
33	4	Knipe Aidan (S)	USA	2	2	0	4
33	11	Mejia Morales Edwin Estuardo (MB)	GUA	0	2	2	4
33	4	Lozano Steven (WS)	NCA	3	0	1	4
33	7	Bermudez Gonzalez Ronaldo Luis (MB)	NCA	2	2	0	4
40	3	Santa Cruz Carlos (OP)	PUR	3	0	0	3
40	8	Berrios Juan (S)	PUR	1	1	1	3
40	9	Cerda Ronny (S)	NCA	2	1	0	3
43	11	Marin Juan (MB)	PUR	2	0	0	2
43	2	Ramirez Roberto (S)	PUR	1	0	1	2
43	12	Deluzio Joseph (WS)	USA	2	0	0	2
43	6	Garcia Cardona Gabriel (MB)	HON	2	0	0	2
43	17	Santos Zuniga Jorge (MB)	HON	1	1	0	2
43	2	Karlous Joseph (S)	USA	1	0	1	2
43	11	Maltez Hansley Josue (MB)	NCA	1	1	0	2
50	9	Rosich Oliver Diego (WS)	PUR	0	1	0	1
Total tournament				313	66	51	430





Best Spikers

Limit: 15.00%

Rk	No	Name	Team	Spikes	Faults	Shots	Total Attempts	Succ. %
1	19	Ramirez Masso Alexei (OP)	CUB	15	2	4	21	71.43
2	1	Gutierrez Suarez Jose Miguel (WS)	CUB	22	3	10	35	62.86
3	5	Negron Sebastian (OP)	PUR	8	2	5	15	53.33
4	13	Knight Alexander (WS)	USA	12	2	11	25	48.00
5	16	Godbold Clarke (OP)	USA	9	6	5	20	45.00
6	6	Hernandez Wilmer (WS)	PUR	6	2	6	14	42.86
7	7	Deykel Steven Smith Smith (WS)	CRC	12	5	18	35	34.29
8	1	Cano Osorio Josue (WS)	NCA	14	10	17	41	34.15
9	4	Hoil Ortega Kevin Carlos (WS)	GUA	8	8	8	24	33.33
10	9	Zuñiga Cámbara José Francisco (OP)	GUA	7	7	8	22	31.82
Total Tournament				313	189	414	916	34.17



Best Blockers

Rk	No	Name	Team	Kill Blocks	Faults	Rebounds	Total Attempts	Avg. by set
1	2	Thondike Mejias Christian Manuel (S)	CUB	7	2	3	12	1.17
2	1	Hoyos Omar (WS)	PUR	3	-	4	7	1.00
2	15	CRUZ CORRALES JUSTIN (S)	CRC	4	-	3	7	1.00
4	11	Arrieta Arce Juan Diego (MB)	CRC	4	2	7	13	1.00
5	7	Deykel Steven Smith Smith (WS)	CRC	3	1	3	7	0.75
6	6	Dowshel Jekeal Mc Donald Smith (OP)	CRC	3	2	3	8	0.75
7	11	Ibar Menendez Reynier (MB)	CUB	3	2	4	9	0.50
8	16	Andreu Flores Victor Ramon (WS)	CUB	3	3	-	6	0.50
9	5	Negron Sebastian (OP)	PUR	1	-	-	1	0.33
9	9	Rosich Oliver Diego (WS)	PUR	1	-	1	2	0.33
Total Tournament				66	104	148	318	3.47



Best Servers


Rk	No	Name	Team	Aces	Faults	Serve Hits	Total Attempts	Avg. by set
1	16	Andreu Flores Victor Ramon (WS)	CUB	7	4	11	22	1.17
2	14	Allen Serrano Luis Vidal (MB)	CUB	6	2	17	25	1.00
3	13	Knight Alexander (WS)	USA	5	6	15	26	0.83
4	6	Hernandez Wilmer (WS)	PUR	2	1	9	12	0.67
5	2	Thondike Mejias Christian Manuel (S)	CUB	4	3	13	20	0.67
6	1	Cano Osorio Josue (WS)	NCA	4	3	16	23	0.57
7	2	Ramirez Roberto (S)	PUR	1	-	6	7	0.33
7	8	Berrios Juan (S)	PUR	1	-	12	13	0.33
9	1	Hoyos Omar (WS)	PUR	1	1	6	8	0.33
9	12	Mercado Tirado Carlos Adrian (WS)	PUR	1	1	6	8	0.33
Total Tournament				51	150	573	774	2.68





P-5 VOLLEYBALL • Players ranking by skills

U 19 Boys NORCECA Continental Championship



Best Diggers

Rk	No	Name	Team	Digs	Faults	Receptions	Total Attempts	Avg. by set
1	2	VARGAS ARIK KEREM (L)	CRC	15	3	21	39	3.75
2	5	Carcache Aguilar Jordan (L)	NCA	22	13	42	77	3.14
3	3	Briggs Mason (L)	USA	9	2	16	27	1.50
4	4	Acevedo Jorge (L)	PUR	4	2	12	18	1.33
5	19	Ramirez Masso Alexei (OP)	CUB	5	2	8	15	0.83
6	7	Gomez Alonso Ricardo (L)	CUB	5	4	10	19	0.83
7	5	GUZMAN OROZCO JEFFERSON (WS)	CRC	3	8	14	25	0.75
8	16	Andreu Flores Victor Ramon (WS)	CUB	4	-	2	6	0.67
9	12	Ismalej Ixpata David Aimar (WS)	GUA	4	5	8	17	0.67
10	1	Gutierrez Suarez Jose Miguel (WS)	CUB	3	-	11	14	0.50
Total Tournament				109	231	434	774	5.74



Best Setters

Rk	No	Name	Team	Running Sets	Faults	Still Sets	Total Attempts	Avg. by set
1	2	Thondike Mejias Christian Manuel (S)	CUB	38	2	46	86	6.33
2	4	Knipe Aidan (S)	USA	23	2	25	50	3.83
3	15	CRUZ CORRALES JUSTIN (S)	CRC	13	2	98	113	3.25
4	9	Cerda Ronny (S)	NCA	17	4	152	173	2.43
5	2	Karlous Joseph (S)	USA	12	2	50	64	2.00
6	1	Gernat Flefil Matthew (S)	HON	7	1	18	26	1.17
7	8	Berrios Juan (S)	PUR	3	1	32	36	1.00
8	2	Ramirez Roberto (S)	PUR	3	1	19	23	1.00
9	2	Estrada Juárez Walter Josué (S)	GUA	6	5	66	77	1.00
10	13	Arriola Benedith David (S)	HON	3	1	72	76	0.50
Total Tournament				128	25	624	777	6.74



Best Receivers

Limit: 20.00%


Rk	No	Name	Team	Excellents	Faults	Serve Receptions	Total Attempts	Eff. %
1	7	Gomez Alonso Ricardo (L)	CUB	17	-	8	25	68.00
2	14	Hartley James (WS)	USA	13	1	4	18	66.67
3	3	Briggs Mason (L)	USA	16	-	15	31	51.61
4	2	VARGAS ARIK KEREM (L)	CRC	16	2	12	30	46.67
5	5	Carcache Aguilar Jordan (L)	NCA	24	2	31	57	38.60
6	6	Hernandez Wilmer (WS)	PUR	3	-	5	8	37.50
7	1	Gutierrez Suarez Jose Miguel (WS)	CUB	7	1	9	17	35.29
8	5	GUZMAN OROZCO JEFFERSON (WS)	CRC	8	1	13	22	31.82
9	16	Andreu Flores Victor Ramon (WS)	CUB	5	1	10	16	25.00
10	4	Acevedo Jorge (L)	PUR	4	-	13	17	23.53
Total Tournament				199	54	367	620	23.39





P-5 VOLLEYBALL • Players ranking by skills

U 19 Boys NORCECA Continental Championship



Best Liberos

Rk	No	Name	Team	Excellents	Faults	In play	Total attempts	Avg. by set
1	2	VARGAS ARIK KEREM (L)	CRC	31	5	33	69	7.75
2	5	Carcache Aguilar Jordan (L)	NCA	46	15	73	134	6.57
3	3	Briggs Mason (L)	USA	25	2	31	58	4.17
4	7	Gomez Alonso Ricardo (L)	CUB	22	4	18	44	3.67
5	4	Acevedo Jorge (L)	PUR	8	2	25	35	2.67
6	7	Alvarado Amperez Angel Alexander (L)	GUA	12	21	28	61	2.00
7	5	Cruz Velasquez Ubaldo (L)	HON	8	26	40	74	1.33
8	10	Escobar Sanchez Hugo Fernando (L)	GUA					





P-6 VOLLEYBALL • Teams ranking by skills

U 19 Boys NORCECA Continental Championship



Best Spikers

Limit: 15.00%

Rk	Team	Spikes	Faults	Shots	Total Attempts	Succ. %
1	CUB Cuba	73	14	35	122	59.84
2	USA United States	75	20	34	129	58.14
3	PUR Puerto Rico	32	6	31	69	46.38
4	CRC Costa Rica	44	23	76	143	30.77
5	GUA Guatemala	24	31	54	109	22.02
6	NCA Nicaragua	47	60	116	223	21.08
7	HON Honduras	18	35	68	121	14.88
Total Tournament		313	189	414	916	34.17



Best Blockers

Rk	Team	Kill Blocks	Faults	Rebounds	Total Attempts	Avg. by set
1	CRC Costa Rica	16	10	33	59	4.00
2	CUB Cuba	19	19	14	52	3.17
3	PUR Puerto Rico	8	9	19	36	2.67
4	USA United States	13	13	16	42	2.17
5	NCA Nicaragua	6	25	39	70	0.86
6	HON Honduras	2	12	12	26	0.33
6	GUA Guatemala	2	16	15	33	0.33
Total Tournament		66	104	148	318	3.47



Best Servers


Rk	Team	Aces	Faults	Serve Hits	Total Attempts	Avg. by set
1	CUB Cuba	21	21	105	147	3.50
2	PUR Puerto Rico	6	10	58	74	2.00
3	USA United States	9	49	88	146	1.50
4	CRC Costa Rica	5	24	70	99	1.25
5	NCA Nicaragua	6	12	112	130	0.86
6	GUA Guatemala	4	21	75	100	0.67
7	HON Honduras	-	13	65	78	
Total Tournament		51	150	573	774	2.68





P-6 VOLLEYBALL • Teams ranking by skills

U 19 Boys NORCECA Continental Championship



Best Diggers

Rk	Team	Digs	Faults	Receptions	Total Attempts	Avg. by set
1	CRC Costa Rica	20	21	76	117	5.00
2	NCA Nicaragua	30	60	117	207	4.29
3	CUB Cuba	20	9	59	88	3.33
4	USA United States	18	11	50	79	3.00
5	PUR Puerto Rico	6	11	37	54	2.00
6	GUA Guatemala	10	56	38	104	1.67
7	HON Honduras	5	63	57	125	0.83
Total Tournament		109	231	434	774	5.74



Best Setters

Rk	Team	Running Sets	Faults	Still Sets	Total Attempts	Avg. by set
1	CUB Cuba	39	3	56	98	6.50
2	USA United States	35	4	75	114	5.83
3	CRC Costa Rica	13	2	99	114	3.25
4	NCA Nicaragua	17	5	160	182	2.43
5	PUR Puerto Rico	6	2	51	59	2.00
6	HON Honduras	10	3	92	105	1.67
7	GUA Guatemala	8	6	91	105	1.33
Total Tournament		128	25	624	777	6.74



Best Receivers

Limit: 20.00%

Rk	Team	Excellents	Faults	Serve Receptions	Total Attempts	Eff. %
1	USA United States	44	2	35	81	51.85
2	CUB Cuba	30	2	30	62	45.16
3	CRC Costa Rica	27	4	50	81	28.40
4	NCA Nicaragua	37	11	91	139	18.71
5	GUA Guatemala	32	15	62	109	15.60
6	PUR Puerto Rico	8	3	26	37	13.51
7	HON Honduras	21	17	73	111	3.60
Total Tournament		199	54	367	620	23.39





Cuba and USA on the right trail at NORCECA U19 Boys' Championship

SAN JOSE, Costa Rica, June 7, 2018.- Cuba and United States are on the right trail with two wins on two outings at the NORCECA U19 Boys' Continental Championship in their path to qualify to the FIVB age-group World Championship next year.

In day two of competition, both Cuba and United States moved forward in pool B while crushing their Central American counterparts, Guatemala and Honduras respectively. In pool A, hosts Costa Rica started their campaign defeating a spirited Nicaragua in four sets.

The preliminary round concludes on Friday with, United States (2-0) and Cuba (2-0) battling for first position in pool B, while Honduras (0-2) meets Guatemala for third place. Puerto Rico (1-0) and Costa Rica (1-0) will play for first place in pool A.

Cuba 3, Guatemala 0

Cuba swept Guatemala in straight sets (25-13, 25-12, 25-18). Cuba is moving forward in pool B, with two wins in the same amount of outings. Cuba's serves (10-2) were too much for Guatemala who struggled with various inconsistencies in their performance. Cuba also held a huge 37-12 margin in kills and 7-1 advantage in blocking. In errors, Cuba finished with 28 and Guatemala with 21. Cuba's offense was led by wing spiker Jose Miguel Gutierrez with 14 points on 13 kills; setter Christian Thondike scored 10 points, while opposite Alexei Ramirez and wing spiker Victor Andreu contributed with 7 points apiece.

United States 3, Honduras 0

With another rock solid performance in group B, United States beat Honduras 3-0 (25-16, 25-15, 14). The US players still had a rocky beginning just like their first match of the event but had no difficulties to move forward with every player having the chance to chip in their second victory. United States easily kept their undefeated mark with an overpowering 39-7 margin in kills, 6-2 margin in blocking and 5-0 in service points. The US allowed 36 points on unforced errors while Honduras committed 25. USA wing spiker Alexander Knight aced his way with five serving points, scoring 13 points for a match-high. Opposite Scott Solan and middle blocker Ethan Hill registered seven points each. With their second victory, the United States (2-0) is set to battle against Cuba (2-0) for top spot in pool B and advanced directly into semifinals.

Costa Rica 3, Nicaragua 1

Costa Rica started their NORCECA U19 Continental Championship campaign beating Nicaragua 3-1 (25-21, 23-25, 25-14, 27-25). Host Costa Rica used a balanced offense to control Nicaragua that recovered from a seven point deficit (6-13) winning set two and battle neck to neck in the longest match of the event until now. Costa Rica subdued their Central American neighbors by huge margins in attacks (44-27) and (16-6) in blocks, and a slim 5-4 advantage in aces. Costa Rica scored on 35 opponent errors while committing 48 of their own. Opposite Dowshel Mc Donald and wing spiker Deykel Smith led Costa Rica with 15 points each, and wing spiker Jefferson Guzman tallied 13 points. Wing spiker Marcial Sandoval topped Nicaragua with 10 points, followed by opposite Axel Zamora



with 8 points. Costa Rica (1-0) concludes the preliminary round on Friday facing Puerto Rico (1-0) to top pool A and Nicaragua (0-2) finishes in third place and awaits their opponent in Saturday's quarterfinal.

Cuba y EEUU por buen camino en NORCECA Sub-19 Masculino

SAN JOSE, Costa Rica, 7 de junio de 2018.- Cuba y Estados Unidos van por buen camino con dos victorias en dos salidas en el Campeonato Continental NORCECA Sub-19 Masculino rumbo a buscar su clasificación al Campeonato FIVB de la categoría el próximo año.

En el segundo día de competencia, Cuba y Estados Unidos avanzaron en el grupo B imponiéndose contundentemente a sus rivales centroamericanos, Guatemala y Honduras respectivamente. En el grupo A, el anfitrión Costa Rica debutó derrotando a un energético equipo de Nicaragua in cuatro sets.

La ronda preliminar concluye el viernes con Estados Unidos (2-0) y Cuba (2-0) luchando por la primera posición en el grupo B, mientras que Honduras (0-2) se enfrenta a Guatemala por el tercer lugar. Puerto Rico (1-0) y Costa Rica (1-0) juegan por el primer lugar en el grupo A.

Cuba 3, Guatemala 0

Cuba triunfó sobre Guatemala en sets seguidos (25-13, 25-12, 25-18). Cuba avanza en el grupo B con dos triunfos en igual número de juegos. El servicio cubano (10-2) fue demasiado para Guatemala que tuvo inconsistencia en su desempeño. Cuba también superó en el ataque por un amplio margen de 37-12 y 7-1 en bloqueo. Cuba finalizó con 28 errores y Guatemala con 21.

La ofensiva cubana fue encabezada por el atacante de esquina José Miguel Gutiérrez con 14 puntos incluyendo 13 ataques; el acomodador Christian Thondike anotó 10 puntos, mientras que el opuesto Alexei Ramírez y el atacante de esquina Víctor Andreu contribuyeron con 7 puntos cada uno. El próximo rival de Cuba (2-0) en el grupo B es Estados Unidos (1-0) y Guatemala (0-2) se enfrenta a Honduras (0-1).

Estados Unidos 3, Honduras 0

Con otra presentación firme en el grupo B, Estados Unidos venció a Honduras 3-0 (25-16, 25-15, 14). Los jugadores de Estados Unidos iniciaron nerviosos como en su primer juego del torneo, pero rápidamente se recuperaron utilizando a todos sus elementos para obtener su segunda victoria. Estados Unidos continúa invicto imponiéndose fácilmente con abultada ventaja de 39-7 en ataques, 6-2 en bloqueos y 5-0 en puntos de servicio. EEUU otorgó 36 puntos por errores no forzados mientras que Honduras cometió 25. Con cinco puntos de saque, el atacante Alexander Knight fue el máximo anotador del juego con total de 13 puntos. El opuesto Scott Solan y el central Ethan Hill registraron siete puntos cada uno. Con su segunda victoria, Estados Unidos (2-0) está listo para disputar ante Cuba (2-0) el primer lugar del grupo B y avanzar directo a semifinales.



Costa Rica 3, Nicaragua 1

Costa Rica inició el Campeonato Continental NORCECA Sub-19 Masculino derrotando a Nicaragua 3-1 (25-21, 23-25, 25-14, 27-25). El anfitrión Costa Rica usó una ofensiva balanceada para controlar a Nicaragua que se recuperó de un déficit de siete puntos (6-13) ganando el segundo set y batallando uno a uno en el juego más largo hasta el momento del evento. Costa Rica dominó a su vecino centroamericano por amplia ventaja en ataques (44-27) y (16-6) en bloqueos, y con una mínima diferencia de 5-4 en puntos de saque. Costa Rica anotó 35 puntos de errores rivales y cometió 48 errores propios. El opuesto Dowshel Mc Donald y el atacante de esquina Deykel Smith lideraron a Costa Rica con 15 puntos cada uno, el atacante de Jefferson Guzmán aportó 13 puntos. El atacante de esquina Marcial Sandoval encabezó a Nicaragua con 10 puntos, seguido del opuesto Axel Zamora con 8 puntos. Costa Rica (1-0) concluye la ronda preliminar el viernes, enfrentándose a Puerto Rico (1-0) por el primer lugar del grupo A y Nicaragua (0-2) finalizó en tercer lugar y espera a su rival para disputar los curatos de final el sábado.