



# P-3 VOLLEYBALL • Match players ranking



## 2018 Senior Women's NORCECA Panamerican Cup Preliminary Round Group B

**Match:** 1    **Date:** 08/07/2002    **Spectators:** 250  
**City:** Santo Domingo  
**Hall:** Palacio de Voleibol Ricardo Arias  
**Match duration:** **Start:** 10:00 **End:** 11:55 **Total:** 1:55

| Teams               | Sets     | 1    | 2    | 3    | 4    | 5 | Total |
|---------------------|----------|------|------|------|------|---|-------|
| <b>TTO</b>          | <b>1</b> | 25   | 15   | 22   | 15   |   | 77    |
| <b>USA</b>          | <b>3</b> | 21   | 25   | 25   | 25   |   | 96    |
| <b>Set duration</b> |          | 0:31 | 0:24 | 0:27 | 0:24 |   | 1:46  |

### TTO • Trinidad & Tobago

| Rk                | No | Name                   | Spikes | Faults | Shots | Total Attempts | Note  |
|-------------------|----|------------------------|--------|--------|-------|----------------|-------|
| 1                 | 8  | Ramdin Darlene (WS)    | 8      | 3      | 7     | 18             | 44.44 |
| 2                 | 16 | Esdelle Krystle (OP)   | 14     | 5      | 16    | 35             | 40.00 |
| 3                 | 3  | Thompson Channon (WS)  | 5      | 7      | 17    | 29             | 17.24 |
| -                 | 6  | Jack Sinead (MB)       | 5      | 1      | 8     | 14             |       |
| -                 | 12 | Forde Renele (S)       | 4      | 1      | 5     | 10             |       |
| -                 | 2  | Ross Jاليا (MB)        | 1      | 2      | 2     | 5              |       |
| -                 | 4  | Billiny Kelly-Anne (S) | -      | -      | -     | -              |       |
| -                 | 7  | Fletcher Kiune (WS)    | -      | -      | -     | -              |       |
| -                 | 10 | Thomas TAJJA (OP)      | -      | -      | -     | -              |       |
| -                 | 11 | Olton Afesha (L)       | -      | -      | -     | -              |       |
| -                 | 15 | Morain Latisha (WS)    | -      | -      | -     | -              |       |
| -                 | 21 | Alexander Afiya (MB)   | -      | -      | -     | -              |       |
| <b>Others</b>     |    |                        | -      | -      | -     | -              |       |
| <b>Total Team</b> |    |                        | 37     | 19     | 55    | 111            | 33.33 |

**Spike**

Succ. %  
Limit: 15.00%

| Rk                | No | Name                   | Kill Blocks | Faults | Rebounds | Total Attempts | Note |
|-------------------|----|------------------------|-------------|--------|----------|----------------|------|
| 1                 | 6  | Jack Sinead (MB)       | 2           | 2      | 9        | 13             | 0.50 |
| 1                 | 8  | Ramdin Darlene (WS)    | 2           | 3      | 2        | 7              | 0.50 |
| 3                 | 12 | Forde Renele (S)       | 1           | 2      | 3        | 6              | 0.25 |
| -                 | 4  | Billiny Kelly-Anne (S) | -           | -      | -        | -              |      |
| -                 | 7  | Fletcher Kiune (WS)    | -           | -      | -        | -              |      |
| -                 | 10 | Thomas TAJJA (OP)      | -           | -      | -        | -              |      |
| -                 | 11 | Olton Afesha (L)       | -           | -      | -        | -              |      |
| -                 | 15 | Morain Latisha (WS)    | -           | -      | -        | -              |      |
| -                 | 21 | Alexander Afiya (MB)   | -           | -      | -        | -              |      |
| -                 | 2  | Ross Jاليا (MB)        | -           | 3      | 3        | 6              |      |
| -                 | 16 | Esdelle Krystle (OP)   | -           | 3      | 3        | 6              |      |
| -                 | 3  | Thompson Channon (WS)  | -           | 2      | -        | 2              |      |
| <b>Others</b>     |    |                        | -           | -      | -        | -              |      |
| <b>Total Team</b> |    |                        | 5           | 15     | 20       | 40             | 1.25 |

**Block**

Avg. by set





# P-3 VOLLEYBALL • Match players ranking



## 2018 Senior Women's NORCECA Panamerican Cup Preliminary Round Group B

**Match:** 1    **Date:** 08/07/2002    **Spectators:** 250  
**City:** Santo Domingo  
**Hall:** Palacio de Voleibol Ricardo Arias  
**Match duration:** **Start:** 10:00 **End:** 11:55 **Total:** 1:55

| Teams               | Sets     | 1    | 2    | 3    | 4    | 5 | Total |
|---------------------|----------|------|------|------|------|---|-------|
| <b>TTO</b>          | <b>1</b> | 25   | 15   | 22   | 15   |   | 77    |
| <b>USA</b>          | <b>3</b> | 21   | 25   | 25   | 25   |   | 96    |
| <b>Set duration</b> |          | 0:31 | 0:24 | 0:27 | 0:24 |   | 1:46  |

### TTO • Trinidad & Tobago

| Rk                | No | Name                   | Aces | Faults | Serve Hits | Total Attempts | Note |
|-------------------|----|------------------------|------|--------|------------|----------------|------|
| 1                 | 6  | Jack Sinead (MB)       | 3    | 6      | 6          | 15             | 0.75 |
| 2                 | 16 | Esdelle Krystle (OP)   | 2    | 3      | 13         | 18             | 0.50 |
| 2                 | 3  | Thompson Channon (WS)  | 2    | 3      | 7          | 12             | 0.50 |
| 4                 | 4  | Billiny Kelly-Anne (S) | 1    | -      | 2          | 3              | 0.25 |
| 4                 | 2  | Ross Jalicia (MB)      | 1    | 1      | 9          | 11             | 0.25 |
| -                 | 7  | Fletcher Kiune (WS)    | -    | -      | -          | -              |      |
| -                 | 10 | Thomas TAIJA (OP)      | -    | -      | -          | -              |      |
| -                 | 11 | Olton Afesha (L)       | -    | -      | -          | -              |      |
| -                 | 15 | Morain Latisha (WS)    | -    | -      | -          | -              |      |
| -                 | 21 | Alexander Afiya (MB)   | -    | -      | -          | -              |      |
| -                 | 8  | Ramdin Darlene (WS)    | -    | 3      | 8          | 11             |      |
| -                 | 12 | Forde Renele (S)       | -    | 3      | 5          | 8              |      |
| <b>Others</b>     |    |                        | -    | -      | -          | -              |      |
| <b>Total Team</b> |    |                        | 9    | 19     | 50         | 78             | 2.25 |

**Serve**

Avg. by set

| Team | Opponent errors & Team faults | Aces | Faults | Serve Hits | Total Attempts | Note |
|------|-------------------------------|------|--------|------------|----------------|------|
|      | Opponent errors & Team faults | 26   | 7      |            | 33             |      |

| Rk                | No | Name                   | Digs | Faults | Receptions | Total Attempts | Note |
|-------------------|----|------------------------|------|--------|------------|----------------|------|
| 1                 | 11 | Olton Afesha (L)       | 8    | 8      | 5          | 21             | 2.00 |
| 2                 | 16 | Esdelle Krystle (OP)   | 5    | 2      | 7          | 14             | 1.25 |
| 3                 | 8  | Ramdin Darlene (WS)    | 4    | 6      | 4          | 14             | 1.00 |
| 4                 | 3  | Thompson Channon (WS)  | 3    | 6      | 5          | 14             | 0.75 |
| -                 | 4  | Billiny Kelly-Anne (S) | -    | -      | 1          | 1              |      |
| -                 | 7  | Fletcher Kiune (WS)    | -    | -      | -          | -              |      |
| -                 | 10 | Thomas TAIJA (OP)      | -    | -      | -          | -              |      |
| -                 | 15 | Morain Latisha (WS)    | -    | -      | -          | -              |      |
| -                 | 21 | Alexander Afiya (MB)   | -    | -      | -          | -              |      |
| -                 | 12 | Forde Renele (S)       | -    | 1      | 7          | 8              |      |
| -                 | 2  | Ross Jalicia (MB)      | -    | 1      | 4          | 5              |      |
| -                 | 6  | Jack Sinead (MB)       | -    | 1      | 2          | 3              |      |
| <b>Others</b>     |    |                        | -    | -      | -          | -              |      |
| <b>Total Team</b> |    |                        | 20   | 25     | 35         | 80             | 5.00 |

**Dig**

Avg. by set





# P-3 VOLLEYBALL • Match players ranking



## 2018 Senior Women's NORCECA Panamerican Cup Preliminary Round Group B

**Match:** 1    **Date:** 08/07/2002    **Spectators:** 250  
**City:** Santo Domingo  
**Hall:** Palacio de Voleibol Ricardo Arias  
**Match duration:** Start: 10:00 End: 11:55 Total: 1:55

| Teams               | Sets     | 1    | 2    | 3    | 4    | 5 | Total |
|---------------------|----------|------|------|------|------|---|-------|
| <b>TTO</b>          | <b>1</b> | 25   | 15   | 22   | 15   |   | 77    |
| <b>USA</b>          | <b>3</b> | 21   | 25   | 25   | 25   |   | 96    |
| <b>Set duration</b> |          | 0:31 | 0:24 | 0:27 | 0:24 |   | 1:46  |

### TTO • Trinidad & Tobago

| Rk                | No | Name                    | Running Sets | Faults | Still Sets | Total Attempts | Note |
|-------------------|----|-------------------------|--------------|--------|------------|----------------|------|
| 1                 | 12 | Forde Renele (S)        | 1            | 1      | 79         | 81             | 0.25 |
| -                 | 2  | Ross Jاليا (MB)         | -            | -      | 2          | 2              |      |
| -                 | 3  | Thompson Channon (WS)   | -            | -      | 6          | 6              |      |
| -                 | 6  | Jack Sinead (MB)        | -            | -      | -          | -              |      |
| -                 | 7  | Fletcher Kiune (WS)     | -            | -      | -          | -              |      |
| -                 | 8  | Ramdin Darlene (WS)     | -            | -      | 1          | 1              |      |
| -                 | 10 | Thomas TAIJA (OP)       | -            | -      | -          | -              |      |
| -                 | 11 | Olton Afesha (L)        | -            | -      | 6          | 6              |      |
| -                 | 15 | Morain Latisha (WS)     | -            | -      | -          | -              |      |
| -                 | 16 | Esdelle Krystle (OP)    | -            | -      | 3          | 3              |      |
| -                 | 21 | Alexander Afiya (MB)    | -            | -      | -          | -              |      |
| -                 | 4  | Billingy Kelly-Anne (S) | -            | 1      | 3          | 4              |      |
| <b>Others</b>     |    |                         | -            | -      | -          | -              |      |
| <b>Total Team</b> |    |                         | 1            | 2      | 100        | 103            | 0.25 |

**Set**

Avg. by set

| Rk                | No | Name                    | Excellents | Faults | Serve Receptions | Total Attempts | Note  |
|-------------------|----|-------------------------|------------|--------|------------------|----------------|-------|
| 1                 | 3  | Thompson Channon (WS)   | 11         | 3      | 15               | 29             | 27.59 |
| 2                 | 8  | Ramdin Darlene (WS)     | 6          | 5      | 25               | 36             | 2.78  |
| -                 | 11 | Olton Afesha (L)        | 7          | -      | 8                | 15             |       |
| -                 | 12 | Forde Renele (S)        | -          | -      | 1                | 1              |       |
| -                 | 2  | Ross Jاليا (MB)         | -          | -      | -                | -              |       |
| -                 | 6  | Jack Sinead (MB)        | -          | -      | -                | -              |       |
| -                 | 7  | Fletcher Kiune (WS)     | -          | -      | -                | -              |       |
| -                 | 10 | Thomas TAIJA (OP)       | -          | -      | -                | -              |       |
| -                 | 15 | Morain Latisha (WS)     | -          | -      | -                | -              |       |
| -                 | 16 | Esdelle Krystle (OP)    | -          | -      | -                | -              |       |
| -                 | 21 | Alexander Afiya (MB)    | -          | -      | -                | -              |       |
| -                 | 4  | Billingy Kelly-Anne (S) | -          | 1      | -                | 1              |       |
| <b>Others</b>     |    |                         | -          | -      | -                | -              |       |
| <b>Total Team</b> |    |                         | 24         | 9      | 49               | 82             | 18.29 |

**Reception**

Eff. %  
Limit: 20.00%






# P-3 VOLLEYBALL • Match players ranking



## 2018 Senior Women's NORCECA Panamerican Cup Preliminary Round Group B

**Match:** 1    **Date:** 08/07/2002    **Spectators:** 250  
**City:** Santo Domingo  
**Hall:** Palacio de Voleibol Ricardo Arias  
**Match duration:** Start: 10:00 End: 11:55 Total: 1:55

| Teams               | Sets     | 1    | 2    | 3    | 4    | 5 | Total |
|---------------------|----------|------|------|------|------|---|-------|
| <b>TTO</b>          | <b>1</b> | 25   | 15   | 22   | 15   |   | 77    |
| <b>USA</b>          | <b>3</b> | 21   | 25   | 25   | 25   |   | 96    |
| <b>Set duration</b> |          | 0:31 | 0:24 | 0:27 | 0:24 |   | 1:46  |



### USA • United States

**Spike**

Succ. %  
Limit: 15.00%

| Rk                | No | Name                          | Spikes | Faults | Shots | Total Attempts | Note  |
|-------------------|----|-------------------------------|--------|--------|-------|----------------|-------|
| 1                 | 10 | Lee Simone (WS)               | 10     | 4      | 4     | 18             | 55.56 |
| 2                 | 18 | Abukusumo-Whitney Aiyana (OP) | 11     | 1      | 9     | 21             | 52.38 |
| 3                 | 13 | Wilhite Sarah (WS)            | 6      | 2      | 16    | 24             | 25.00 |
| -                 | 22 | McCage Mallory (MB)           | 6      | 5      | 4     | 15             |       |
| -                 | 15 | Washington Haleigh (MB)       | 7      | -      | 4     | 11             |       |
| -                 | 8  | Rivers Krystal (OP)           | 2      | 2      | 3     | 7              |       |
| -                 | 25 | Ogbogu Chiaka (MB)            | 2      | -      | 1     | 3              |       |
| -                 | 14 | Anae Adora (WS)               | 1      | -      | 1     | 2              |       |
| -                 | 1  | Poulter Jordyn (S)            | -      | -      | -     | -              |       |
| -                 | 4  | Wong-Orantes Justine (L)      | -      | -      | -     | -              |       |
| -                 | 7  | Carlini Lauren (S)            | -      | -      | -     | -              |       |
| -                 | 20 | Benson Amanda (L)             | -      | -      | -     | -              |       |
| -                 | 21 | Tapp Paige (MB)               | -      | -      | -     | -              |       |
| -                 | 24 | Rolfzen Kadie (WS)            | -      | -      | -     | -              |       |
| <b>Others</b>     |    |                               | -      | -      | -     | -              |       |
| <b>Total Team</b> |    |                               | 45     | 14     | 42    | 101            | 44.55 |

**Block**

Avg. by set

| Rk                | No | Name                          | Kill Blocks | Faults | Rebounds | Total Attempts | Note |
|-------------------|----|-------------------------------|-------------|--------|----------|----------------|------|
| 1                 | 22 | McCage Mallory (MB)           | 3           | 2      | 6        | 11             | 0.75 |
| 2                 | 7  | Carlini Lauren (S)            | 2           | 2      | 6        | 10             | 0.50 |
| 2                 | 18 | Abukusumo-Whitney Aiyana (OP) | 2           | 2      | 2        | 6              | 0.50 |
| 4                 | 14 | Anae Adora (WS)               | 1           | -      | -        | 1              | 0.25 |
| 4                 | 15 | Washington Haleigh (MB)       | 1           | -      | 5        | 6              | 0.25 |
| 4                 | 13 | Wilhite Sarah (WS)            | 1           | 2      | 8        | 11             | 0.25 |
| 4                 | 8  | Rivers Krystal (OP)           | 1           | 1      | 1        | 3              | 0.25 |
| 4                 | 10 | Lee Simone (WS)               | 1           | 2      | 2        | 5              | 0.25 |
| 4                 | 25 | Ogbogu Chiaka (MB)            | 1           | 2      | -        | 3              | 0.25 |
| -                 | 1  | Poulter Jordyn (S)            | -           | -      | -        | -              |      |
| -                 | 4  | Wong-Orantes Justine (L)      | -           | -      | -        | -              |      |
| -                 | 20 | Benson Amanda (L)             | -           | -      | -        | -              |      |
| -                 | 21 | Tapp Paige (MB)               | -           | -      | -        | -              |      |
| -                 | 24 | Rolfzen Kadie (WS)            | -           | -      | -        | -              |      |
| <b>Others</b>     |    |                               | -           | -      | -        | -              |      |
| <b>Total Team</b> |    |                               | 13          | 13     | 30       | 56             | 3.25 |






# P-3 VOLLEYBALL • Match players ranking



## 2018 Senior Women's NORCECA Panamerican Cup Preliminary Round Group B

**Match:** 1    **Date:** 08/07/2002    **Spectators:** 250  
**City:** Santo Domingo  
**Hall:** Palacio de Voleibol Ricardo Arias  
**Match duration:** **Start:** 10:00    **End:** 11:55    **Total:** 1:55

| Teams               | Sets     | 1    | 2    | 3    | 4    | 5 | Total |
|---------------------|----------|------|------|------|------|---|-------|
| <b>TTO</b>          | <b>1</b> | 25   | 15   | 22   | 15   |   | 77    |
| <b>USA</b>          | <b>3</b> | 21   | 25   | 25   | 25   |   | 96    |
| <b>Set duration</b> |          | 0:31 | 0:24 | 0:27 | 0:24 |   | 1:46  |



### USA • United States

**Serve**

Avg. by set

| Rk                | No | Name                          | Aces | Faults | Serve Hits | Total Attempts | Note |
|-------------------|----|-------------------------------|------|--------|------------|----------------|------|
| 1                 | 7  | Carlini Lauren (S)            | 4    | 2      | 16         | 22             | 1.00 |
| 2                 | 10 | Lee Simone (WS)               | 3    | 2      | 11         | 16             | 0.75 |
| 3                 | 13 | Wilhite Sarah (WS)            | 2    | -      | 12         | 14             | 0.50 |
| -                 | 1  | Poulter Jordyn (S)            | -    | -      | 2          | 2              |      |
| -                 | 4  | Wong-Orantes Justine (L)      | -    | -      | -          | -              |      |
| -                 | 20 | Benson Amanda (L)             | -    | -      | -          | -              |      |
| -                 | 21 | Tapp Paige (MB)               | -    | -      | -          | -              |      |
| -                 | 24 | Rolfzen Kadie (WS)            | -    | -      | -          | -              |      |
| -                 | 15 | Washington Haleigh (MB)       | -    | 2      | 9          | 11             |      |
| -                 | 18 | Abukusumo-Whitney Aiyana (OP) | -    | 2      | 8          | 10             |      |
| -                 | 25 | Ogbogu Chiaka (MB)            | -    | 1      | 4          | 5              |      |
| -                 | 22 | McCage Mallory (MB)           | -    | 2      | 7          | 9              |      |
| -                 | 8  | Rivers Krystal (OP)           | -    | 1      | 3          | 4              |      |
| -                 | 14 | Anae Adora (WS)               | -    | 1      | 1          | 2              |      |
| <b>Others</b>     |    |                               | -    | -      | -          | -              |      |
| <b>Total Team</b> |    |                               | 9    | 13     | 73         | 95             | 2.25 |

**Team**

|                               |    |   |  |    |  |
|-------------------------------|----|---|--|----|--|
| Opponent errors & Team faults | 29 | 7 |  | 36 |  |
|-------------------------------|----|---|--|----|--|

**Dig**

Avg. by set

| Rk                | No | Name                          | Digs | Faults | Receptions | Total Attempts | Note |
|-------------------|----|-------------------------------|------|--------|------------|----------------|------|
| 1                 | 20 | Benson Amanda (L)             | 8    | 1      | 13         | 22             | 2.00 |
| 2                 | 13 | Wilhite Sarah (WS)            | 3    | 2      | 4          | 9              | 0.75 |
| 3                 | 10 | Lee Simone (WS)               | 2    | 6      | 10         | 18             | 0.50 |
| 4                 | 18 | Abukusumo-Whitney Aiyana (OP) | 1    | 2      | 4          | 7              | 0.25 |
| 4                 | 22 | McCage Mallory (MB)           | 1    | 2      | 3          | 6              | 0.25 |
| -                 | 1  | Poulter Jordyn (S)            | -    | -      | -          | -              |      |
| -                 | 4  | Wong-Orantes Justine (L)      | -    | -      | -          | -              |      |
| -                 | 14 | Anae Adora (WS)               | -    | -      | -          | -              |      |
| -                 | 21 | Tapp Paige (MB)               | -    | -      | -          | -              |      |
| -                 | 24 | Rolfzen Kadie (WS)            | -    | -      | -          | -              |      |
| -                 | 25 | Ogbogu Chiaka (MB)            | -    | -      | -          | -              |      |
| -                 | 7  | Carlini Lauren (S)            | -    | 3      | 14         | 17             |      |
| -                 | 15 | Washington Haleigh (MB)       | -    | 1      | 1          | 2              |      |
| -                 | 8  | Rivers Krystal (OP)           | -    | 4      | 1          | 5              |      |
| <b>Others</b>     |    |                               | -    | -      | -          | -              |      |
| <b>Total Team</b> |    |                               | 15   | 21     | 50         | 86             | 3.75 |





# P-3 VOLLEYBALL • Match players ranking




## 2018 Senior Women's NORCECA Panamerican Cup Preliminary Round Group B

**Match:** 1    **Date:** 08/07/2002    **Spectators:** 250  
**City:** Santo Domingo  
**Hall:** Palacio de Voleibol Ricardo Arias  
**Match duration:** Start: 10:00 End: 11:55 Total: 1:55

| Teams        | Sets | 1    | 2    | 3    | 4    | 5 | Total |
|--------------|------|------|------|------|------|---|-------|
| TTO          | 1    | 25   | 15   | 22   | 15   |   | 77    |
| USA          | 3    | 21   | 25   | 25   | 25   |   | 96    |
| Set duration |      | 0:31 | 0:24 | 0:27 | 0:24 |   | 1:46  |




### USA • United States



**Set**

Avg. by set

| Rk                | No | Name                          | Running Sets | Faults | Still Sets | Total Attempts | Note |
|-------------------|----|-------------------------------|--------------|--------|------------|----------------|------|
| 1                 | 7  | Carlini Lauren (S)            | 6            | -      | 67         | 73             | 1.50 |
| -                 | 1  | Poulter Jordyn (S)            | -            | -      | 4          | 4              |      |
| -                 | 4  | Wong-Orantes Justine (L)      | -            | -      | -          | -              |      |
| -                 | 8  | Rivers Krystal (OP)           | -            | -      | 1          | 1              |      |
| -                 | 10 | Lee Simone (WS)               | -            | -      | 3          | 3              |      |
| -                 | 13 | Wilhite Sarah (WS)            | -            | -      | 5          | 5              |      |
| -                 | 14 | Anae Adora (WS)               | -            | -      | 1          | 1              |      |
| -                 | 15 | Washington Haleigh (MB)       | -            | -      | -          | -              |      |
| -                 | 18 | Abukusumo-Whitney Aiyana (OP) | -            | -      | -          | -              |      |
| -                 | 20 | Benson Amanda (L)             | -            | -      | 6          | 6              |      |
| -                 | 21 | Tapp Paige (MB)               | -            | -      | -          | -              |      |
| -                 | 22 | McCage Mallory (MB)           | -            | -      | 1          | 1              |      |
| -                 | 24 | Rolfzen Kadie (WS)            | -            | -      | -          | -              |      |
| -                 | 25 | Ogbogu Chiaka (MB)            | -            | -      | -          | -              |      |
| <b>Others</b>     |    |                               | -            | -      | -          | -              |      |
| <b>Total Team</b> |    |                               | 6            | -      | 88         | 94             | 1.50 |



**Reception**

Eff. %  
Limit: 20.00%

| Rk                | No | Name                          | Excellents | Faults | Serve Receptions | Total Attempts | Note  |
|-------------------|----|-------------------------------|------------|--------|------------------|----------------|-------|
| 1                 | 20 | Benson Amanda (L)             | 7          | 3      | 10               | 20             | 20.00 |
| 2                 | 10 | Lee Simone (WS)               | 5          | 2      | 17               | 24             | 12.50 |
| -                 | 13 | Wilhite Sarah (WS)            | 3          | 3      | 5                | 11             |       |
| -                 | 14 | Anae Adora (WS)               | 1          | -      | 1                | 2              |       |
| -                 | 22 | McCage Mallory (MB)           | -          | -      | 1                | 1              |       |
| -                 | 1  | Poulter Jordyn (S)            | -          | -      | -                | -              |       |
| -                 | 4  | Wong-Orantes Justine (L)      | -          | -      | -                | -              |       |
| -                 | 8  | Rivers Krystal (OP)           | -          | -      | -                | -              |       |
| -                 | 15 | Washington Haleigh (MB)       | -          | -      | -                | -              |       |
| -                 | 18 | Abukusumo-Whitney Aiyana (OP) | -          | -      | -                | -              |       |
| -                 | 21 | Tapp Paige (MB)               | -          | -      | -                | -              |       |
| -                 | 24 | Rolfzen Kadie (WS)            | -          | -      | -                | -              |       |
| -                 | 25 | Ogbogu Chiaka (MB)            | -          | -      | -                | -              |       |
| -                 | 7  | Carlini Lauren (S)            | -          | 1      | -                | 1              |       |
| <b>Others</b>     |    |                               | -          | -      | -                | -              |       |
| <b>Total Team</b> |    |                               | 16         | 9      | 34               | 59             | 11.86 |

