



P-3 VOLLEYBALL • Match players ranking

2019 PANAMERICAN GAMES WOMEN FINAL FOUR QUALIFICATION ROUND ROBIN



Match: 4 **Date:** 1/5/2019 **Spectators:** 500
City: San Juan
Hall: Coliseo Roberto Clemente
Match duration: Start: 17:30 End: 18:44 Total: 1:14

Teams	Sets	1	2	3	4	5	Total
NCA	0	16	19	14			49
TTO	3	25	25	25			75
Set duration		0:25	0:22	0:21			1:08



NCA • Nicaragua

Spike

Succ. %
Limit: 15.00%

Rk	No	Name	Spikes	Faults	Shots	Total Attempts	Note
1	4	Traña Lugo Hellen (MB)	10	3	9	22	45.45
-	5	Campos Maria (WS)	2	2	6	10	
-	13	Diaz Escorcia Josafat (MB)	5	3	2	10	
-	3	Torres Tobie Maryuri (WS)	3	2	4	9	
-	8	Conto Calero Dalia (S)	-	1	7	8	
-	12	Gonzales Kathy (WS)	-	2	2	4	
-	15	Calero Ericka (OP)	2	-	1	3	
-	1	Pereira Herrera Andrea (WS)	1	-	1	2	
-	2	Arcia Muñoz Maria (OP)	-	1	1	2	
-	7	Brenes Clemente Masiel (MB)	-	-	1	1	
-	9	Noguera Claudia (S)	-	-	1	1	
-	14	Lainez Ana Maria (L)	-	-	-	-	
Others			-	-	-	-	
Total Team			23	14	35	72	31.94

Block

Avg. by set

Rk	No	Name	Kill Blocks	Faults	Rebounds	Total Attempts	Note
1	4	Traña Lugo Hellen (MB)	2	-	3	5	0.67
2	9	Noguera Claudia (S)	1	-	-	1	0.33
2	13	Diaz Escorcia Josafat (MB)	1	1	5	7	0.33
2	8	Conto Calero Dalia (S)	1	1	-	2	0.33
-	1	Pereira Herrera Andrea (WS)	-	-	1	1	
-	2	Arcia Muñoz Maria (OP)	-	-	1	1	
-	3	Torres Tobie Maryuri (WS)	-	-	-	-	
-	5	Campos Maria (WS)	-	-	1	1	
-	7	Brenes Clemente Masiel (MB)	-	-	-	-	
-	12	Gonzales Kathy (WS)	-	-	1	1	
-	14	Lainez Ana Maria (L)	-	-	-	-	
-	15	Calero Ericka (OP)	-	-	1	1	
Others			-	-	-	-	
Total Team			5	2	13	20	1.67





P-3 VOLLEYBALL • Match players ranking

2019 PANAMERICAN GAMES WOMEN FINAL FOUR QUALIFICATION ROUND ROBIN




Match: 4 **Date:** 1/5/2019 **Spectators:** 500
City: San Juan
Hall: Coliseo Roberto Clemente
Match duration: Start: 17:30 End: 18:44 Total: 1:14

Teams	Sets	1	2	3	4	5	Total
NCA	0	16	19	14			49
TTO	3	25	25	25			75
Set duration		0:25	0:22	0:21			1:08



NCA • Nicaragua




Serve

Avg. by set

Rk	No	Name	Aces	Faults	Serve Hits	Total Attempts	Note
1	2	Arcia Muñoz Maria (OP)	1	-	2	3	0.33
1	3	Torres Tobie Maryuri (WS)	1	1	4	6	0.33
1	8	Conto Calero Dalia (S)	1	3	6	10	0.33
1	13	Diaz Escorcía Josafat (MB)	1	5	3	9	0.33
-	1	Pereira Herrera Andrea (WS)	-	-	2	2	
-	7	Brenes Clemente Masiel (MB)	-	-	2	2	
-	9	Noguera Claudia (S)	-	-	-	-	
-	14	Lainez Ana Maria (L)	-	-	-	-	
-	15	Calero Ericka (OP)	-	-	3	3	
-	12	Gonzales Kathy (WS)	-	1	4	5	
-	4	Traña Lugo Hellen (MB)	-	2	6	8	
-	5	Campos Maria (WS)	-	2	-	2	
Others			-	-	-	-	
Total Team			4	14	32	50	1.33

Team

Opponent errors & Team faults	17	-		17	
-------------------------------	----	---	--	----	--



Dig

Avg. by set

Rk	No	Name	Digs	Faults	Receptions	Total Attempts	Note
1	8	Conto Calero Dalia (S)	5	6	5	16	1.67
2	12	Gonzales Kathy (WS)	4	3	1	8	1.33
3	4	Traña Lugo Hellen (MB)	2	4	3	9	0.67
3	14	Lainez Ana Maria (L)	2	5	1	8	0.67
5	5	Campos Maria (WS)	1	-	2	3	0.33
5	15	Calero Ericka (OP)	1	-	-	1	0.33
5	13	Diaz Escorcía Josafat (MB)	1	3	6	10	0.33
5	2	Arcia Muñoz Maria (OP)	1	4	3	8	0.33
5	3	Torres Tobie Maryuri (WS)	1	5	4	10	0.33
5	7	Brenes Clemente Masiel (MB)	1	1	-	2	0.33
-	9	Noguera Claudia (S)	-	1	1	2	
-	1	Pereira Herrera Andrea (WS)	-	1	-	1	
Others			-	-	-	-	
Total Team			19	33	26	78	6.33





P-3 VOLLEYBALL • Match players ranking

2019 PANAMERICAN GAMES WOMEN FINAL FOUR QUALIFICATION ROUND ROBIN




Match: 4 **Date:** 1/5/2019 **Spectators:** 500
City: San Juan
Hall: Coliseo Roberto Clemente
Match duration: Start: 17:30 End: 18:44 Total: 1:14

Teams	Sets	1	2	3	4	5	Total
NCA	0	16	19	14			49
TTO	3	25	25	25			75
Set duration		0:25	0:22	0:21			1:08

NCA • Nicaragua


Rk	No	Name	Running Sets	Faults	Still Sets	Total Attempts	Note
1	8	Conto Calero Dalia (S)	4	1	47	52	1.33
2	4	Traña Lugo Hellen (MB)	1	-	3	4	0.33
2	9	Noguera Claudia (S)	1	-	1	2	0.33
-	1	Pereira Herrera Andrea (WS)	-	-	-	-	
-	2	Arcia Muñoz Maria (OP)	-	-	-	-	
-	3	Torres Tobie Maryuri (WS)	-	-	-	-	
-	5	Campos Maria (WS)	-	-	-	-	
-	7	Brenes Clemente Masiel (MB)	-	-	-	-	
-	12	Gonzales Kathy (WS)	-	-	3	3	
-	13	Diaz Escorcía Josafat (MB)	-	-	3	3	
-	14	Lainez Ana Maria (L)	-	-	-	-	
-	15	Calero Ericka (OP)	-	-	-	-	
Others			-	-	-	-	
Total Team			6	1	57	64	2.00



Set

Avg. by set

Rk	No	Name	Excellents	Faults	Serve Receptions	Total Attempts	Note
1	13	Diaz Escorcía Josafat (MB)	7	2	10	19	26.32
-	3	Torres Tobie Maryuri (WS)	5	2	5	12	
-	5	Campos Maria (WS)	5	-	3	8	
-	4	Traña Lugo Hellen (MB)	2	1	4	7	
-	12	Gonzales Kathy (WS)	2	2	-	4	
-	2	Arcia Muñoz Maria (OP)	2	-	-	2	
-	1	Pereira Herrera Andrea (WS)	-	-	1	1	
-	7	Brenes Clemente Masiel (MB)	-	-	-	-	
-	8	Conto Calero Dalia (S)	-	-	-	-	
-	9	Noguera Claudia (S)	-	-	-	-	
-	14	Lainez Ana Maria (L)	-	2	3	5	
-	15	Calero Ericka (OP)	1	2	2	5	
Others			-	-	-	-	
Total Team			24	11	28	63	20.63



Reception

Eff. %
Limit: 20.00%





P-3 VOLLEYBALL • Match players ranking

2019 PANAMERICAN GAMES WOMEN FINAL FOUR QUALIFICATION ROUND ROBIN



Match: 4 **Date:** 1/5/2019 **Spectators:** 500
City: San Juan
Hall: Coliseo Roberto Clemente
Match duration: Start: 17:30 End: 18:44 Total: 1:14

Teams	Sets	1	2	3	4	5	Total
NCA	0	16	19	14			49
TTO	3	25	25	25			75
Set duration		0:25	0:22	0:21			1:08

TTO • Trinidad & Tobago

Spike

Succ. %
Limit: 15.00%

Rk	No	Name	Spikes	Faults	Shots	Total Attempts	Note
1	16	Esdelle Krystle (OP)	16	1	6	23	69.57
2	3	Thompson Channon (WS)	13	2	5	20	65.00
3	5	Pierre Delicia (WS)	3	3	7	13	23.08
-	9	Steele Nya (S)	1	-	5	6	
-	21	Alexander Afiya (MB)	-	1	1	2	
-	11	Olton Afesha (L)	-	-	-	-	
-	15	Morain Latisha (WS)	-	-	-	-	
-	17	Chin Choy Cheyenne (WS)	-	-	-	-	
-	18	Aaliyah Alexis (OP)	-	-	-	-	
-	20	Belmar Johanna (S)	-	-	-	-	
-	24	Joseph La-Teisha (MB)	-	-	-	-	
-	25	Noel Rachel (MB)	-	-	-	-	
Others			-	-	-	-	
Total Team			33	7	24	64	51.56

Block

Avg. by set

Rk	No	Name	Kill Blocks	Faults	Rebounds	Total Attempts	Note
1	3	Thompson Channon (WS)	4	-	3	7	1.33
2	5	Pierre Delicia (WS)	2	1	2	5	0.67
2	9	Steele Nya (S)	2	2	4	8	0.67
4	16	Esdelle Krystle (OP)	1	-	1	2	0.33
-	11	Olton Afesha (L)	-	-	-	-	
-	15	Morain Latisha (WS)	-	-	-	-	
-	17	Chin Choy Cheyenne (WS)	-	-	-	-	
-	18	Aaliyah Alexis (OP)	-	-	-	-	
-	20	Belmar Johanna (S)	-	-	-	-	
-	24	Joseph La-Teisha (MB)	-	-	-	-	
-	21	Alexander Afiya (MB)	-	1	7	8	
-	25	Noel Rachel (MB)	-	1	2	3	
Others			-	-	-	-	
Total Team			9	5	19	33	3.00





P-3 VOLLEYBALL • Match players ranking

2019 PANAMERICAN GAMES WOMEN FINAL FOUR QUALIFICATION ROUND ROBIN



Match: 4 **Date:** 1/5/2019 **Spectators:** 500
City: San Juan
Hall: Coliseo Roberto Clemente
Match duration: Start: 17:30 End: 18:44 Total: 1:14

Teams	Sets	1	2	3	4	5	Total
NCA	0	16	19	14			49
TTO	3	25	25	25			75
Set duration		0:25	0:22	0:21			1:08

TTO • Trinidad & Tobago

Rk	No	Name	Aces	Faults	Serve Hits	Total Attempts	Note
1	3	Thompson Channon (WS)	5	3	10	18	1.67
2	16	Esdelle Krystle (OP)	3	2	10	15	1.00
2	5	Pierre Delicia (WS)	3	4	9	16	1.00
-	11	Olton Afesha (L)	-	-	-	-	
-	15	Morain Latisha (WS)	-	-	-	-	
-	17	Chin Choy Cheyenne (WS)	-	-	-	-	
-	18	Aaliyah Alexis (OP)	-	-	-	-	
-	20	Belmar Johanna (S)	-	-	-	-	
-	21	Alexander Afiya (MB)	-	-	7	7	
-	24	Joseph La-Teisha (MB)	-	-	-	-	
-	9	Steele Nya (S)	-	1	9	10	
-	25	Noel Rachel (MB)	-	1	7	8	
Others			-	-	-	-	
Total Team			11	11	52	74	3.67

Serve

Avg. by set

Team	Opponent errors & Team faults	Aces	Faults	Serve Hits	Total Attempts	Note
	Opponent errors & Team faults	22	-		22	

Rk	No	Name	Digs	Faults	Receptions	Total Attempts	Note
1	11	Olton Afesha (L)	11	8	10	29	3.67
2	3	Thompson Channon (WS)	8	5	7	20	2.67
3	16	Esdelle Krystle (OP)	7	-	7	14	2.33
4	5	Pierre Delicia (WS)	4	5	2	11	1.33
5	9	Steele Nya (S)	1	-	4	5	0.33
-	15	Morain Latisha (WS)	-	-	-	-	
-	17	Chin Choy Cheyenne (WS)	-	-	-	-	
-	18	Aaliyah Alexis (OP)	-	-	-	-	
-	20	Belmar Johanna (S)	-	-	-	-	
-	24	Joseph La-Teisha (MB)	-	-	-	-	
-	25	Noel Rachel (MB)	-	2	2	4	
-	21	Alexander Afiya (MB)	-	2	1	3	
Others			-	-	-	-	
Total Team			31	22	33	86	10.33

Dig

Avg. by set





P-3 VOLLEYBALL • Match players ranking

2019 PANAMERICAN GAMES WOMEN FINAL FOUR QUALIFICATION ROUND ROBIN



Match: 4 **Date:** 1/5/2019 **Spectators:** 500
City: San Juan
Hall: Coliseo Roberto Clemente
Match duration: Start: 17:30 End: 18:44 Total: 1:14

Teams	Sets	1	2	3	4	5	Total
NCA	0	16	19	14			49
TTO	3	25	25	25			75
Set duration		0:25	0:22	0:21			1:08

TTO • Trinidad & Tobago

Rk	No	Name	Running Sets	Faults	Still Sets	Total Attempts	Note
1	9	Steele Nya (S)	6	-	42	48	2.00
-	3	Thompson Channon (WS)	-	-	3	3	
-	5	Pierre Delicia (WS)	-	-	-	-	
-	11	Olton Afesha (L)	-	-	1	1	
-	15	Morain Latisha (WS)	-	-	-	-	
-	16	Esdelle Krystle (OP)	-	-	-	-	
-	17	Chin Choy Cheyenne (WS)	-	-	-	-	
-	18	Aaliyah Alexis (OP)	-	-	-	-	
-	20	Belmar Johanna (S)	-	-	-	-	
-	21	Alexander Afiya (MB)	-	-	1	1	
-	24	Joseph La-Teisha (MB)	-	-	-	-	
-	25	Noel Rachel (MB)	-	-	-	-	
Others			-	-	-	-	
Total Team			6	-	47	53	2.00

Set

Avg. by set

Rk	No	Name	Excellents	Faults	Serve Receptions	Total Attempts	Note
1	3	Thompson Channon (WS)	10	2	6	18	44.44
2	11	Olton Afesha (L)	5	2	6	13	23.08
-	5	Pierre Delicia (WS)	2	-	3	5	
-	9	Steele Nya (S)	-	-	-	-	
-	15	Morain Latisha (WS)	-	-	-	-	
-	16	Esdelle Krystle (OP)	-	-	-	-	
-	17	Chin Choy Cheyenne (WS)	-	-	-	-	
-	18	Aaliyah Alexis (OP)	-	-	-	-	
-	20	Belmar Johanna (S)	-	-	-	-	
-	21	Alexander Afiya (MB)	-	-	-	-	
-	24	Joseph La-Teisha (MB)	-	-	-	-	
-	25	Noel Rachel (MB)	-	-	-	-	
Others			-	-	-	-	
Total Team			17	4	15	36	36.11

Reception

Eff. %
Limit: 20.00%

