


Match: 12 **Date:** 17/06/2019 **Spectators:** 3,000
City: Colima
Hall: Auditorio Multifuncional
Match duration: **Start:** 21:23 **End:** 00:50 **Total:** 2:04


Teams	Sets	1	2	3	4	5	Total
MEX	3	25	28	21	25		99
PER	1	15	26	25	22		88
Duration:		0:22	0:32	0:30	0:31		1:55

Spike


Limit: 15.00%

Rk	No	Name	Pos.	Spikes	Faults	Shots	Total Attempts	Succ. %
1	11	Barajas Jorge	WS	12	4	5	21	57.14
2	1	Vargas Daniel	OP	21	3	13	37	56.76
3	4	Ruiz De La Cruz Gonzalo	WS	11	5	13	29	37.93
-	3	Garay Nava Ridl Alexis	OP	0	1	0	1	
-	5	Rangel Jesus	L	0	0	0	0	
-	9	Tellez Rodriguez Axel Manuel	MB	3	2	2	7	
-	10	Rangel Pedro	S	2	0	2	4	
-	14	Martínez Garcia Jonathan	MB	7	0	1	8	
-	15	Martínez Alan Gabriel	L	0	0	0	0	
-	16	Chávez Pasos Miguel Antonio	MB	1	1	0	2	
-	17	Orellana Nestor	OP	0	0	1	1	
-	20	Duarte Julian	WS	1	0	0	1	
-	23	Moreno Alejandro	WS	0	0	0	0	
-	25	Aranda Christian	S	0	0	0	0	
Total Team				58	16	37	111	52.25



Block


Rk	No	Name	Pos.	Kill Blocks	Faults	Rebounds	Total Attempts	Avg. by set
1	4	Ruiz De La Cruz Gonzalo	WS	3	2	1	6	0.75
2	9	Tellez Rodriguez Axel Manuel	MB	2	7	8	17	0.50
	14	Martínez Garcia Jonathan	MB	2	3	7	12	0.50
4	1	Vargas Daniel	OP	1	7	3	11	0.25
	11	Barajas Jorge	WS	1	3	4	8	0.25
-	3	Garay Nava Ridl Alexis	OP	0	0	0	0	
-	5	Rangel Jesus	L	0	0	0	0	
-	10	Rangel Pedro	S	0	6	6	12	
-	15	Martínez Alan Gabriel	L	0	0	0	0	
-	16	Chávez Pasos Miguel Antonio	MB	0	1	0	1	
-	17	Orellana Nestor	OP	0	0	0	0	
-	20	Duarte Julian	WS	0	0	0	0	
-	23	Moreno Alejandro	WS	0	0	0	0	
-	25	Aranda Christian	S	0	0	0	0	
Total Team				9	29	29	67	2.25





Serve

Rk	No	Name	Pos.	Aces	Faults	Serve Hits	Total Attempts	Avg. by set
1	9	Tellez Rodriguez Axel Manuel	MB	2	5	5	12	0.50
2	11	Barajas Jorge	WS	1	2	20	23	0.25
-	1	Vargas Daniel	OP	0	1	9	10	
-	3	Garay Nava Ridl Alexis	OP	0	0	0	0	
-	4	Ruiz De La Cruz Gonzalo	WS	0	1	13	14	
-	5	Rangel Jesus	L	0	0	0	0	
-	10	Rangel Pedro	S	0	1	16	17	
-	14	Martínez Garcia Jonathan	MB	0	1	11	12	
-	15	Martínez Alan Gabriel	L	0	0	0	0	
-	16	Chávez Pasos Miguel Antonio	MB	0	1	1	2	
-	17	Orellana Nestor	OP	0	0	4	4	
-	20	Duarte Julian	WS	0	0	3	3	
-	23	Moreno Alejandro	WS	0	0	0	0	
-	25	Aranda Christian	S	0	0	1	1	
Total Team				3	12	83	98	0.75

Team	Total Team	29	0	29	
-------------	------------	----	---	----	--




	Rk	No	Name	Pos.	Digs	Faults	Receptions	Total Attempts	Avg. by set
	Dig	1	10	Rangel Pedro	S	15	3	2	20
		15	Martinez Alan Gabriel	L	15	8	2	25	3.75
3		1	Vargas Daniel	OP	7	7	0	14	1.75
4		11	Barajas Jorge	WS	5	2	1	8	1.25
5		4	Ruiz De La Cruz Gonzalo	WS	4	1	2	7	1.00
		5	Rangel Jesus	L	4	1	2	7	1.00
7		14	Martínez Garcia Jonathan	MB	3	0	0	3	0.75
8		9	Tellez Rodriguez Axel Manuel	MB	2	0	0	2	0.50
-		3	Garay Nava Ridl Alexis	OP	0	0	0	0	
-		16	Chávez Pasos Miguel Antonio	MB	0	0	0	0	
-		17	Orellana Nestor	OP	0	0	0	0	
-		20	Duarte Julian	WS	0	0	0	0	
-		23	Moreno Alejandro	WS	0	0	0	0	
-		25	Aranda Christian	S	0	2	0	2	
Total Team					55	24	9	88	13.75


	Rk	No	Name	Pos.	Running Sets	Faults	Still Sets	Total Attempts	Avg. by set
	Set	1	10	Rangel Pedro	S	48	2	33	83
2		25	Aranda Christian	S	1	0	1	2	0.25
-		1	Vargas Daniel	OP	0	0	0	0	
-		3	Garay Nava Ridl Alexis	OP	0	0	0	0	
-		4	Ruiz De La Cruz Gonzalo	WS	0	0	0	0	
-		5	Rangel Jesus	L	0	0	0	0	
-		9	Tellez Rodriguez Axel Manuel	MB	0	0	1	1	
-		11	Barajas Jorge	WS	0	0	3	3	
-		14	Martínez Garcia Jonathan	MB	0	0	0	0	
-		15	Martinez Alan Gabriel	L	0	0	0	0	
-		16	Chávez Pasos Miguel Antonio	MB	0	0	0	0	
-		17	Orellana Nestor	OP	0	0	0	0	
-		20	Duarte Julian	WS	0	0	1	1	
-		23	Moreno Alejandro	WS	0	0	0	0	
Total Team					49	2	39	90	12.25


	Rk	No	Name	Pos.	Running Sets	Faults	Still Sets	Total Attempts	Eff. %
	Reception	1	11	Barajas Jorge	WS	28	2	6	36
2		5	Rangel Jesus	L	20	1	6	27	70.37
-		1	Vargas Daniel	OP	0	0	0	0	
-		3	Garay Nava Ridl Alexis	OP	0	0	0	0	
-		4	Ruiz De La Cruz Gonzalo	WS	8	1	1	10	
-		9	Tellez Rodriguez Axel Manuel	MB	0	0	0	0	
-		10	Rangel Pedro	S	0	0	0	0	
-		14	Martínez Garcia Jonathan	MB	0	0	0	0	
-		15	Martinez Alan Gabriel	L	0	0	0	0	
-		16	Chávez Pasos Miguel Antonio	MB	0	0	0	0	
-		17	Orellana Nestor	OP	0	0	0	0	
-		20	Duarte Julian	WS	1	1	0	2	
-		23	Moreno Alejandro	WS	0	0	0	0	
-		25	Aranda Christian	S	0	0	0	0	
Total Team					57	5	13	75	69.33


Limit: 20.00%

PER • Peru

Rk	No	Name	Pos.	Spikes	Faults	Shots	Total Attempts	Succ. %	
	1	14	Hidalgo Alvaro	WS	16	3	12	31	51.61
	2	12	Porras Balcazar Daniel Andre	WS	10	2	8	20	50.00
	3	7	Romay Dammert Eduardo	OP	13	9	16	38	34.21
	-	1	Urueña Daniel	MB	7	0	3	10	
	-	2	Williams Paul	S	1	3	1	5	
	-	3	Aguilar Orlando	S	0	0	0	0	
	-	8	Jaramillo Maikel	WS	0	0	0	0	
	-	10	Silva-Santisteban Juan	S	0	0	0	0	
	-	11	Nakamatsu Jonathan	L	0	0	0	0	
	-	13	Bernaola Benny	MB	4	1	5	10	
	-	23	Calvera Gomez Marco	WS	0	0	0	0	
	-	24	Patron Benjamin	MB	0	0	0	0	
Total Team					51	18	45	114	44.74
Limit: 15.00%									
	Rk	No	Name	Pos.	Kill Blocks	Faults	Rebounds	Total Attempts	Avg. by set
	1	1	Urueña Daniel	MB	3	3	3	9	0.75
	2	12	Porras Balcazar Daniel Andre	WS	2	5	1	8	0.50
	3	2	Williams Paul	S	1	3	0	4	0.25
		14	Hidalgo Alvaro	WS	1	3	2	6	0.25
	-	3	Aguilar Orlando	S	0	0	0	0	
	-	7	Romay Dammert Eduardo	OP	0	3	7	10	
	-	8	Jaramillo Maikel	WS	0	0	0	0	
	-	10	Silva-Santisteban Juan	S	0	0	0	0	
	-	11	Nakamatsu Jonathan	L	0	0	0	0	
	-	13	Bernaola Benny	MB	0	7	4	11	
	-	23	Calvera Gomez Marco	WS	0	1	0	1	
	-	24	Patron Benjamin	MB	0	0	0	0	
Total Team					7	25	17	49	1.75
	Rk	No	Name	Pos.	Aces	Faults	Serve Hits	Total Attempts	Avg. by set
	1	1	Urueña Daniel	MB	1	2	8	11	0.25
		2	Williams Paul	S	1	2	12	15	0.25
		7	Romay Dammert Eduardo	OP	1	4	13	18	0.25
	-	3	Aguilar Orlando	S	0	0	5	5	
	-	8	Jaramillo Maikel	WS	0	0	0	0	
	-	10	Silva-Santisteban Juan	S	0	0	0	0	
	-	11	Nakamatsu Jonathan	L	0	0	0	0	
	-	12	Porras Balcazar Daniel Andre	WS	0	2	17	19	
	-	13	Bernaola Benny	MB	0	1	9	10	
	-	14	Hidalgo Alvaro	WS	0	2	8	10	
	-	23	Calvera Gomez Marco	WS	0	1	0	1	
	-	24	Patron Benjamin	MB	0	0	0	0	
Total Team					3	14	72	89	0.75
Team	Total Team				27	0		27	

 Dig	Rk	No	Name	Pos.	Digs	Faults	Receptions	Total Attempts	Avg. by set
	1	11	Nakamatsu Jonathan	L	14	4	3	21	3.50
	2	2	Williams Paul	S	10	10	3	23	2.50
		12	Porras Balcazar Daniel Andre	WS	10	9	4	23	2.50
		14	Hidalgo Alvaro	WS	10	5	0	15	2.50
	5	13	Bernaola Benny	MB	7	3	0	10	1.75
	6	1	Urueña Daniel	MB	2	1	0	3	0.50
		7	Romay Dammert Eduardo	OP	2	4	1	7	0.50
	-	3	Aguilar Orlando	S	0	2	0	2	
	-	8	Jaramillo Maikel	WS	0	0	0	0	
-	10	Silva-Santisteban Juan	S	0	0	0	0		
-	23	Calvera Gomez Marco	WS	0	0	0	0		
-	24	Patron Benjamin	MB	0	0	0	0		
Total Team					55	38	11	104	13.75

 Set	Rk	No	Name	Pos.	Running Sets	Faults	Still Sets	Total Attempts	Avg. by set
	1	2	Williams Paul	S	30	1	60	91	7.50
	-	1	Urueña Daniel	MB	0	0	0	0	
	-	3	Aguilar Orlando	S	0	0	0	0	
	-	7	Romay Dammert Eduardo	OP	0	0	1	1	
	-	8	Jaramillo Maikel	WS	0	0	0	0	
	-	10	Silva-Santisteban Juan	S	0	0	0	0	
	-	11	Nakamatsu Jonathan	L	0	0	0	0	
	-	12	Porras Balcazar Daniel Andre	WS	0	0	0	0	
	-	13	Bernaola Benny	MB	0	0	0	0	
-	14	Hidalgo Alvaro	WS	0	0	0	0		
-	23	Calvera Gomez Marco	WS	0	0	0	0		
-	24	Patron Benjamin	MB	0	0	0	0		
Total Team					30	1	61	92	7.50

 Reception Limit: 20.00%	Rk	No	Name	Pos.	Running Sets	Faults	Still Sets	Total Attempts	Eff. %
	1	11	Nakamatsu Jonathan	L	20	0	9	29	68.97
	2	12	Porras Balcazar Daniel Andre	WS	20	0	11	31	64.52
	3	14	Hidalgo Alvaro	WS	10	3	12	25	28.00
	-	1	Urueña Daniel	MB	0	0	0	0	
	-	2	Williams Paul	S	0	0	0	0	
	-	3	Aguilar Orlando	S	0	0	0	0	
	-	7	Romay Dammert Eduardo	OP	0	0	0	0	
	-	8	Jaramillo Maikel	WS	0	0	0	0	
	-	10	Silva-Santisteban Juan	S	0	0	0	0	
-	13	Bernaola Benny	MB	0	0	1	1		
-	23	Calvera Gomez Marco	WS	0	0	0	0		
-	24	Patron Benjamin	MB	0	0	0	0		
Total Team					50	3	33	86	54.65