


Match: 13 **Date:** 18/06/2019 **Spectators:**
City: Colima
Hall: Auditorio Multifuncional
Match duration: **Start:** 09:00 **End:** 10:09 **Total:** 1:09

Teams	Sets	1	2	3	4	5	Total
SUR	0	11	15	10			36
CUB	3	25	25	25			75
Duration:		0:19	0:24	0:20			1:03




SUR • Suriname



Spike


Limit: 15.00%

Rk	No	Name	Pos.	Spikes	Faults	Shots	Total Attempts	Succ. %
1	9	Breinburg Zefanio	OP	7	8	9	24	29.17
2	7	Sporkslede Keven	WS	5	6	9	20	25.00
-	1	Brunings Dion	L	0	0	0	0	
-	2	Baumgard Emanuel	MB	1	0	1	2	
-	3	Akiemboto Adyante	MB	0	0	0	0	
-	5	Van Der Boom Chikel	WS	0	0	0	0	
-	6	Pinas David	WS	3	1	0	4	
-	8	Bakboord Tariq	OP	0	0	0	0	
-	10	Fraser Clyde	MB	2	0	1	3	
-	11	Mahabali Leonel	S	0	0	0	0	
-	12	Foe-A-Man Casey	S	0	0	1	1	
-	13	Krak Marcel	WS	1	2	0	3	
-	14	Flu Marc	MB	0	1	2	3	
-	16	Dwarkasing Joshua	L	0	0	0	0	
Total Team				19	18	23	60	31.67



Block


Rk	No	Name	Pos.	Kill Blocks	Faults	Rebounds	Total Attempts	Avg. by set
1	7	Sporkslede Keven	WS	1	4	0	5	0.33
-	1	Brunings Dion	L	0	0	0	0	
-	2	Baumgard Emanuel	MB	0	2	3	5	
-	3	Akiemboto Adyante	MB	0	0	0	0	
-	5	Van Der Boom Chikel	WS	0	0	0	0	
-	6	Pinas David	WS	0	2	0	2	
-	8	Bakboord Tariq	OP	0	0	0	0	
-	9	Breinburg Zefanio	OP	0	4	0	4	
-	10	Fraser Clyde	MB	0	4	0	4	
-	11	Mahabali Leonel	S	0	1	0	1	
-	12	Foe-A-Man Casey	S	0	1	1	2	
-	13	Krak Marcel	WS	0	0	0	0	
-	14	Flu Marc	MB	0	1	1	2	
-	16	Dwarkasing Joshua	L	0	0	0	0	
Total Team				1	19	5	25	0.33





Serve

Rk	No	Name	Pos.	Aces	Faults	Serve Hits	Total Attempts	Avg. by set
1	11	Mahabali Leonel	S	1	0	3	4	0.33
	14	Flu Marc	MB	1	0	3	4	0.33
-	1	Brunings Dion	L	0	0	0	0	
-	2	Baumgard Emanuel	MB	0	0	5	5	
-	3	Akiemboto Adyante	MB	0	0	0	0	
-	5	Van Der Boom Chikel	WS	0	0	0	0	
-	6	Pinas David	WS	0	1	3	4	
-	7	Sporkslede Keven	WS	0	1	3	4	
-	8	Bakboord Tariq	OP	0	0	0	0	
-	9	Breinburg Zefanio	OP	0	2	3	5	
-	10	Fraser Clyde	MB	0	0	3	3	
-	12	Foe-A-Man Casey	S	0	1	4	5	
-	13	Krak Marcel	WS	0	1	3	4	
-	16	Dwarkasing Joshua	L	0	0	0	0	
Total Team				2	6	30	38	0.67


Team	Total Team	14	0	14	
------	------------	----	---	----	--


	Rk	No	Name	Pos.	Digs	Faults	Receptions	Total Attempts	Avg. by set
	Dig	1	7	Sporkslede Keven	WS	5	4	0	9
	2	16	Dwarkasing Joshua	L	4	2	2	8	1.33
	3	13	Krak Marcel	WS	2	3	0	5	0.67
	4	9	Breinburg Zefanio	OP	1	3	1	5	0.33
	12		Foe-A-Man Casey	S	1	3	0	4	0.33
	14		Flu Marc	MB	1	0	0	1	0.33
	-	1	Brunings Dion	L	0	0	1	1	
	-	2	Baumgard Emanuel	MB	0	2	0	2	
	-	3	Akiemboto Adyante	MB	0	0	0	0	
	-	5	Van Der Boom Chikel	WS	0	0	0	0	
	-	6	Pinas David	WS	0	2	0	2	
	-	8	Bakboord Tariq	OP	0	0	0	0	
	-	10	Fraser Clyde	MB	0	0	0	0	
	-	11	Mahabali Leonel	S	0	0	1	1	
	Total Team				14	19	5	38	4.67


	Rk	No	Name	Pos.	Running Sets	Faults	Still Sets	Total Attempts	Avg. by set
	Set	1	11	Mahabali Leonel	S	6	0	10	16
	2	12	Foe-A-Man Casey	S	4	2	33	39	1.33
	-	1	Brunings Dion	L	0	0	0	0	
	-	2	Baumgard Emanuel	MB	0	0	1	1	
	-	3	Akiemboto Adyante	MB	0	0	0	0	
	-	5	Van Der Boom Chikel	WS	0	0	0	0	
	-	6	Pinas David	WS	0	0	0	0	
	-	7	Sporkslede Keven	WS	0	0	1	1	
	-	8	Bakboord Tariq	OP	0	0	0	0	
	-	9	Breinburg Zefanio	OP	0	0	2	2	
	-	10	Fraser Clyde	MB	0	0	0	0	
	-	13	Krak Marcel	WS	0	0	0	0	
	-	14	Flu Marc	MB	0	0	0	0	
	-	16	Dwarkasing Joshua	L	0	0	0	0	
	Total Team				10	2	47	59	3.33

	Rk	No	Name	Pos.	Running Sets	Faults	Still Sets	Total Attempts	Eff. %
	Reception	1	7	Sporkslede Keven	WS	4	1	16	21
	2	6	Pinas David	WS	5	8	10	23	-13.04
	-	1	Brunings Dion	L	0	0	1	1	
	-	2	Baumgard Emanuel	MB	0	0	0	0	
	-	3	Akiemboto Adyante	MB	0	0	0	0	
	-	5	Van Der Boom Chikel	WS	0	0	0	0	
	-	8	Bakboord Tariq	OP	0	0	0	0	
	-	9	Breinburg Zefanio	OP	0	0	0	0	
	-	10	Fraser Clyde	MB	0	0	0	0	
	-	11	Mahabali Leonel	S	0	0	0	0	
	-	12	Foe-A-Man Casey	S	0	0	0	0	
	-	13	Krak Marcel	WS	2	1	10	13	
	-	14	Flu Marc	MB	0	0	0	0	
	-	16	Dwarkasing Joshua	L	4	1	6	11	
Limit: 20.00%	Total Team				15	11	43	69	5.80




 Spike Limit: 15.00%	Rk	No	Name	Pos.	Spikes	Faults	Shots	Total Attempts	Succ. %
	1	15	Leon Napoles Yohan Armando	WS	11	2	1	14	78.57
	2	12	Herrera Jaime Jesus	OP	6	1	1	8	75.00
		18	Lopez Castro Miguel Angel	WS	9	0	3	12	75.00
	-	1	Masso Alvarez José Israel	OP	3	1	0	4	
	-	2	Mergarejo Hernandez Osniel Lazaro	WS	0	0	0	0	
	-	4	Yang Herrera Marlon	WS	0	0	0	0	
	-	5	Concepcion Rojas Javier Octavio	MB	2	0	1	3	
	-	7	Garcia Alvarez Yonder Roman	L	0	0	0	0	
	-	9	Osoria Rodriguez Livan	MB	1	1	1	3	
-	11	Taboada Diaz Lyvan	S	1	0	0	1		
-	14	Goide Arredondo Adrian Eduardo	S	0	0	0	0		
-	17	Alonso Arce Roamy Raul	MB	2	2	3	7		
Total Team					35	7	10	52	67.31


 Block	Rk	No	Name	Pos.	Kill Blocks	Faults	Rebounds	Total Attempts	Avg. by set
	1	9	Osoria Rodriguez Livan	MB	6	3	0	9	2.00
	2	11	Taboada Diaz Lyvan	S	1	1	2	4	0.33
		17	Alonso Arce Roamy Raul	MB	1	1	7	9	0.33
		18	Lopez Castro Miguel Angel	WS	1	0	2	3	0.33
	-	1	Masso Alvarez José Israel	OP	0	0	1	1	
	-	2	Mergarejo Hernandez Osniel Lazaro	WS	0	0	0	0	
	-	4	Yang Herrera Marlon	WS	0	0	0	0	
	-	5	Concepcion Rojas Javier Octavio	MB	0	4	0	4	
	-	7	Garcia Alvarez Yonder Roman	L	0	0	0	0	
-	12	Herrera Jaime Jesus	OP	0	1	0	1		
-	14	Goide Arredondo Adrian Eduardo	S	0	0	0	0		
-	15	Leon Napoles Yohan Armando	WS	0	2	0	2		
Total Team					9	12	12	33	3.00

 Serve	Rk	No	Name	Pos.	Aces	Faults	Serve Hits	Total Attempts	Avg. by set
	1	12	Herrera Jaime Jesus	OP	5	2	9	16	1.67
	2	15	Leon Napoles Yohan Armando	WS	4	1	10	15	1.33
	3	1	Masso Alvarez José Israel	OP	1	1	1	3	0.33
		9	Osoria Rodriguez Livan	MB	1	0	10	11	0.33
		11	Taboada Diaz Lyvan	S	1	0	11	12	0.33
		17	Alonso Arce Roamy Raul	MB	1	0	6	7	0.33
	-	2	Mergarejo Hernandez Osniel Lazaro	WS	0	0	0	0	
	-	4	Yang Herrera Marlon	WS	0	0	0	0	
	-	5	Concepcion Rojas Javier Octavio	MB	0	0	4	4	
-	7	Garcia Alvarez Yonder Roman	L	0	0	0	0		
-	14	Goide Arredondo Adrian Eduardo	S	0	0	0	0		
-	18	Lopez Castro Miguel Angel	WS	0	0	5	5		
Total Team					13	4	56	73	4.33

Team	Total Team	18	0		18
------	------------	----	---	--	----

	Rk	No	Name	Pos.	Digs	Faults	Receptions	Total Attempts	Avg. by set
	Dig	1	15	Leon Napoles Yohan Armando	WS	5	2	0	7
	2	18	Lopez Castro Miguel Angel	WS	4	0	0	4	1.33
	3	7	Garcia Alvarez Yonder Roman	L	3	2	1	6	1.00
	4	1	Masso Alvarez José Israel	OP	2	2	0	4	0.67
		12	Herrera Jaime Jesus	OP	2	0	0	2	0.67
	6	5	Concepcion Rojas Javier Octavio	MB	1	0	1	2	0.33
		9	Osoria Rodriguez Livan	MB	1	1	0	2	0.33
		11	Taboada Diaz Lyvan	S	1	3	0	4	0.33
		17	Alonso Arce Roamy Raul	MB	1	0	0	1	0.33
	-	2	Mergarejo Hernandez Osniel Lazaro	WS	0	0	0	0	
	-	4	Yang Herrera Marlon	WS	0	0	0	0	
	-	14	Goide Arredondo Adrian Eduardo	S	0	0	0	0	
Total Team					20	10	2	32	6.67

	Rk	No	Name	Pos.	Running Sets	Faults	Still Sets	Total Attempts	Avg. by set
	Set	1	11	Taboada Diaz Lyvan	S	29	0	16	45
	2	1	Masso Alvarez José Israel	OP	1	0	0	1	0.33
	-	2	Mergarejo Hernandez Osniel Lazaro	WS	0	0	0	0	
	-	4	Yang Herrera Marlon	WS	0	0	0	0	
	-	5	Concepcion Rojas Javier Octavio	MB	0	0	0	0	
	-	7	Garcia Alvarez Yonder Roman	L	0	0	0	0	
	-	9	Osoria Rodriguez Livan	MB	0	0	0	0	
	-	12	Herrera Jaime Jesus	OP	0	0	1	1	
	-	14	Goide Arredondo Adrian Eduardo	S	0	0	0	0	
	-	15	Leon Napoles Yohan Armando	WS	0	0	0	0	
	-	17	Alonso Arce Roamy Raul	MB	0	0	0	0	
	-	18	Lopez Castro Miguel Angel	WS	0	0	0	0	
Total Team					30	0	17	47	10.00

	Rk	No	Name	Pos.	Running Sets	Faults	Still Sets	Total Attempts	Eff. %
	Reception	1	18	Lopez Castro Miguel Angel	WS	6	0	3	9
	2	15	Leon Napoles Yohan Armando	WS	11	2	3	16	56.25
	-	1	Masso Alvarez José Israel	OP	0	0	0	0	
	-	2	Mergarejo Hernandez Osniel Lazaro	WS	0	0	0	0	
	-	4	Yang Herrera Marlon	WS	0	0	0	0	
	-	5	Concepcion Rojas Javier Octavio	MB	0	0	0	0	
	-	7	Garcia Alvarez Yonder Roman	L	5	1	0	6	
	-	9	Osoria Rodriguez Livan	MB	0	0	0	0	
	-	11	Taboada Diaz Lyvan	S	1	0	0	1	
	-	12	Herrera Jaime Jesus	OP	0	0	0	0	
	-	14	Goide Arredondo Adrian Eduardo	S	0	0	0	0	
	-	17	Alonso Arce Roamy Raul	MB	0	0	0	0	
Total Team					23	3	6	32	62.50

Limit: 20.00%