


Match: 16 **Date:** 18/06/2019 **Spectators:**
City: Colima
Hall: Auditorio Multifuncional
Match duration: **Start:** 16:00 **End:** 17:30 **Total:** 1:30

Teams	Sets	1	2	3	4	5	Total
DOM	0	20	19	20			59
USA	3	25	25	25			75
Duration:		0:30	0:26	0:28			1:24



DOM • Dominican Republic



Spike

Limit: 15.00%

Rk	No	Name	Pos.	Spikes	Faults	Shots	Total Attempts	Succ. %
1	19	Cruz Cepin Hector Alexis	WS	11	2	12	25	44.00
2	1	Tapia Santana Henry Omar	OP	11	3	12	26	42.31
3	13	Mercedes Cruz Jonathan	WS	3	5	7	15	20.00
-	2	Jaquez Gomez Omar Alexis	WS	0	0	0	0	
-	4	De Jesus Hernandez Juan José	S	1	1	0	2	
-	5	Mauricio Armando Juan Alberto	L	0	0	0	0	
-	6	Perez Sena Victor Joan	MB	0	0	0	0	
-	7	Frias Tavares Mario Emilio	OP	3	0	1	4	
-	8	Lopez Capellan Henry Antonio	WS	0	0	0	0	
-	9	Tolentino Lorenzo Braymer Norbery	L	0	0	0	0	
-	10	Muñoz Lopez Brian Ramon	WS	0	0	0	0	
-	12	Capellan Rodriguez Jhoan Jesus	S	0	0	0	0	
-	14	Romero Perez Felix Miguel	MB	0	0	0	0	
-	15	Paulino Paulino Richi	MB	6	0	1	7	
Total Team				35	11	33	79	44.30



Block

Rk	No	Name	Pos.	Kill Blocks	Faults	Rebounds	Total Attempts	Avg. by set
1	4	De Jesus Hernandez Juan José	S	1	1	2	4	0.33
	15	Paulino Paulino Richi	MB	1	6	4	11	0.33
	19	Cruz Cepin Hector Alexis	WS	1	3	1	5	0.33
-	1	Tapia Santana Henry Omar	OP	0	3	4	7	
-	2	Jaquez Gomez Omar Alexis	WS	0	0	0	0	
-	5	Mauricio Armando Juan Alberto	L	0	0	0	0	
-	6	Perez Sena Victor Joan	MB	0	0	0	0	
-	7	Frias Tavares Mario Emilio	OP	0	6	1	7	
-	8	Lopez Capellan Henry Antonio	WS	0	0	0	0	
-	9	Tolentino Lorenzo Braymer Norbery	L	0	0	0	0	
-	10	Muñoz Lopez Brian Ramon	WS	0	0	0	0	
-	12	Capellan Rodriguez Jhoan Jesus	S	0	0	0	0	
-	13	Mercedes Cruz Jonathan	WS	0	0	2	2	
-	14	Romero Perez Felix Miguel	MB	0	0	0	0	
Total Team				3	19	14	36	1.00





Serve

Rk	No	Name	Pos.	Aces	Faults	Serve Hits	Total Attempts	Avg. by set
1	19	Cruz Cepin Hector Alexis	WS	3	1	10	14	1.00
2	1	Tapia Santana Henry Omar	OP	1	1	13	15	0.33
	13	Mercedes Cruz Jonathan	WS	1	3	6	10	0.33
-	2	Jaquez Gomez Omar Alexis	WS	0	0	3	3	
-	4	De Jesus Hernandez Juan José	S	0	1	6	7	
-	5	Mauricio Armando Juan Alberto	L	0	0	0	0	
-	6	Perez Sena Victor Joan	MB	0	0	0	0	
-	7	Frias Tavares Mario Emilio	OP	0	2	4	6	
-	8	Lopez Capellan Henry Antonio	WS	0	0	0	0	
-	9	Tolentino Lorenzo Braymer Norbery	L	0	0	0	0	
-	10	Muñoz Lopez Brian Ramon	WS	0	0	1	1	
-	12	Capellan Rodriguez Jhoan Jesus	S	0	0	2	2	
-	14	Romero Perez Felix Miguel	MB	0	0	0	0	
-	15	Paulino Paulino Richi	MB	0	0	4	4	
Total Team				5	8	49	62	1.67

Team	Total Team	16	0	16	
-------------	------------	----	---	----	--

	Rk	No	Name	Pos.	Digs	Faults	Receptions	Total Attempts	Avg. by set
		1	4	De Jesus Hernandez Juan José	S	6	4	2	12
	2	1	Tapia Santana Henry Omar	OP	5	5	3	13	1.67
		5	Mauricio Armando Juan Alberto	L	5	1	1	7	1.67
		9	Tolentino Lorenzo Braymer Norbery	L	5	1	2	8	1.67
		19	Cruz Cepin Hector Alexis	WS	5	6	0	11	1.67
	6	13	Mercedes Cruz Jonathan	WS	3	1	1	5	1.00
	7	2	Jaquez Gomez Omar Alexis	WS	1	1	0	2	0.33
		15	Paulino Paulino Richi	MB	1	0	0	1	0.33
	-	6	Perez Sena Victor Joan	MB	0	0	0	0	
	-	7	Frias Tavares Mario Emilio	OP	0	2	0	2	
	-	8	Lopez Capellan Henry Antonio	WS	0	0	0	0	
	-	10	Muñoz Lopez Brian Ramon	WS	0	0	0	0	
	-	12	Capellan Rodriguez Jhoan Jesus	S	0	0	0	0	
	-	14	Romero Perez Felix Miguel	MB	0	0	0	0	
	Total Team				31	21	9	61	10.33




	Rk	No	Name	Pos.	Running Sets	Faults	Still Sets	Total Attempts	Avg. by set
		1	4	De Jesus Hernandez Juan José	S	16	0	43	59
	2	7	Frias Tavares Mario Emilio	OP	1	0	1	2	0.33
	-	1	Tapia Santana Henry Omar	OP	0	0	1	1	
	-	2	Jaquez Gomez Omar Alexis	WS	0	0	0	0	
	-	5	Mauricio Armando Juan Alberto	L	0	0	0	0	
	-	6	Perez Sena Victor Joan	MB	0	0	0	0	
	-	8	Lopez Capellan Henry Antonio	WS	0	0	0	0	
	-	9	Tolentino Lorenzo Braymer Norbery	L	0	0	0	0	
	-	10	Muñoz Lopez Brian Ramon	WS	0	0	0	0	
	-	12	Capellan Rodriguez Jhoan Jesus	S	0	0	0	0	
	-	13	Mercedes Cruz Jonathan	WS	0	1	3	4	
	-	14	Romero Perez Felix Miguel	MB	0	0	0	0	
	-	15	Paulino Paulino Richi	MB	0	0	0	0	
	-	19	Cruz Cepin Hector Alexis	WS	0	1	4	5	
	Total Team				17	2	52	71	5.67


	Rk	No	Name	Pos.	Running Sets	Faults	Still Sets	Total Attempts	Eff. %
		1	13	Mercedes Cruz Jonathan	WS	7	3	5	15
	2	19	Cruz Cepin Hector Alexis	WS	9	4	13	26	19.23
	3	9	Tolentino Lorenzo Braymer Norbery	L	6	7	12	25	-4.00
	-	1	Tapia Santana Henry Omar	OP	0	0	0	0	
	-	2	Jaquez Gomez Omar Alexis	WS	0	0	0	0	
	-	4	De Jesus Hernandez Juan José	S	0	0	0	0	
	-	5	Mauricio Armando Juan Alberto	L	0	0	0	0	
	-	6	Perez Sena Victor Joan	MB	0	0	0	0	
	-	7	Frias Tavares Mario Emilio	OP	0	0	0	0	
	-	8	Lopez Capellan Henry Antonio	WS	0	0	0	0	
	-	10	Muñoz Lopez Brian Ramon	WS	0	0	0	0	
	-	12	Capellan Rodriguez Jhoan Jesus	S	0	0	0	0	
	-	14	Romero Perez Felix Miguel	MB	0	0	0	0	
	-	15	Paulino Paulino Richi	MB	0	0	0	0	
	Total Team				22	14	30	66	12.12


Limit: 20.00%




USA • USA

Rk	No	Name	Pos.	Spikes	Faults	Shots	Total Attempts	Succ. %	
 <p>Spike</p> <p>Limit: 15.00%</p>									
1	10	Russell Kyle	OP	13	4	9	26	50.00	
2	9	Cowell Colton	WS	7	2	8	17	41.18	
3	12	Holt Samuel	WS	5	3	8	16	31.25	
-	2	Jarman Price	MB	3	0	1	4		
-	3	Seif Jonah	S	0	0	0	0		
-	5	Shaw James	OP	2	0	1	3		
-	7	Worsley Joseph	S	0	0	0	0		
-	13	Tuaniga Joshua	S	1	1	0	2		
-	14	Wieczorek David	WS	0	0	0	0		
-	16	Schmidt Brendan	MB	2	1	0	3		
-	17	Huhmann George	MB	6	1	3	10		
-	19	Dagostino Kyle	L	0	0	0	0		
-	22	Fey Kupono	L	0	0	0	0		
-	23	Kessel Cody	WS	0	0	0	0		
Total Team				39	12	30	81	48.15	
 <p>Block</p>									
Rk	No	Name	Pos.	Kill Blocks	Faults	Rebounds	Total Attempts	Avg. by set	
1	12	Holt Samuel	WS	3	0	0	3	1.00	
2	2	Jarman Price	MB	2	4	3	9	0.67	
	17	Huhmann George	MB	2	6	5	13	0.67	
4	7	Worsley Joseph	S	1	1	0	2	0.33	
	9	Cowell Colton	WS	1	3	3	7	0.33	
-	3	Seif Jonah	S	0	0	0	0		
-	5	Shaw James	OP	0	0	0	0		
-	10	Russell Kyle	OP	0	2	2	4		
-	13	Tuaniga Joshua	S	0	2	3	5		
-	14	Wieczorek David	WS	0	0	0	0		
-	16	Schmidt Brendan	MB	0	0	1	1		
-	19	Dagostino Kyle	L	0	0	0	0		
-	22	Fey Kupono	L	0	0	0	0		
-	23	Kessel Cody	WS	0	0	0	0		
Total Team				9	18	17	44	3.00	
 <p>Serve</p>									
Rk	No	Name	Pos.	Aces	Faults	Serve Hits	Total Attempts	Avg. by set	
1	9	Cowell Colton	WS	3	1	14	18	1.00	
	10	Russell Kyle	OP	3	0	6	9	1.00	
3	12	Holt Samuel	WS	2	3	4	9	0.67	
	13	Tuaniga Joshua	S	2	0	8	10	0.67	
5	3	Seif Jonah	S	1	0	2	3	0.33	
	7	Worsley Joseph	S	1	1	0	2	0.33	
	17	Huhmann George	MB	1	2	12	15	0.33	
-	2	Jarman Price	MB	0	0	2	2		
-	5	Shaw James	OP	0	0	1	1		
-	14	Wieczorek David	WS	0	0	0	0		
-	16	Schmidt Brendan	MB	0	0	5	5		
-	19	Dagostino Kyle	L	0	0	0	0		
-	22	Fey Kupono	L	0	0	0	0		
-	23	Kessel Cody	WS	0	0	1	1		
Total Team				13	7	55	75	4.33	
Team				Total Team	14	0		14	

 Dig	Rk	No	Name	Pos.	Digs	Faults	Receptions	Total Attempts	Avg. by set
	1	19	Dagostino Kyle	L	15	6	1	22	5.00
	2	12	Holt Samuel	WS	10	4	1	15	3.33
	3	10	Russell Kyle	OP	6	1	0	7	2.00
	4	9	Cowell Colton	WS	4	1	0	5	1.33
	5	7	Worsley Joseph	S	3	0	0	3	1.00
	6	13	Tuaniga Joshua	S	2	2	0	4	0.67
	17	Huhmann George	MB	2	0	0	2	0.67	
	8	3	Seif Jonah	S	1	0	0	1	0.33
	5	Shaw James	OP	1	0	0	1	0.33	
-	2	Jarman Price	MB	0	0	0	0		
-	14	Wieczorek David	WS	0	0	0	0		
-	16	Schmidt Brendan	MB	0	1	0	1		
-	22	Fey Kupono	L	0	0	0	0		
-	23	Kessel Cody	WS	0	0	0	0		
Total Team					44	15	2	61	14.67

 Set	Rk	No	Name	Pos.	Running Sets	Faults	Still Sets	Total Attempts	Avg. by set
	1	13	Tuaniga Joshua	S	26	0	19	45	8.67
	2	3	Seif Jonah	S	8	0	5	13	2.67
	3	7	Worsley Joseph	S	6	0	1	7	2.00
	-	2	Jarman Price	MB	0	0	1	1	
	-	5	Shaw James	OP	0	0	0	0	
	-	9	Cowell Colton	WS	0	0	4	4	
	-	10	Russell Kyle	OP	0	0	1	1	
	-	12	Holt Samuel	WS	0	0	0	0	
	-	14	Wieczorek David	WS	0	1	0	1	
-	16	Schmidt Brendan	MB	0	0	0	0		
-	17	Huhmann George	MB	0	0	0	0		
-	19	Dagostino Kyle	L	0	0	0	0		
-	22	Fey Kupono	L	0	0	0	0		
-	23	Kessel Cody	WS	0	0	0	0		
Total Team					40	1	31	72	13.33

 Reception Limit: 20.00%	Rk	No	Name	Pos.	Running Sets	Faults	Still Sets	Total Attempts	Eff. %
	1	12	Holt Samuel	WS	12	3	5	20	45.00
	2	9	Cowell Colton	WS	12	3	6	21	42.86
	-	2	Jarman Price	MB	0	0	0	0	
	-	3	Seif Jonah	S	0	0	0	0	
	-	5	Shaw James	OP	0	0	0	0	
	-	7	Worsley Joseph	S	0	0	0	0	
	-	10	Russell Kyle	OP	0	0	0	0	
	-	13	Tuaniga Joshua	S	0	0	1	1	
	-	14	Wieczorek David	WS	1	0	0	1	
-	16	Schmidt Brendan	MB	0	0	0	0		
-	17	Huhmann George	MB	0	0	1	1		
-	19	Dagostino Kyle	L	6	0	2	8		
-	22	Fey Kupono	L	1	0	0	1		
-	23	Kessel Cody	WS	0	0	0	0		
Total Team					32	6	15	53	49.06