

Match: 22 **Date:** 19/06/2019 **Spectators:**
City: Colima
Hall: Auditorio Multifuncional
Match duration: **Start:** 18:00 **End:** 19:31 **Total:** 1:31

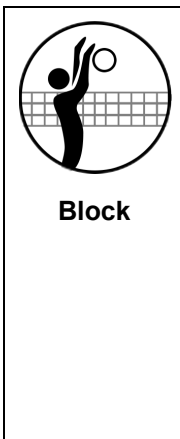
Teams	Sets	1	2	3	4	5	Total
ARG	3	25	25	25			75
USA	0	23	22	22			67
Duration:		0:28	0:29	0:28			1:25



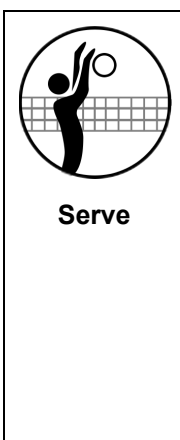
ARG • Argentina



Rk	No	Name	Pos.	Spikes	Faults	Shots	Total Attempts	Succ. %
1	23	Gallego Joaquin	MB	6	1	5	12	50.00
	24	Johansen German	OP	8	3	5	16	50.00
3	10	Bruno Nicolas	WS	9	4	7	20	45.00
4	25	Lazo Nicolás	WS	4	1	8	13	30.77
-	1	Sanchez Matias	S	0	0	1	1	
-	3	Palonsky Luciano	WS	0	0	0	0	
-	7	Giraud Matias	S	0	0	1	1	
-	8	Zerba Nicolas	MB	0	0	0	0	
-	11	Fernandez Gaston	MB	6	1	4	11	
-	15	Imhoff Facundo	MB	0	0	0	0	
-	19	Massimino Franco	L	0	0	0	0	
-	20	Santucci Facundo	L	0	0	0	0	
-	22	Zanotti Lisandro	WS	2	1	1	4	
Total Team				35	11	32	78	44.87



Rk	No	Name	Pos.	Kill Blocks	Faults	Rebounds	Total Attempts	Avg. by set
1	23	Gallego Joaquin	MB	4	7	3	14	1.33
2	24	Johansen German	OP	2	1	3	6	0.67
3	7	Giraud Matias	S	1	0	0	1	0.33
	11	Fernandez Gaston	MB	1	2	12	15	0.33
	22	Zanotti Lisandro	WS	1	2	0	3	0.33
	25	Lazo Nicolás	WS	1	0	2	3	0.33
-	1	Sanchez Matias	S	0	1	1	2	
-	3	Palonsky Luciano	WS	0	0	1	1	
-	8	Zerba Nicolas	MB	0	1	0	1	
-	10	Bruno Nicolas	WS	0	2	3	5	
-	15	Imhoff Facundo	MB	0	0	0	0	
-	19	Massimino Franco	L	0	0	0	0	
-	20	Santucci Facundo	L	0	0	0	0	
Total Team				10	16	25	51	3.33



Rk	No	Name	Pos.	Aces	Faults	Serve Hits	Total Attempts	Avg. by set
1	1	Sanchez Matias	S	1	1	13	15	0.33
	24	Johansen German	OP	1	2	10	13	0.33
	25	Lazo Nicolás	WS	1	2	5	8	0.33
-	3	Palonsky Luciano	WS	0	0	1	1	
-	7	Giraud Matias	S	0	0	0	0	
-	8	Zerba Nicolas	MB	0	0	0	0	
-	10	Bruno Nicolas	WS	0	3	11	14	
-	11	Fernandez Gaston	MB	0	3	6	9	
-	15	Imhoff Facundo	MB	0	0	0	0	
-	19	Massimino Franco	L	0	0	0	0	
-	20	Santucci Facundo	L	0	0	0	0	
-	22	Zanotti Lisandro	WS	0	0	5	5	
-	23	Gallego Joaquin	MB	0	1	9	10	
Total Team				3	12	60	75	1.00

Team	Total Team	27	0	27

Rk	No	Name	Pos.	Digs	Faults	Receptions	Total Attempts	Avg. by set
1	20	Santucci Facundo	L	16	5	3	24	5.33
2	10	Bruno Nicolas	WS	11	5	0	16	3.67
3	25	Lazo Nicolás	WS	5	6	1	12	1.67
4	1	Sanchez Matias	S	3	1	0	4	1.00
	22	Zanotti Lisandro	WS	3	2	0	5	1.00
6	23	Gallego Joaquin	MB	2	0	0	2	0.67
	24	Johansen German	OP	2	3	1	6	0.67
8	3	Palonsky Luciano	WS	1	0	0	1	0.33
	11	Fernandez Gaston	MB	1	1	0	2	0.33
-	7	Giraud Matias	S	0	0	0	0	
-	8	Zerba Nicolas	MB	0	0	0	0	
-	15	Imhoff Facundo	MB	0	0	0	0	
-	19	Massimino Franco	L	0	0	0	0	
Total Team				44	23	5	72	14.67


Rk	No	Name	Pos.	Running Sets	Faults	Still Sets	Total Attempts	Avg. by set
1	1	Sanchez Matias	S	32	0	32	64	10.67
-	3	Palonsky Luciano	WS	0	0	0	0	
-	7	Giraud Matias	S	0	0	4	4	
-	8	Zerba Nicolas	MB	0	0	0	0	
-	10	Bruno Nicolas	WS	0	0	2	2	
-	11	Fernandez Gaston	MB	0	1	1	2	
-	15	Imhoff Facundo	MB	0	0	0	0	
-	19	Massimino Franco	L	0	0	0	0	
-	20	Santucci Facundo	L	0	0	0	0	
-	22	Zanotti Lisandro	WS	0	0	0	0	
-	23	Gallego Joaquin	MB	0	0	0	0	
-	24	Johansen German	OP	0	0	0	0	
-	25	Lazo Nicolás	WS	0	0	0	0	
Total Team				32	1	39	72	10.67

Rk	No	Name	Pos.	Running Sets	Faults	Still Sets	Total Attempts	Eff. %
1	25	Lazo Nicolás	WS	7	0	5	12	58.33
2	10	Bruno Nicolas	WS	9	2	6	17	41.18
3	20	Santucci Facundo	L	7	2	6	15	33.33
-	1	Sanchez Matias	S	0	0	0	0	
-	3	Palonsky Luciano	WS	0	0	0	0	
-	7	Giraud Matias	S	0	0	0	0	
-	8	Zerba Nicolas	MB	0	0	0	0	
-	11	Fernandez Gaston	MB	0	0	0	0	
-	15	Imhoff Facundo	MB	0	0	0	0	
-	19	Massimino Franco	L	0	0	0	0	
-	22	Zanotti Lisandro	WS	3	0	1	4	
-	23	Gallego Joaquin	MB	0	0	0	0	
-	24	Johansen German	OP	0	0	0	0	
Total Team				26	4	18	48	45.83

Limit: 20.00%




USA • USA



Spike


Limit: 15.00%

Rk	No	Name	Pos.	Spikes	Faults	Shots	Total Attempts	Succ. %
1	14	Wieczorek David	WS	7	4	7	18	38.89
2	9	Cowell Colton	WS	9	5	11	25	36.00
-	2	Jarman Price	MB	0	0	0	0	
-	3	Seif Jonah	S	0	0	0	0	
-	5	Shaw James	OP	7	1	1	9	
-	7	Worsley Joseph	S	0	1	2	3	
-	10	Russell Kyle	OP	6	1	3	10	
-	12	Holt Samuel	WS	0	0	0	0	
-	13	Tuaniga Joshua	S	1	1	2	4	
-	16	Schmidt Brendan	MB	2	0	4	6	
-	17	Huhmann George	MB	5	1	0	6	
-	19	Dagostino Kyle	L	0	0	0	0	
-	22	Fey Kupono	L	0	0	0	0	
-	23	Kessel Cody	WS	0	0	1	1	
Total Team				37	14	31	82	45.12



Block


Rk	No	Name	Pos.	Kill Blocks	Faults	Rebounds	Total Attempts	Avg. by set
1	17	Huhmann George	MB	2	3	1	6	0.67
2	5	Shaw James	OP	1	3	3	7	0.33
	10	Russell Kyle	OP	1	0	2	3	0.33
-	2	Jarman Price	MB	0	0	1	1	
-	3	Seif Jonah	S	0	0	0	0	
-	7	Worsley Joseph	S	0	0	3	3	
-	9	Cowell Colton	WS	0	4	2	6	
-	12	Holt Samuel	WS	0	0	0	0	
-	13	Tuaniga Joshua	S	0	0	0	0	
-	14	Wieczorek David	WS	0	4	2	6	
-	16	Schmidt Brendan	MB	0	7	5	12	
-	19	Dagostino Kyle	L	0	0	0	0	
-	22	Fey Kupono	L	0	0	0	0	
-	23	Kessel Cody	WS	0	0	0	0	
Total Team				4	21	19	44	1.33





Serve

Rk	No	Name	Pos.	Aces	Faults	Serve Hits	Total Attempts	Avg. by set
1	9	Cowell Colton	WS	1	4	11	16	0.33
	14	Wieczorek David	WS	1	4	7	12	0.33
	17	Huhmann George	MB	1	2	4	7	0.33
-	2	Jarman Price	MB	0	0	2	2	
-	3	Seif Jonah	S	0	1	2	3	
-	5	Shaw James	OP	0	2	3	5	
-	7	Worsley Joseph	S	0	0	8	8	
-	10	Russell Kyle	OP	0	2	1	3	
-	12	Holt Samuel	WS	0	0	0	0	
-	13	Tuaniga Joshua	S	0	3	3	6	
-	16	Schmidt Brendan	MB	0	2	5	7	
-	19	Dagostino Kyle	L	0	0	0	0	
-	22	Fey Kupono	L	0	0	0	0	
-	23	Kessel Cody	WS	0	0	0	0	
Total Team				3	20	46	69	1.00

Team	Total Team	23	1		24
-------------	------------	----	---	--	----

 Dig	Rk	No	Name	Pos.	Digs	Faults	Receptions	Total Attempts	Avg. by set
	1	19	Dagostino Kyle	L	10	3	2	15	3.33
	2	5	Shaw James	OP	8	2	1	11	2.67
	3	7	Worsley Joseph	S	5	1	3	9	1.67
	4	10	Russell Kyle	OP	3	3	1	7	1.00
	5	9	Cowell Colton	WS	2	3	1	6	0.67
		13	Tuaniga Joshua	S	2	0	3	5	0.67
		14	Wieczorek David	WS	2	1	0	3	0.67
		16	Schmidt Brendan	MB	2	0	1	3	0.67
	9	3	Seif Jonah	S	1	0	0	1	0.33
	17	Huhmann George	MB	1	0	0	1	0.33	
	23	Kessel Cody	WS	1	0	0	1	0.33	
-	2	Jarman Price	MB	0	0	0	0		
-	12	Holt Samuel	WS	0	0	0	0		
-	22	Fey Kupono	L	0	1	0	1		
Total Team					37	14	12	63	12.33

 Set	Rk	No	Name	Pos.	Running Sets	Faults	Still Sets	Total Attempts	Avg. by set
	1	13	Tuaniga Joshua	S	13	1	15	29	4.33
	2	7	Worsley Joseph	S	8	0	25	33	2.67
	-	2	Jarman Price	MB	0	0	0	0	
	-	3	Seif Jonah	S	0	0	0	0	
	-	5	Shaw James	OP	0	0	2	2	
	-	9	Cowell Colton	WS	0	0	0	0	
	-	10	Russell Kyle	OP	0	0	0	0	
	-	12	Holt Samuel	WS	0	0	0	0	
	-	14	Wieczorek David	WS	0	0	2	2	
-	16	Schmidt Brendan	MB	0	0	0	0		
-	17	Huhmann George	MB	0	0	1	1		
-	19	Dagostino Kyle	L	0	0	0	0		
-	22	Fey Kupono	L	0	0	0	0		
-	23	Kessel Cody	WS	0	0	1	1		
Total Team					21	1	46	68	7.00

 Reception Limit: 20.00%	Rk	No	Name	Pos.	Running Sets	Faults	Still Sets	Total Attempts	Eff. %
	1	9	Cowell Colton	WS	15	0	9	24	62.50
	2	19	Dagostino Kyle	L	8	1	7	16	43.75
	3	14	Wieczorek David	WS	4	3	7	14	7.14
	-	2	Jarman Price	MB	0	0	0	0	
	-	3	Seif Jonah	S	0	0	0	0	
	-	5	Shaw James	OP	0	0	0	0	
	-	7	Worsley Joseph	S	0	0	1	1	
	-	10	Russell Kyle	OP	0	0	0	0	
	-	12	Holt Samuel	WS	0	0	0	0	
-	13	Tuaniga Joshua	S	0	0	0	0		
-	16	Schmidt Brendan	MB	0	0	0	0		
-	17	Huhmann George	MB	0	0	0	0		
-	22	Fey Kupono	L	6	0	0	6		
-	23	Kessel Cody	WS	0	0	0	0		
Total Team					33	4	24	61	47.54