



Match: 25 **Date:** 20/06/2019 **Spectators:**
City: Colima
Hall: Auditorio Multifuncional
Match duration: **Start:** 16:00 **End:** 18:24 **Total:** 2:24


Teams	Sets	1	2	3	4	5	Total
PER	2	23	20	25	25	15	108
CAN	3	25	25	21	21	17	109
Duration:		0:30	0:25	0:28	0:27	0:22	2:12

 PER • Peru

	Rk	No	Name	Pos.	Spikes	Faults	Shots	Total Attempts	Succ. %	
	Spike	1	14	Hidalgo Alvaro	WS	11	6	3	20	55.00
2		7	Romay Dammert Eduardo	OP	21	8	11	40	52.50	
-		1	Urueña Daniel	MB	4	3	5	12		
-		2	Williams Paul	S	3	0	2	5		
-		3	Aguilar Orlando	S	0	0	0	0		
-		8	Jaramillo Maikel	WS	0	0	0	0		
-		10	Silva-Santisteban Juan	S	0	0	0	0		
-		11	Nakamatsu Jonathan	L	0	0	0	0		
-		12	Porras Balcazar Daniel Andre	WS	4	5	3	12		
-		13	Bernaola Benny	MB	8	1	4	13		
-		23	Calvera Gomez Marco	WS	1	0	1	2		
-		24	Patron Benjamin	MB	0	0	0	0		
Total Team					52	23	29	104	50.00	


Limit: 15.00%


	Rk	No	Name	Pos.	Kill Blocks	Faults	Rebounds	Total Attempts	Avg. by set	
	Block	1	1	Urueña Daniel	MB	7	9	9	25	1.40
2		12	Porras Balcazar Daniel Andre	WS	4	1	1	6	0.80	
3		7	Romay Dammert Eduardo	OP	3	4	5	12	0.60	
4		14	Hidalgo Alvaro	WS	1	1	3	5	0.20	
-		2	Williams Paul	S	0	4	2	6		
-		3	Aguilar Orlando	S	0	0	0	0		
-		8	Jaramillo Maikel	WS	0	0	0	0		
-		10	Silva-Santisteban Juan	S	0	0	0	0		
-		11	Nakamatsu Jonathan	L	0	0	0	0		
-		13	Bernaola Benny	MB	0	8	9	17		
-		23	Calvera Gomez Marco	WS	0	0	0	0		
-		24	Patron Benjamin	MB	0	0	0	0		
Total Team					15	27	29	71	3.00	

	Rk	No	Name	Pos.	Aces	Faults	Serve Hits	Total Attempts	Avg. by set	
	Serve	1	1	Urueña Daniel	MB	1	5	7	13	0.20
		7	Romay Dammert Eduardo	OP	1	8	8	17	0.20	
		12	Porras Balcazar Daniel Andre	WS	1	0	18	19	0.20	
-		2	Williams Paul	S	0	3	18	21		
-		3	Aguilar Orlando	S	0	0	3	3		
-		8	Jaramillo Maikel	WS	0	0	0	0		
-		10	Silva-Santisteban Juan	S	0	0	0	0		
-		11	Nakamatsu Jonathan	L	0	0	0	0		
-		13	Bernaola Benny	MB	0	1	13	14		
-		14	Hidalgo Alvaro	WS	0	4	17	21		
-		23	Calvera Gomez Marco	WS	0	1	0	1		
-		24	Patron Benjamin	MB	0	0	0	0		
Total Team					3	22	84	109	0.60	

Team	Total Team	38	0		38	

	Rk	No	Name	Pos.	Digs	Faults	Receptions	Total Attempts	Avg. by set
	Dig	1	11	Nakamatsu Jonathan	L	11	9	4	24
	2	12	Porras Balcazar Daniel Andre	WS	10	10	0	20	2.00
	3	1	Urueña Daniel	MB	5	0	2	7	1.00
		2	Williams Paul	S	5	6	0	11	1.00
		14	Hidalgo Alvaro	WS	5	3	1	9	1.00
	6	7	Romay Dammert Eduardo	OP	4	2	2	8	0.80
	7	13	Bernaola Benny	MB	3	1	1	5	0.60
	-	3	Aguilar Orlando	S	0	0	0	0	
	-	8	Jaramillo Maikel	WS	0	0	0	0	
	-	10	Silva-Santisteban Juan	S	0	0	0	0	
	-	23	Calvera Gomez Marco	WS	0	0	0	0	
	-	24	Patron Benjamin	MB	0	0	0	0	
Total Team					43	31	10	84	8.60


	Rk	No	Name	Pos.	Running Sets	Faults	Still Sets	Total Attempts	Avg. by set
	Set	1	2	Williams Paul	S	30	0	56	86
	-	1	Urueña Daniel	MB	0	0	0	0	
	-	3	Aguilar Orlando	S	0	0	0	0	
	-	7	Romay Dammert Eduardo	OP	0	0	0	0	
	-	8	Jaramillo Maikel	WS	0	0	0	0	
	-	10	Silva-Santisteban Juan	S	0	0	2	2	
	-	11	Nakamatsu Jonathan	L	0	0	0	0	
	-	12	Porras Balcazar Daniel Andre	WS	0	0	1	1	
	-	13	Bernaola Benny	MB	0	0	1	1	
	-	14	Hidalgo Alvaro	WS	0	0	1	1	
	-	23	Calvera Gomez Marco	WS	0	0	0	0	
	-	24	Patron Benjamin	MB	0	0	0	0	
Total Team					30	0	61	91	6.00


	Rk	No	Name	Pos.	Running Sets	Faults	Still Sets	Total Attempts	Eff. %
	Reception	1	11	Nakamatsu Jonathan	L	16	0	11	27
	2	14	Hidalgo Alvaro	WS	19	2	9	30	56.67
	3	12	Porras Balcazar Daniel Andre	WS	14	3	9	26	42.31
	-	1	Urueña Daniel	MB	0	0	0	0	
	-	2	Williams Paul	S	0	0	0	0	
	-	3	Aguilar Orlando	S	0	0	0	0	
	-	7	Romay Dammert Eduardo	OP	0	0	0	0	
	-	8	Jaramillo Maikel	WS	0	0	0	0	
	-	10	Silva-Santisteban Juan	S	0	0	0	0	
	-	13	Bernaola Benny	MB	0	0	0	0	
	-	23	Calvera Gomez Marco	WS	0	0	1	1	
	-	24	Patron Benjamin	MB	0	0	0	0	
Total Team					49	5	30	84	52.38


Limit: 20.00%




CAN • Canada


 Spike Limit: 15.00%	Rk	No	Name	Pos.	Spikes	Faults	Shots	Total Attempts	Succ. %
	1	16	Friesen Braedon	WS	13	5	4	22	59.09
	2	10	Schouten Casey Adam	OP	16	8	15	39	41.03
	3	12	Ireland Craig	WS	12	6	12	30	40.00
	-	1	Jarvis Jared	WS	0	0	0	0	
	-	4	Lebreux Kevin	MB	0	0	0	0	
	-	7	Mortensen Dylan	WS	0	0	0	0	
	-	8	Foreman Andre	L	0	0	0	0	
	-	13	Keturakis Byron	S	0	0	0	0	
	-	15	Davies Jeremy Alexander	L	0	0	0	0	
-	18	McCarthy Fynnian Lionel	MB	5	3	1	9		
-	20	Epp Derek	S	0	0	1	1		
-	21	McConkey Jordan	MB	8	1	2	11		
-	22	Scheerhoorn Blake	OP	3	4	2	9		
-	23	Demyanenko Danny	MB	0	0	0	0		
Total Team					57	27	37	121	47.11


 Block	Rk	No	Name	Pos.	Kill Blocks	Faults	Rebounds	Total Attempts	Avg. by set
	1	21	McConkey Jordan	MB	6	11	10	27	1.20
	2	12	Ireland Craig	WS	2	5	2	9	0.40
	3	16	Friesen Braedon	WS	1	2	3	6	0.20
	-	18	McCarthy Fynnian Lionel	MB	1	6	1	8	0.20
	-	20	Epp Derek	S	1	0	1	2	0.20
	-	1	Jarvis Jared	WS	0	0	0	0	
	-	4	Lebreux Kevin	MB	0	0	0	0	
	-	7	Mortensen Dylan	WS	0	0	0	0	
	-	8	Foreman Andre	L	0	0	0	0	
-	10	Schouten Casey Adam	OP	0	2	4	6		
-	13	Keturakis Byron	S	0	0	0	0		
-	15	Davies Jeremy Alexander	L	0	0	0	0		
-	22	Scheerhoorn Blake	OP	0	0	0	0		
-	23	Demyanenko Danny	MB	0	0	0	0		
Total Team					11	26	21	58	2.20

 Serve	Rk	No	Name	Pos.	Aces	Faults	Serve Hits	Total Attempts	Avg. by set
	1	12	Ireland Craig	WS	1	2	16	19	0.20
	-	16	Friesen Braedon	WS	1	7	7	15	0.20
	-	18	McCarthy Fynnian Lionel	MB	1	2	13	16	0.20
	-	21	McConkey Jordan	MB	1	4	9	14	0.20
	-	1	Jarvis Jared	WS	0	0	0	0	
	-	4	Lebreux Kevin	MB	0	0	0	0	
	-	7	Mortensen Dylan	WS	0	0	0	0	
	-	8	Foreman Andre	L	0	0	0	0	
	-	10	Schouten Casey Adam	OP	0	4	14	18	
-	13	Keturakis Byron	S	0	0	0	0		
-	15	Davies Jeremy Alexander	L	0	0	0	0		
-	20	Epp Derek	S	0	2	22	24		
-	22	Scheerhoorn Blake	OP	0	2	0	2		
-	23	Demyanenko Danny	MB	0	0	0	0		
Total Team					4	23	81	108	0.80

Team	Total Team	36	0		36
------	------------	----	---	--	----

 Dig	Rk	No	Name	Pos.	Digs	Faults	Receptions	Total Attempts	Avg. by set
	1	15	Davies Jeremy Alexander	L	11	7	5	23	2.20
	2	20	Epp Derek	S	7	7	1	15	1.40
	3	10	Schouten Casey Adam	OP	5	2	3	10	1.00
	12		Ireland Craig	WS	5	3	1	9	1.00
	16		Friesen Braedon	WS	5	5	0	10	1.00
	18		McCarthy Fynnian Lionel	MB	5	0	1	6	1.00
	7	21	McConkey Jordan	MB	2	2	2	6	0.40
	-	1	Jarvis Jared	WS	0	0	0	0	
	-	4	Lebreux Kevin	MB	0	0	0	0	
-	7	Mortensen Dylan	WS	0	0	0	0		
-	8	Foreman Andre	L	0	0	0	0		
-	13	Keturakis Byron	S	0	0	0	0		
-	22	Scheerhoorn Blake	OP	0	1	0	1		
-	23	Demyanenko Danny	MB	0	0	0	0		
Total Team					40	27	13	80	8.00

 Set	Rk	No	Name	Pos.	Running Sets	Faults	Still Sets	Total Attempts	Avg. by set
	1	20	Epp Derek	S	38	0	59	97	7.60
	-	1	Jarvis Jared	WS	0	0	0	0	
	-	4	Lebreux Kevin	MB	0	0	0	0	
	-	7	Mortensen Dylan	WS	0	0	0	0	
	-	8	Foreman Andre	L	0	0	0	0	
	-	10	Schouten Casey Adam	OP	0	1	0	1	
	-	12	Ireland Craig	WS	0	0	2	2	
	-	13	Keturakis Byron	S	0	0	0	0	
	-	15	Davies Jeremy Alexander	L	0	0	0	0	
-	16	Friesen Braedon	WS	0	0	1	1		
-	18	McCarthy Fynnian Lionel	MB	0	0	1	1		
-	21	McConkey Jordan	MB	0	0	1	1		
-	22	Scheerhoorn Blake	OP	0	0	0	0		
-	23	Demyanenko Danny	MB	0	0	0	0		
Total Team					38	1	64	103	7.60

 Reception	Rk	No	Name	Pos.	Running Sets	Faults	Still Sets	Total Attempts	Eff. %
	1	12	Ireland Craig	WS	20	1	11	32	59.38
	2	16	Friesen Braedon	WS	18	1	18	37	45.95
	-	1	Jarvis Jared	WS	0	0	0	0	
	-	4	Lebreux Kevin	MB	0	0	0	0	
	-	7	Mortensen Dylan	WS	0	0	0	0	
	-	8	Foreman Andre	L	0	0	0	0	
	-	10	Schouten Casey Adam	OP	0	0	0	0	
	-	13	Keturakis Byron	S	0	0	0	0	
	-	15	Davies Jeremy Alexander	L	10	2	5	17	
-	18	McCarthy Fynnian Lionel	MB	0	0	0	0		
-	20	Epp Derek	S	0	0	0	0		
-	21	McConkey Jordan	MB	1	0	0	1		
-	22	Scheerhoorn Blake	OP	0	0	0	0		
-	23	Demyanenko Danny	MB	0	0	0	0		
Total Team					49	4	34	87	51.72

Limit: 20.00%