


Match: 2 **Date:** 16/06/2019 **Spectators:**
City: Colima
Hall: Auditorio Multifuncional
Match duration: **Start:** 11:00 **End:** 13:19 **Total:** 1:14


Teams	Sets	1	2	3	4	5	Total
GUA	0	10	17	17			44
USA	3	25	25	25			75
Duration:		0:19	0:24	0:25			1:08




GUA • Guatemala

	Rk	No	Name	Pos.	Spikes	Faults	Shots	Total Attempts	Succ. %	
	Spike	1	17	Gonzalez Paz Gerardo Antonio	OP	4	4	4	12	33.33
2		2	Lopez Santiago Carlos Fernando	WS	4	6	5	15	26.67	
3		3	Chacon Pelaez Wagner Arnulfo	WS	6	4	15	25	24.00	
-		4	Menendez Burgos Axel Enrique	WS	0	0	0	0		
-		6	Pineda Fuentes Edras Amed	MB	0	0	4	4		
-		7	Ruano Poron Adan Andree	S	1	0	0	1		
-		9	Carrillo Valiente Jose Rodrigo	OP	0	0	0	0		
-		10	Ralon Bolaños Diego Andres	S	0	0	0	0		
-		12	Pineda Lopez Tirso Ivan	L	0	0	0	0		
-		14	Chinchilla Franco Brandon Arnoldo	MB	2	3	2	7		
-		15	Aragon Lopez Leonel Antonio	OP	0	0	0	0		
-		18	Quiñonez Lorenzana Gabriel Andres	L	0	0	0	0		
-		19	Hernández de León Jason Omar	MB	0	1	0	1		
-		20	Gamboa Quiñonez Francisco Alexandro	OP	0	0	0	0		
Total Team					17	18	30	65	26.15	


Limit: 15.00%


	Rk	No	Name	Pos.	Kill Blocks	Faults	Rebounds	Total Attempts	Avg. by set
	Block	1	2	Lopez Santiago Carlos Fernando	WS	1	5	3	9
		3	Chacon Pelaez Wagner Arnulfo	WS	1	2	0	3	0.33
		14	Chinchilla Franco Brandon Arnoldo	MB	1	8	3	12	0.33
-		4	Menendez Burgos Axel Enrique	WS	0	0	0	0	
-		6	Pineda Fuentes Edras Amed	MB	0	3	3	6	
-		7	Ruano Poron Adan Andree	S	0	3	1	4	
-		9	Carrillo Valiente Jose Rodrigo	OP	0	0	0	0	
-		10	Ralon Bolaños Diego Andres	S	0	0	0	0	
-		12	Pineda Lopez Tirso Ivan	L	0	0	0	0	
-		15	Aragon Lopez Leonel Antonio	OP	0	0	0	0	
-		17	Gonzalez Paz Gerardo Antonio	OP	0	0	0	0	
-		18	Quiñonez Lorenzana Gabriel Andres	L	0	0	0	0	
-		19	Hernández de León Jason Omar	MB	0	0	0	0	
-		20	Gamboa Quiñonez Francisco Alexandro	OP	0	0	0	0	
Total Team					3	21	10	34	1.00

 Serve	Rk	No	Name	Pos.	Aces	Faults	Serve Hits	Total Attempts	Avg. by set
	-	2	Lopez Santiago Carlos Fernando	WS	0	2	5	7	
	-	3	Chacon Pelaez Wagner Arnulfo	WS	0	1	4	5	
	-	4	Menendez Burgos Axel Enrique	WS	0	0	1	1	
	-	6	Pineda Fuentes Edras Amed	MB	0	0	4	4	
	-	7	Ruano Poron Adan Andree	S	0	1	9	10	
	-	9	Carrillo Valiente Jose Rodrigo	OP	0	0	0	0	
	-	10	Ralon Bolaños Diego Andres	S	0	0	0	0	
	-	12	Pineda Lopez Tirso Ivan	L	0	0	0	0	
	-	14	Chinchilla Franco Brandon Arnoldo	MB	0	1	9	10	
-	15	Aragon Lopez Leonel Antonio	OP	0	0	0	0		
-	17	Gonzalez Paz Gerardo Antonio	OP	0	0	5	5		
-	18	Quiñonez Lorenzana Gabriel Andres	L	0	0	0	0		
-	19	Hernández de León Jason Omar	MB	0	1	0	1		
-	20	Gamboa Quiñonez Francisco Alexandro	OP	0	0	0	0		
Total Team					0	6	37	43	

Team	Total Team	24	4	28




 Dig	Rk	No	Name	Pos.	Digs	Faults	Receptions	Total Attempts	Avg. by set
	1	12	Pineda Lopez Tirso Ivan	L	9	1	2	12	3.00
	2	2	Lopez Santiago Carlos Fernando	WS	6	3	1	10	2.00
	7	Ruano Poron Adan Andree	S	6	1	0	7	2.00	
	4	14	Chinchilla Franco Brandon Arnoldo	MB	3	1	0	4	1.00
	18	Quiñonez Lorenzana Gabriel Andres	L	3	7	0	10	1.00	
	6	3	Chacon Pelaez Wagner Arnulfo	WS	2	2	3	7	0.67
	17	Gonzalez Paz Gerardo Antonio	OP	2	3	0	5	0.67	
	-	4	Menendez Burgos Axel Enrique	WS	0	0	0	0	
	-	6	Pineda Fuentes Edras Amed	MB	0	0	0	0	
-	9	Carrillo Valiente Jose Rodrigo	OP	0	0	0	0		
-	10	Ralon Bolaños Diego Andres	S	0	0	0	0		
-	15	Aragon Lopez Leonel Antonio	OP	0	0	0	0		
-	19	Hernández de León Jason Omar	MB	0	1	0	1		
-	20	Gamboa Quiñonez Francisco Alexandro	OP	0	0	0	0		
Total Team					31	19	6	56	10.33


 Set	Rk	No	Name	Pos.	Running Sets	Faults	Still Sets	Total Attempts	Avg. by set
	1	7	Ruano Poron Adan Andree	S	16	1	29	46	5.33
	2	10	Ralon Bolaños Diego Andres	S	1	0	3	4	0.33
	-	2	Lopez Santiago Carlos Fernando	WS	0	0	2	2	
	-	3	Chacon Pelaez Wagner Arnulfo	WS	0	0	0	0	
	-	4	Menendez Burgos Axel Enrique	WS	0	0	0	0	
	-	6	Pineda Fuentes Edras Amed	MB	0	0	0	0	
	-	9	Carrillo Valiente Jose Rodrigo	OP	0	0	0	0	
	-	12	Pineda Lopez Tirso Ivan	L	0	0	1	1	
	-	14	Chinchilla Franco Brandon Arnoldo	MB	0	0	0	0	
-	15	Aragon Lopez Leonel Antonio	OP	0	0	0	0		
-	17	Gonzalez Paz Gerardo Antonio	OP	0	0	2	2		
-	18	Quiñonez Lorenzana Gabriel Andres	L	0	0	0	0		
-	19	Hernández de León Jason Omar	MB	0	0	0	0		
-	20	Gamboa Quiñonez Francisco Alexandro	OP	0	0	0	0		
Total Team					17	1	37	55	5.67


 Reception Limit: 20.00%	Rk	No	Name	Pos.	Running Sets	Faults	Still Sets	Total Attempts	Eff. %
	1	3	Chacon Pelaez Wagner Arnulfo	WS	11	0	5	16	68.75
	2	12	Pineda Lopez Tirso Ivan	L	8	4	13	25	16.00
	-	2	Lopez Santiago Carlos Fernando	WS	2	0	4	6	
	-	4	Menendez Burgos Axel Enrique	WS	0	0	0	0	
	-	6	Pineda Fuentes Edras Amed	MB	0	0	0	0	
	-	7	Ruano Poron Adan Andree	S	0	0	0	0	
	-	9	Carrillo Valiente Jose Rodrigo	OP	0	0	0	0	
	-	10	Ralon Bolaños Diego Andres	S	0	0	0	0	
	-	14	Chinchilla Franco Brandon Arnoldo	MB	0	0	0	0	
-	15	Aragon Lopez Leonel Antonio	OP	0	0	0	0		
-	17	Gonzalez Paz Gerardo Antonio	OP	2	2	3	7		
-	18	Quiñonez Lorenzana Gabriel Andres	L	0	1	0	1		
-	19	Hernández de León Jason Omar	MB	0	0	0	0		
-	20	Gamboa Quiñonez Francisco Alexandro	OP	0	0	0	0		
Total Team					23	7	25	55	29.09




USA • USA

Rk	No	Name	Pos.	Spikes	Faults	Shots	Total Attempts	Succ. %	
 Spike Limit: 15.00%	1	9	Cowell Colton	WS	7	3	3	13	53.85
	2	5	Shaw James	OP	6	4	5	15	40.00
	-	2	Jarman Price	MB	4	0	0	4	
	-	3	Seif Jonah	S	0	0	0	0	
	-	7	Worsley Joseph	S	1	0	0	1	
	-	10	Russell Kyle	OP	4	0	0	4	
	-	12	Holt Samuel	WS	5	1	1	7	
	-	13	Tuaniga Joshua	S	2	0	0	2	
	-	14	Wieczorek David	WS	1	1	0	2	
	-	16	Schmidt Brendan	MB	5	0	2	7	
	-	17	Huhmann George	MB	3	0	1	4	
	-	19	Dagostino Kyle	L	0	0	0	0	
	-	22	Fey Kupono	L	0	0	0	0	
	-	23	Kessel Cody	WS	1	0	0	1	
Total Team					39	9	12	60	65.00
 Block	Rk	No	Name	Pos.	Kill Blocks	Faults	Rebounds	Total Attempts	Avg. by set
	1	2	Jarman Price	MB	3	2	2	7	1.00
	2	12	Holt Samuel	WS	2	0	0	2	0.67
		16	Schmidt Brendan	MB	2	2	7	11	0.67
	4	5	Shaw James	OP	1	1	1	3	0.33
		10	Russell Kyle	OP	1	3	1	5	0.33
		14	Wieczorek David	WS	1	1	1	3	0.33
		23	Kessel Cody	WS	1	0	3	4	0.33
	-	3	Seif Jonah	S	0	0	1	1	
	-	7	Worsley Joseph	S	0	0	0	0	
	-	9	Cowell Colton	WS	0	0	2	2	
	-	13	Tuaniga Joshua	S	0	1	1	2	
	-	17	Huhmann George	MB	0	2	0	2	
	-	19	Dagostino Kyle	L	0	0	0	0	
-	22	Fey Kupono	L	0	0	0	0		
Total Team					11	12	19	42	3.67
 Serve	Rk	No	Name	Pos.	Aces	Faults	Serve Hits	Total Attempts	Avg. by set
	1	9	Cowell Colton	WS	2	4	7	13	0.67
		12	Holt Samuel	WS	2	1	6	9	0.67
	3	5	Shaw James	OP	1	3	5	9	0.33
	-	2	Jarman Price	MB	0	1	10	11	
	-	3	Seif Jonah	S	0	0	1	1	
	-	7	Worsley Joseph	S	0	0	3	3	
	-	10	Russell Kyle	OP	0	0	1	1	
	-	13	Tuaniga Joshua	S	0	1	4	5	
	-	14	Wieczorek David	WS	0	3	0	3	
	-	16	Schmidt Brendan	MB	0	1	5	6	
	-	17	Huhmann George	MB	0	2	8	10	
	-	19	Dagostino Kyle	L	0	0	0	0	
	-	22	Fey Kupono	L	0	0	0	0	
-	23	Kessel Cody	WS	0	2	0	2		
Total Team					5	18	50	73	1.67
Team	Total Team				21	1		22	

	Rk	No	Name	Pos.	Digs	Faults	Receptions	Total Attempts	Avg. by set
	Dig	1	19	Dagostino Kyle	L	7	1	0	8
	2	5	Shaw James	OP	4	0	1	5	1.33
	3	9	Cowell Colton	WS	3	0	1	4	1.00
		13	Tuaniga Joshua	S	3	1	0	4	1.00
		14	Wieczorek David	WS	3	1	0	4	1.00
	6	10	Russell Kyle	OP	2	0	0	2	0.67
	7	2	Jarman Price	MB	1	0	0	1	0.33
		7	Worsley Joseph	S	1	0	0	1	0.33
		12	Holt Samuel	WS	1	1	2	4	0.33
		16	Schmidt Brendan	MB	1	0	0	1	0.33
		23	Kessel Cody	WS	1	0	0	1	0.33
	-	3	Seif Jonah	S	0	0	0	0	
	-	17	Huhmann George	MB	0	0	1	1	
	-	22	Fey Kuponon	L	0	0	0	0	
Total Team					27	4	5	36	9.00

	Rk	No	Name	Pos.	Running Sets	Faults	Still Sets	Total Attempts	Avg. by set
	Set	1	13	Tuaniga Joshua	S	19	0	7	26
	2	7	Worsley Joseph	S	8	0	2	10	2.67
	3	3	Seif Jonah	S	3	0	6	9	1.00
	4	17	Huhmann George	MB	1	0	0	1	0.33
	-	2	Jarman Price	MB	0	0	1	1	
	-	5	Shaw James	OP	0	0	0	0	
	-	9	Cowell Colton	WS	0	0	0	0	
	-	10	Russell Kyle	OP	0	0	0	0	
	-	12	Holt Samuel	WS	0	0	0	0	
	-	14	Wieczorek David	WS	0	0	0	0	
	-	16	Schmidt Brendan	MB	0	0	0	0	
	-	19	Dagostino Kyle	L	0	0	0	0	
	-	22	Fey Kuponon	L	0	0	0	0	
	-	23	Kessel Cody	WS	0	0	0	0	
Total Team					31	0	16	47	10.33

	Rk	No	Name	Pos.	Running Sets	Faults	Still Sets	Total Attempts	Eff. %	
	Reception	1	9	Cowell Colton	WS	9	0	1	10	90.00
	-	2	Jarman Price	MB	0	0	0	0		
	-	3	Seif Jonah	S	0	0	0	0		
	-	5	Shaw James	OP	0	0	0	0		
	-	7	Worsley Joseph	S	0	0	0	0		
	-	10	Russell Kyle	OP	0	0	0	0		
	-	12	Holt Samuel	WS	5	0	2	7		
	-	13	Tuaniga Joshua	S	0	0	0	0		
	-	14	Wieczorek David	WS	2	0	3	5		
	-	16	Schmidt Brendan	MB	0	0	1	1		
	-	17	Huhmann George	MB	0	0	0	0		
	-	19	Dagostino Kyle	L	1	0	6	7		
	-	22	Fey Kuponon	L	2	0	3	5		
	-	23	Kessel Cody	WS	0	0	3	3		
Limit: 20.00%	Total Team					19	0	19	38	50.00