



Match: 8 **Date:** 17/06/2019 **Spectators:**
City: Colima
Hall: Auditorio Multifuncional
Match duration: **Start:** 11:00 **End:** 14:02 **Total:** 2:34


Teams	Sets	1	2	3	4	5	Total
DOM	3	36	25	25	19	15	120
GUA	2	38	21	19	25	13	116
Duration:		0:41	0:29	0:27	0:26	0:19	2:22




DOM • Dominican Republic


	Rk	No	Name	Pos.	Spikes	Faults	Shots	Total Attempts	Succ. %
	Limit: 15.00%	1	1	Tapia Santana Henry Omar	OP	25	9	14	48
	2	13	Mercedes Cruz Jonathan	WS	20	4	15	39	51.28
	-	2	Jaquez Gomez Omar Alexis	WS	0	0	0	0	
	-	4	De Jesus Hernandez Juan José	S	1	0	2	3	
	-	5	Mauricio Armando Juan Alberto	L	0	0	0	0	
	-	6	Perez Sena Victor Joan	MB	1	0	5	6	
	-	7	Frias Tavares Mario Emilio	OP	3	2	1	6	
	-	8	Lopez Capellan Henry Antonio	WS	0	0	0	0	
	-	9	Tolentino Lorenzo Braymer Norbery	L	0	0	1	1	
	-	10	Muñoz Lopez Brian Ramon	WS	2	2	3	7	
	-	12	Capellan Rodriguez Jhoan Jesus	S	0	0	0	0	
	-	14	Romero Perez Felix Miguel	MB	1	1	2	4	
	-	15	Paulino Paulino Richi	MB	12	3	4	19	
	-	19	Cruz Cepin Hector Alexis	WS	3	3	4	10	
Total Team					68	24	51	143	47.55


	Rk	No	Name	Pos.	Kill Blocks	Faults	Rebounds	Total Attempts	Avg. by set
		1	1	Tapia Santana Henry Omar	OP	3	2	4	9
		4	De Jesus Hernandez Juan José	S	3	5	2	10	0.60
		13	Mercedes Cruz Jonathan	WS	3	7	7	17	0.60
		19	Cruz Cepin Hector Alexis	WS	3	1	1	5	0.60
	5	6	Perez Sena Victor Joan	MB	1	7	2	10	0.20
		7	Frias Tavares Mario Emilio	OP	1	2	1	4	0.20
		15	Paulino Paulino Richi	MB	1	6	1	8	0.20
	-	2	Jaquez Gomez Omar Alexis	WS	0	0	0	0	
	-	5	Mauricio Armando Juan Alberto	L	0	0	1	1	
	-	8	Lopez Capellan Henry Antonio	WS	0	0	0	0	
	-	9	Tolentino Lorenzo Braymer Norbery	L	0	0	0	0	
	-	10	Muñoz Lopez Brian Ramon	WS	0	1	0	1	
	-	12	Capellan Rodriguez Jhoan Jesus	S	0	0	0	0	
	-	14	Romero Perez Felix Miguel	MB	0	2	3	5	
Total Team					15	33	22	70	3.00

	Rk	No	Name	Pos.	Aces	Faults	Serve Hits	Total Attempts	Avg. by set
		1	4	De Jesus Hernandez Juan José	S	1	3	17	21
		10	Muñoz Lopez Brian Ramon	WS	1	1	13	15	0.20
		13	Mercedes Cruz Jonathan	WS	1	3	15	19	0.20
		19	Cruz Cepin Hector Alexis	WS	1	2	3	6	0.20
	-	1	Tapia Santana Henry Omar	OP	0	11	6	17	
	-	2	Jaquez Gomez Omar Alexis	WS	0	1	6	7	
	-	5	Mauricio Armando Juan Alberto	L	0	0	0	0	
	-	6	Perez Sena Victor Joan	MB	0	2	5	7	
	-	7	Frias Tavares Mario Emilio	OP	0	0	6	6	
	-	8	Lopez Capellan Henry Antonio	WS	0	0	0	0	
	-	9	Tolentino Lorenzo Braymer Norbery	L	0	0	0	0	
	-	12	Capellan Rodriguez Jhoan Jesus	S	0	1	1	2	
	-	14	Romero Perez Felix Miguel	MB	0	4	3	7	
	-	15	Paulino Paulino Richi	MB	0	2	13	15	
Total Team					4	30	88	122	0.80

Team	Total Team	33	0	33
------	------------	----	---	----

	Rk	No	Name	Pos.	Digs	Faults	Receptions	Total Attempts	Avg. by set
	1	9	Tolentino Lorenzo Braymer Norbery	L	9	2	1	12	1.80
2	1	Tapia Santana Henry Omar	OP	7	3	2	12	1.40	
	4	De Jesus Hernandez Juan José	S	7	0	4	11	1.40	
4	13	Mercedes Cruz Jonathan	WS	4	3	1	8	0.80	
5	5	Mauricio Armando Juan Alberto	L	3	3	0	6	0.60	
	19	Cruz Cepin Hector Alexis	WS	3	2	0	5	0.60	
7	2	Jaquez Gomez Omar Alexis	WS	2	3	0	5	0.40	
	14	Romero Perez Felix Miguel	MB	2	0	0	2	0.40	
	15	Paulino Paulino Richi	MB	2	1	1	4	0.40	
10	7	Frias Tavares Mario Emilio	OP	1	2	0	3	0.20	
-	6	Perez Sena Victor Joan	MB	0	1	0	1		
-	8	Lopez Capellan Henry Antonio	WS	0	0	0	0		
-	10	Muñoz Lopez Brian Ramon	WS	0	5	1	6		
-	12	Capellan Rodriguez Jhoan Jesus	S	0	0	0	0		
Total Team					40	25	10	75	8.00


	Rk	No	Name	Pos.	Running Sets	Faults	Still Sets	Total Attempts	Avg. by set
	1	4	De Jesus Hernandez Juan José	S	30	0	86	116	6.00
-	1	Tapia Santana Henry Omar	OP	0	0	4	4		
-	2	Jaquez Gomez Omar Alexis	WS	0	0	0	0		
-	5	Mauricio Armando Juan Alberto	L	0	0	2	2		
-	6	Perez Sena Victor Joan	MB	0	0	0	0		
-	7	Frias Tavares Mario Emilio	OP	0	0	2	2		
-	8	Lopez Capellan Henry Antonio	WS	0	0	0	0		
-	9	Tolentino Lorenzo Braymer Norbery	L	0	0	4	4		
-	10	Muñoz Lopez Brian Ramon	WS	0	0	2	2		
-	12	Capellan Rodriguez Jhoan Jesus	S	0	0	1	1		
-	13	Mercedes Cruz Jonathan	WS	0	0	1	1		
-	14	Romero Perez Felix Miguel	MB	0	0	0	0		
-	15	Paulino Paulino Richi	MB	0	0	0	0		
-	19	Cruz Cepin Hector Alexis	WS	0	1	2	3		
Total Team					30	1	104	135	6.00


	Rk	No	Name	Pos.	Running Sets	Faults	Still Sets	Total Attempts	Eff. %
	1	9	Tolentino Lorenzo Braymer Norbery	L	15	0	15	30	50.00
2	10	Muñoz Lopez Brian Ramon	WS	9	1	11	21	38.10	
3	13	Mercedes Cruz Jonathan	WS	6	2	27	35	11.43	
-	1	Tapia Santana Henry Omar	OP	0	0	0	0		
-	2	Jaquez Gomez Omar Alexis	WS	0	0	0	0		
-	4	De Jesus Hernandez Juan José	S	0	0	0	0		
-	5	Mauricio Armando Juan Alberto	L	0	0	0	0		
-	6	Perez Sena Victor Joan	MB	0	0	0	0		
-	7	Frias Tavares Mario Emilio	OP	0	0	0	0		
-	8	Lopez Capellan Henry Antonio	WS	0	0	0	0		
-	12	Capellan Rodriguez Jhoan Jesus	S	0	0	0	0		
-	14	Romero Perez Felix Miguel	MB	0	0	0	0		
-	15	Paulino Paulino Richi	MB	0	0	0	0		
-	19	Cruz Cepin Hector Alexis	WS	0	0	16	16		
Total Team					30	3	69	102	26.47

Limit: 20.00%



GUA • Guatemala


 Spike Limit: 15.00%	Rk	No	Name	Pos.	Spikes	Faults	Shots	Total Attempts	Succ. %
	1	14	Chinchilla Franco Brandon Arnoldo	MB	16	1	5	22	72.73
	2	2	Lopez Santiago Carlos Fernando	WS	10	6	7	23	43.48
	3	17	Gonzalez Paz Gerardo Antonio	OP	16	7	15	38	42.11
	4	3	Chacon Pelaez Wagner Arnulfo	WS	9	7	9	25	36.00
	-	4	Menendez Burgos Axel Enrique	WS	0	0	0	0	
	-	6	Pineda Fuentes Edras Amed	MB	5	2	5	12	
	-	7	Ruano Poron Adan Andree	S	1	0	0	1	
	-	9	Carrillo Valiente Jose Rodrigo	OP	0	0	0	0	
	-	10	Ralon Bolaños Diego Andres	S	0	0	0	0	
-	12	Pineda Lopez Tirso Ivan	L	0	0	0	0		
-	15	Aragon Lopez Leonel Antonio	OP	0	0	0	0		
-	18	Quiñonez Lorenzana Gabriel Andres	L	0	0	0	0		
-	19	Hernández de León Jason Omar	MB	0	0	0	0		
-	20	Gamboa Quiñonez Francisco Alexandro	OP	0	0	0	0		
Total Team					57	23	41	121	47.11


 Block	Rk	No	Name	Pos.	Kill Blocks	Faults	Rebounds	Total Attempts	Avg. by set
	1	6	Pineda Fuentes Edras Amed	MB	4	8	7	19	0.80
	2	2	Lopez Santiago Carlos Fernando	WS	1	4	5	10	0.20
	14	Chinchilla Franco Brandon Arnoldo	MB	1	6	6	13	0.20	
	17	Gonzalez Paz Gerardo Antonio	OP	1	7	0	8	0.20	
	-	3	Chacon Pelaez Wagner Arnulfo	WS	0	2	3	5	
	-	4	Menendez Burgos Axel Enrique	WS	0	0	0	0	
	-	7	Ruano Poron Adan Andree	S	0	1	2	3	
	-	9	Carrillo Valiente Jose Rodrigo	OP	0	0	0	0	
	-	10	Ralon Bolaños Diego Andres	S	0	0	0	0	
-	12	Pineda Lopez Tirso Ivan	L	0	0	0	0		
-	15	Aragon Lopez Leonel Antonio	OP	0	0	0	0		
-	18	Quiñonez Lorenzana Gabriel Andres	L	0	0	0	0		
-	19	Hernández de León Jason Omar	MB	0	1	1	2		
-	20	Gamboa Quiñonez Francisco Alexandro	OP	0	0	0	0		
Total Team					7	29	24	60	1.40

 Serve	Rk	No	Name	Pos.	Aces	Faults	Serve Hits	Total Attempts	Avg. by set
	1	4	Menendez Burgos Axel Enrique	WS	1	1	2	4	0.20
	17	Gonzalez Paz Gerardo Antonio	OP	1	3	16	20	0.20	
	-	2	Lopez Santiago Carlos Fernando	WS	0	2	25	27	
	-	3	Chacon Pelaez Wagner Arnulfo	WS	0	3	12	15	
	-	6	Pineda Fuentes Edras Amed	MB	0	1	11	12	
	-	7	Ruano Poron Adan Andree	S	0	1	16	17	
	-	9	Carrillo Valiente Jose Rodrigo	OP	0	0	0	0	
	-	10	Ralon Bolaños Diego Andres	S	0	0	0	0	
	-	12	Pineda Lopez Tirso Ivan	L	0	0	0	0	
-	14	Chinchilla Franco Brandon Arnoldo	MB	0	2	18	20		
-	15	Aragon Lopez Leonel Antonio	OP	0	0	0	0		
-	18	Quiñonez Lorenzana Gabriel Andres	L	0	0	0	0		
-	19	Hernández de León Jason Omar	MB	0	0	0	0		
-	20	Gamboa Quiñonez Francisco Alexandro	OP	0	0	0	0		
Total Team					2	13	100	115	0.40

Team	Total Team	50	0	50

	Rk	No	Name	Pos.	Digs	Faults	Receptions	Total Attempts	Avg. by set
	Dig	1	12	Pineda Lopez Tirso Ivan	L	11	3	5	19
	2	2	Lopez Santiago Carlos Fernando	WS	9	6	1	16	1.80
	3	18	Quiñonez Lorenzana Gabriel Andres	L	6	8	4	18	1.20
	4	3	Chacon Pelaez Wagner Arnulfo	WS	5	6	2	13	1.00
		17	Gonzalez Paz Gerardo Antonio	OP	5	7	3	15	1.00
	6	14	Chinchilla Franco Brandon Arnoldo	MB	4	5	2	11	0.80
	7	6	Pineda Fuentes Edras Amed	MB	2	4	0	6	0.40
		7	Ruano Poron Adan Andree	S	2	5	1	8	0.40
	9	4	Menendez Burgos Axel Enrique	WS	1	1	0	2	0.20
	-	9	Carrillo Valiente Jose Rodrigo	OP	0	0	0	0	
	-	10	Ralon Bolaños Diego Andres	S	0	0	0	0	
	-	15	Aragon Lopez Leonel Antonio	OP	0	0	0	0	
	-	19	Hernández de León Jason Omar	MB	0	0	0	0	
	-	20	Gamboa Quiñonez Francisco Alexandro	OP	0	0	0	0	
Total Team					45	45	18	108	9.00

	Rk	No	Name	Pos.	Running Sets	Faults	Still Sets	Total Attempts	Avg. by set
	Set	1	7	Ruano Poron Adan Andree	S	46	2	70	118
	2	2	Lopez Santiago Carlos Fernando	WS	1	0	4	5	0.20
		17	Gonzalez Paz Gerardo Antonio	OP	1	0	0	1	0.20
	-	3	Chacon Pelaez Wagner Arnulfo	WS	0	0	2	2	
	-	4	Menendez Burgos Axel Enrique	WS	0	0	0	0	
	-	6	Pineda Fuentes Edras Amed	MB	0	1	0	1	
	-	9	Carrillo Valiente Jose Rodrigo	OP	0	0	0	0	
	-	10	Ralon Bolaños Diego Andres	S	0	0	0	0	
	-	12	Pineda Lopez Tirso Ivan	L	0	0	0	0	
	-	14	Chinchilla Franco Brandon Arnoldo	MB	0	0	0	0	
	-	15	Aragon Lopez Leonel Antonio	OP	0	0	0	0	
	-	18	Quiñonez Lorenzana Gabriel Andres	L	0	0	0	0	
	-	19	Hernández de León Jason Omar	MB	0	0	0	0	
	-	20	Gamboa Quiñonez Francisco Alexandro	OP	0	0	0	0	
Total Team					48	3	76	127	9.60

	Rk	No	Name	Pos.	Running Sets	Faults	Still Sets	Total Attempts	Eff. %
	Reception	1	3	Chacon Pelaez Wagner Arnulfo	WS	15	1	11	27
	2	2	Lopez Santiago Carlos Fernando	WS	10	2	15	27	29.63
	3	12	Pineda Lopez Tirso Ivan	L	13	3	19	35	28.57
	-	4	Menendez Burgos Axel Enrique	WS	0	0	0	0	
	-	6	Pineda Fuentes Edras Amed	MB	0	0	0	0	
	-	7	Ruano Poron Adan Andree	S	0	1	1	2	
	-	9	Carrillo Valiente Jose Rodrigo	OP	0	0	0	0	
	-	10	Ralon Bolaños Diego Andres	S	0	0	0	0	
	-	14	Chinchilla Franco Brandon Arnoldo	MB	1	0	0	1	
	-	15	Aragon Lopez Leonel Antonio	OP	0	0	0	0	
	-	17	Gonzalez Paz Gerardo Antonio	OP	1	0	1	2	
	-	18	Quiñonez Lorenzana Gabriel Andres	L	0	0	0	0	
	-	19	Hernández de León Jason Omar	MB	0	0	0	0	
	-	20	Gamboa Quiñonez Francisco Alexandro	OP	0	0	0	0	
Total Team					40	7	47	94	35.11

Limit: 20.00%