



2019 Senior Women Panamerican Cup


[P-3] Match players ranking



Match: 15 **Date:** 08/07/2019 **Spectators:**
City: Trujillo
Hall: Coliseo Gran Chimú
Match duration: Start: 20:00 End: 22:15 Total: 1:22

| Teams | Sets | 1 | 2 | 3 | 4 | 5 | Total |
|------------------|------|------|------|------|---|---|-------|
| PER | 0 | 22 | 14 | 22 | | | 58 |
| CAN | 3 | 25 | 25 | 25 | | | 75 |
| Duration: | | 0:25 | 0:22 | 0:29 | | | 1:16 |


PER • Peru



Spike


Limit: 15.00%

| Rk | No | Name | Pos. | Spikes | Faults | Shots | Total Attempts | Succ. % |
|-------------------|----|----------------------|------|--------|--------|-------|----------------|---------|
| 1 | 15 | Ortiz Karla | WS | 8 | 3 | 14 | 25 | 32.00 |
| 2 | 12 | Leyva Angela | WS | 14 | 9 | 21 | 44 | 31.82 |
| - | 1 | Aquino Angelica | WS | 0 | 0 | 1 | 1 | |
| - | 3 | Uribe Brenda Daniela | OP | 1 | 3 | 1 | 5 | |
| - | 4 | Guerrero Maricarmen | MB | 1 | 0 | 2 | 3 | |
| - | 5 | Palacios Vanessa | L | 0 | 0 | 0 | 0 | |
| - | 6 | Muñoz Alexandra | S | 0 | 0 | 0 | 0 | |
| - | 8 | Frias Maguilaura | OP | 0 | 0 | 0 | 0 | |
| - | 10 | La Rosa Zoila | S | 0 | 1 | 6 | 7 | |
| - | 11 | Yllescas Clarivett | MB | 2 | 2 | 0 | 4 | |
| - | 16 | Leyva Leslie | WS | 0 | 0 | 0 | 0 | |
| - | 20 | De La Peña Diana | MB | 3 | 5 | 2 | 10 | |
| - | 21 | Sanchez Esmeralda | L | 0 | 0 | 0 | 0 | |
| - | 23 | Mc Leod Thaisa | OP | 3 | 2 | 4 | 9 | |
| Total Team | | | | 32 | 25 | 51 | 108 | 29.63 |



Block

| Rk | No | Name | Pos. | Kill Blocks | Faults | Rebounds | Total Attempts | Avg. by set |
|-------------------|----|----------------------|------|-------------|--------|----------|----------------|-------------|
| 1 | 15 | Ortiz Karla | WS | 3 | 5 | 3 | 11 | 1.00 |
| 2 | 20 | De La Peña Diana | MB | 1 | 2 | 2 | 5 | 0.33 |
| | 23 | Mc Leod Thaisa | OP | 1 | 2 | 2 | 5 | 0.33 |
| - | 1 | Aquino Angelica | WS | 0 | 0 | 0 | 0 | |
| - | 3 | Uribe Brenda Daniela | OP | 0 | 0 | 5 | 5 | |
| - | 4 | Guerrero Maricarmen | MB | 0 | 0 | 2 | 2 | |
| - | 5 | Palacios Vanessa | L | 0 | 0 | 0 | 0 | |
| - | 6 | Muñoz Alexandra | S | 0 | 0 | 1 | 1 | |
| - | 8 | Frias Maguilaura | OP | 0 | 0 | 0 | 0 | |
| - | 10 | La Rosa Zoila | S | 0 | 2 | 2 | 4 | |
| - | 11 | Yllescas Clarivett | MB | 0 | 0 | 4 | 4 | |
| - | 12 | Leyva Angela | WS | 0 | 5 | 5 | 10 | |
| - | 16 | Leyva Leslie | WS | 0 | 0 | 0 | 0 | |
| - | 21 | Sanchez Esmeralda | L | 0 | 0 | 0 | 0 | |
| Total Team | | | | 5 | 16 | 26 | 47 | 1.67 |



Serve

| Rk | No | Name | Pos. | Aces | Faults | Serve Hits | Total Attempts | Avg. by set |
|-------------------|----|----------------------|------|------|--------|------------|----------------|-------------|
| - | 1 | Aquino Angelica | WS | 0 | 1 | 1 | 2 | |
| - | 3 | Uribe Brenda Daniela | OP | 0 | 1 | 4 | 5 | |
| - | 4 | Guerrero Maricarmen | MB | 0 | 0 | 3 | 3 | |
| - | 5 | Palacios Vanessa | L | 0 | 0 | 0 | 0 | |
| - | 6 | Muñoz Alexandra | S | 0 | 1 | 2 | 3 | |
| - | 8 | Frias Maguilaura | OP | 0 | 0 | 0 | 0 | |
| - | 10 | La Rosa Zoila | S | 0 | 2 | 3 | 5 | |
| - | 11 | Yllescas Clarivett | MB | 0 | 0 | 3 | 3 | |
| - | 12 | Leyva Angela | WS | 0 | 1 | 9 | 10 | |
| - | 15 | Ortiz Karla | WS | 0 | 1 | 13 | 14 | |
| - | 16 | Leyva Leslie | WS | 0 | 0 | 0 | 0 | |
| - | 20 | De La Peña Diana | MB | 0 | 2 | 8 | 10 | |
| - | 21 | Sanchez Esmeralda | L | 0 | 0 | 0 | 0 | |
| - | 23 | Mc Leod Thaisa | OP | 0 | 0 | 5 | 5 | |
| Total Team | | | | 0 | 9 | 51 | 60 | |







2019 Senior Women Panamerican Cup


P-3 Match players ranking



| | | | | | |
|-------------|------------|----|---|----|--|
| Team | Total Team | 21 | 0 | 21 | |
|-------------|------------|----|---|----|--|

|  | Rk | No | Name | Pos. | Digs | Faults | Receptions | Total Attempts | Avg. by set | |
|--|------------|----|----------------------|--------------|------|--------|------------|----------------|-------------|------|
| | Dig | 1 | 12 | Leyva Angela | WS | 12 | 3 | 4 | 19 | 4.00 |
| 2 | | 15 | Ortiz Karla | WS | 10 | 2 | 5 | 17 | 3.33 | |
| 3 | | 5 | Palacios Vanessa | L | 4 | 4 | 2 | 10 | 1.33 | |
| | | 10 | La Rosa Zoila | S | 4 | 4 | 2 | 10 | 1.33 | |
| | | 23 | Mc Leod Thaisa | OP | 4 | 2 | 1 | 7 | 1.33 | |
| 6 | | 3 | Uribe Brenda Daniela | OP | 3 | 3 | 5 | 11 | 1.00 | |
| 7 | | 4 | Guerrero Maricarmen | MB | 2 | 0 | 1 | 3 | 0.67 | |
| | | 20 | De La Peña Diana | MB | 2 | 0 | 2 | 4 | 0.67 | |
| | | 21 | Sanchez Esmeralda | L | 2 | 2 | 1 | 5 | 0.67 | |
| - | | 1 | Aquino Angelica | WS | 0 | 0 | 0 | 0 | | |
| - | | 6 | Muñoz Alexandra | S | 0 | 0 | 0 | 0 | | |
| - | | 8 | Frias Maguilaura | OP | 0 | 0 | 0 | 0 | | |
| - | | 11 | Yllescas Clarivett | MB | 0 | 0 | 1 | 1 | | |
| - | | 16 | Leyva Leslie | WS | 0 | 0 | 0 | 0 | | |
| Total Team | | | | | 43 | 20 | 24 | 87 | 14.33 | |

|  | Rk | No | Name | Pos. | Running Sets | Faults | Still Sets | Total Attempts | Avg. by set |
|---|------------|----|----------------------|---------------|--------------|--------|------------|----------------|-------------|
| | Set | 1 | 10 | La Rosa Zoila | S | 10 | 0 | 51 | 61 |
| - | | 1 | Aquino Angelica | WS | 0 | 0 | 0 | 0 | |
| - | | 3 | Uribe Brenda Daniela | OP | 0 | 0 | 0 | 0 | |
| - | | 4 | Guerrero Maricarmen | MB | 0 | 0 | 1 | 1 | |
| - | | 5 | Palacios Vanessa | L | 0 | 0 | 2 | 2 | |
| - | | 6 | Muñoz Alexandra | S | 0 | 0 | 24 | 24 | |
| - | | 8 | Frias Maguilaura | OP | 0 | 0 | 0 | 0 | |
| - | | 11 | Yllescas Clarivett | MB | 0 | 0 | 2 | 2 | |
| - | | 12 | Leyva Angela | WS | 0 | 0 | 1 | 1 | |
| - | | 15 | Ortiz Karla | WS | 0 | 0 | 2 | 2 | |
| - | | 16 | Leyva Leslie | WS | 0 | 0 | 0 | 0 | |
| - | | 20 | De La Peña Diana | MB | 0 | 0 | 0 | 0 | |
| - | | 21 | Sanchez Esmeralda | L | 0 | 0 | 0 | 0 | |
| - | | 23 | Mc Leod Thaisa | OP | 0 | 0 | 2 | 2 | |
| Total Team | | | | | 10 | 0 | 85 | 95 | 3.33 |

|  | Rk | No | Name | Pos. | Running Sets | Faults | Still Sets | Total Attempts | Eff. % |
|--|------------------|----|----------------------|-------------|--------------|--------|------------|----------------|--------|
| | Reception | 1 | 15 | Ortiz Karla | WS | 10 | 1 | 17 | 28 |
| 2 | | 3 | Uribe Brenda Daniela | OP | 6 | 2 | 9 | 17 | 23.53 |
| - | | 1 | Aquino Angelica | WS | 1 | 0 | 1 | 2 | |
| - | | 4 | Guerrero Maricarmen | MB | 0 | 0 | 0 | 0 | |
| - | | 5 | Palacios Vanessa | L | 3 | 1 | 5 | 9 | |
| - | | 6 | Muñoz Alexandra | S | 0 | 0 | 0 | 0 | |
| - | | 8 | Frias Maguilaura | OP | 0 | 0 | 0 | 0 | |
| - | | 10 | La Rosa Zoila | S | 0 | 0 | 0 | 0 | |
| - | | 11 | Yllescas Clarivett | MB | 0 | 0 | 0 | 0 | |
| - | | 12 | Leyva Angela | WS | 0 | 0 | 1 | 1 | |
| - | | 16 | Leyva Leslie | WS | 0 | 0 | 0 | 0 | |
| - | | 20 | De La Peña Diana | MB | 0 | 0 | 0 | 0 | |
| - | | 21 | Sanchez Esmeralda | L | 1 | 1 | 2 | 4 | |
| - | | 23 | Mc Leod Thaisa | OP | 0 | 0 | 0 | 0 | |
| Total Team | | | | | 21 | 5 | 35 | 61 | 26.23 |

Limit: 20.00%





2019 Senior Women Panamerican Cup

[P-3] Match players ranking



| Rk | No | Name | Pos. | Spikes | Faults | Shots | Total | | Succ. % |
|-------------------|----|---------------------|------|--------|--------|-------|----------|-------|---------|
| | | | | | | | Attempts | % | |
| 1 | 3 | Van Ryk Kiera | OP | 9 | 3 | 12 | 24 | 37.50 | |
| 2 | 4 | Richey Kyla | WS | 7 | 3 | 12 | 22 | 31.82 | |
| 3 | 23 | Maglio Emily | MB | 5 | 3 | 8 | 16 | 31.25 | |
| 4 | 9 | Gray Alexa Lea | WS | 6 | 3 | 16 | 25 | 24.00 | |
| - | 1 | Niles Jessica | L | 0 | 0 | 0 | 0 | | |
| - | 5 | Smith Danielle | S | 1 | 0 | 2 | 3 | | |
| - | 8 | Ogoms Alicia | MB | 0 | 0 | 0 | 0 | | |
| - | 11 | Mitrovic Andrea | WS | 0 | 0 | 0 | 0 | | |
| - | 12 | Cross Jennifer | MB | 5 | 0 | 2 | 7 | | |
| - | 13 | O'Reilly Brie | S | 0 | 0 | 1 | 1 | | |
| - | 16 | Joseph Shainah | OP | 2 | 2 | 2 | 6 | | |
| - | 17 | Moncks Kristen | L | 0 | 0 | 0 | 0 | | |
| - | 19 | Bélanger Marie-Alex | WS | 0 | 0 | 0 | 0 | | |
| - | 20 | Perrin Alicia | MB | 0 | 0 | 0 | 0 | | |
| Total Team | | | | 35 | 14 | 55 | 104 | 33.65 | |

Limit: 15.00%

| Rk | No | Name | Pos. | Kill Blocks | Faults | Rebounds | Total | | Avg. by set |
|-------------------|----|---------------------|------|-------------|--------|----------|----------|------|-------------|
| | | | | | | | Attempts | % | |
| 1 | 9 | Gray Alexa Lea | WS | 2 | 1 | 5 | 8 | 0.67 | |
| | 12 | Cross Jennifer | MB | 2 | 3 | 6 | 11 | 0.67 | |
| 3 | 3 | Van Ryk Kiera | OP | 1 | 3 | 5 | 9 | 0.33 | |
| | 4 | Richey Kyla | WS | 1 | 2 | 1 | 4 | 0.33 | |
| - | 1 | Niles Jessica | L | 0 | 0 | 0 | 0 | | |
| - | 5 | Smith Danielle | S | 0 | 0 | 2 | 2 | | |
| - | 8 | Ogoms Alicia | MB | 0 | 0 | 0 | 0 | | |
| - | 11 | Mitrovic Andrea | WS | 0 | 0 | 0 | 0 | | |
| - | 13 | O'Reilly Brie | S | 0 | 0 | 1 | 1 | | |
| - | 16 | Joseph Shainah | OP | 0 | 0 | 3 | 3 | | |
| - | 17 | Moncks Kristen | L | 0 | 0 | 0 | 0 | | |
| - | 19 | Bélanger Marie-Alex | WS | 0 | 0 | 0 | 0 | | |
| - | 20 | Perrin Alicia | MB | 0 | 0 | 0 | 0 | | |
| - | 23 | Maglio Emily | MB | 0 | 2 | 2 | 4 | | |
| Total Team | | | | 6 | 11 | 25 | 42 | 2.00 | |

| Rk | No | Name | Pos. | Aces | Faults | Serve Hits | Total | | Avg. by set |
|-------------------|----|---------------------|------|------|--------|------------|----------|------|-------------|
| | | | | | | | Attempts | % | |
| 1 | 3 | Van Ryk Kiera | OP | 1 | 2 | 3 | 6 | 0.33 | |
| | 5 | Smith Danielle | S | 1 | 1 | 6 | 8 | 0.33 | |
| | 9 | Gray Alexa Lea | WS | 1 | 2 | 11 | 14 | 0.33 | |
| | 12 | Cross Jennifer | MB | 1 | 0 | 11 | 12 | 0.33 | |
| | 13 | O'Reilly Brie | S | 1 | 2 | 3 | 6 | 0.33 | |
| - | 1 | Niles Jessica | L | 0 | 0 | 0 | 0 | | |
| - | 4 | Richey Kyla | WS | 0 | 3 | 10 | 13 | | |
| - | 8 | Ogoms Alicia | MB | 0 | 0 | 0 | 0 | | |
| - | 11 | Mitrovic Andrea | WS | 0 | 0 | 0 | 0 | | |
| - | 16 | Joseph Shainah | OP | 0 | 0 | 3 | 3 | | |
| - | 17 | Moncks Kristen | L | 0 | 0 | 0 | 0 | | |
| - | 19 | Bélanger Marie-Alex | WS | 0 | 0 | 0 | 0 | | |
| - | 20 | Perrin Alicia | MB | 0 | 0 | 0 | 0 | | |
| - | 23 | Maglio Emily | MB | 0 | 2 | 9 | 11 | | |
| Total Team | | | | 5 | 12 | 56 | 73 | 1.67 | |

| Team | Total Team | 29 | 0 | | 29 |
|------|------------|----|---|--|----|
|------|------------|----|---|--|----|








2019 Senior Women Panamerican Cup



P-3 Match players ranking

|  Dig | Rk | No | Name | Pos. | Digs | Faults | Receptions | Total Attempts | Avg. by set |
|--|----|---------------------|----------------|------|------|--------|------------|----------------|-------------|
| | 1 | 1 | Niles Jessica | L | 7 | 6 | 6 | 19 | 2.33 |
| | 2 | 5 | Smith Danielle | S | 6 | 3 | 5 | 14 | 2.00 |
| | 3 | 3 | Van Ryk Kiera | OP | 5 | 3 | 5 | 13 | 1.67 |
| | 4 | 4 | Richey Kyla | WS | 5 | 4 | 6 | 15 | 1.67 |
| | 9 | 9 | Gray Alexa Lea | WS | 5 | 3 | 7 | 15 | 1.67 |
| | 6 | 23 | Maglio Emily | MB | 2 | 1 | 2 | 5 | 0.67 |
| | 7 | 12 | Cross Jennifer | MB | 1 | 0 | 3 | 4 | 0.33 |
| | 16 | 16 | Joseph Shainah | OP | 1 | 1 | 1 | 3 | 0.33 |
| | - | 8 | Ogoms Alicia | MB | 0 | 0 | 0 | 0 | |
| - | 11 | Mitrovic Andrea | WS | 0 | 0 | 0 | 0 | | |
| - | 13 | O'Reilly Brie | S | 0 | 0 | 5 | 5 | | |
| - | 17 | Moncks Kristen | L | 0 | 0 | 0 | 0 | | |
| - | 19 | Bélanger Marie-Alex | WS | 0 | 0 | 0 | 0 | | |
| - | 20 | Perrin Alicia | MB | 0 | 0 | 0 | 0 | | |
| Total Team | | | | | 32 | 21 | 40 | 93 | 10.67 |

|  Set | Rk | No | Name | Pos. | Running Sets | Faults | Still Sets | Total Attempts | Avg. by set |
|--|----|---------------------|-----------------|------|--------------|--------|------------|----------------|-------------|
| | 1 | 5 | Smith Danielle | S | 13 | 0 | 42 | 55 | 4.33 |
| | 2 | 13 | O'Reilly Brie | S | 5 | 0 | 13 | 18 | 1.67 |
| | - | 1 | Niles Jessica | L | 0 | 0 | 7 | 7 | |
| | - | 3 | Van Ryk Kiera | OP | 0 | 0 | 1 | 1 | |
| | - | 4 | Richey Kyla | WS | 0 | 0 | 1 | 1 | |
| | - | 8 | Ogoms Alicia | MB | 0 | 0 | 0 | 0 | |
| | - | 9 | Gray Alexa Lea | WS | 0 | 0 | 2 | 2 | |
| | - | 11 | Mitrovic Andrea | WS | 0 | 0 | 0 | 0 | |
| | - | 12 | Cross Jennifer | MB | 0 | 0 | 5 | 5 | |
| - | 16 | Joseph Shainah | OP | 0 | 0 | 0 | 0 | | |
| - | 17 | Moncks Kristen | L | 0 | 0 | 0 | 0 | | |
| - | 19 | Bélanger Marie-Alex | WS | 0 | 0 | 0 | 0 | | |
| - | 20 | Perrin Alicia | MB | 0 | 0 | 0 | 0 | | |
| - | 23 | Maglio Emily | MB | 0 | 0 | 1 | 1 | | |
| Total Team | | | | | 18 | 0 | 72 | 90 | 6.00 |

|  Reception Limit: 20.00% | Rk | No | Name | Pos. | Running Sets | Faults | Still Sets | Total Attempts | Eff. % |
|---|----|---------------------|-----------------|------|--------------|--------|------------|----------------|--------|
| | 1 | 1 | Niles Jessica | L | 4 | 0 | 8 | 12 | 33.33 |
| | 2 | 9 | Gray Alexa Lea | WS | 6 | 0 | 13 | 19 | 31.58 |
| | 3 | 4 | Richey Kyla | WS | 4 | 0 | 16 | 20 | 20.00 |
| | - | 3 | Van Ryk Kiera | OP | 0 | 0 | 0 | 0 | |
| | - | 5 | Smith Danielle | S | 0 | 0 | 0 | 0 | |
| | - | 8 | Ogoms Alicia | MB | 0 | 0 | 0 | 0 | |
| | - | 11 | Mitrovic Andrea | WS | 0 | 0 | 0 | 0 | |
| | - | 12 | Cross Jennifer | MB | 0 | 0 | 0 | 0 | |
| | - | 13 | O'Reilly Brie | S | 0 | 0 | 0 | 0 | |
| - | 16 | Joseph Shainah | OP | 0 | 0 | 0 | 0 | | |
| - | 17 | Moncks Kristen | L | 0 | 0 | 0 | 0 | | |
| - | 19 | Bélanger Marie-Alex | WS | 0 | 0 | 0 | 0 | | |
| - | 20 | Perrin Alicia | MB | 0 | 0 | 0 | 0 | | |
| - | 23 | Maglio Emily | MB | 0 | 0 | 0 | 0 | | |
| Total Team | | | | | 14 | 0 | 37 | 51 | 27.45 |

