



## U23 Central American Championship


**P-3** Match players ranking





**Match:** 11    **Date:** 26/06/2019    **Spectators:**  
**City:** Managua  
**Hall:** Gimnasio Nal Alexis Argüello  
**Match duration:** **Start:** 16:30    **End:** 17:57    **Total:** 1:27

Teams	Sets	1	2	3	4	5	Total
<b>PAN</b>	<b>0</b>	16	17	18			51
<b>BIZ</b>	<b>3</b>	25	25	25			75
<b>Duration:</b>		0:27	0:28	0:26			1:21

 **PAN • Panama**


	Rk	No	Name	Pos.	Spikes	Faults	Shots	Total Attempts	Succ. %	
	Spike  Limit: 15.00%	1	10	Ng He Yileen	MB	9	1	10	20	45.00
2		12	Cambell Ellis Nayoisse	WS	4	4	17	25	16.00	
-		1	Butler Thomas Leugim	WS	4	2	3	9		
-		2	Ortiz Barria Karla Doris	MB	3	3	3	9		
-		4	Ureña Ekaterina	L	0	0	0	0		
-		5	Salazar Hernandez Sayra Del Carmen	S	3	3	4	10		
-		6	Daley Zuyairis	MB	0	1	1	2		
-		7	Martinez Irene	WS	2	2	11	15		
-		11	Echeverria Taira	OP	0	1	2	3		
-		14	Berrocal Elena	OP	1	2	5	8		
-		16	Lezcano Stiphany	WS	1	3	11	15		
-		18	Rojas Serrano Maryory	S	0	0	3	3		
<b>Total Team</b>					27	22	70	119	22.69	


	Rk	No	Name	Pos.	Kill Blocks	Faults	Rebounds	Total Attempts	Avg. by set	
	Block	1	16	Lezcano Stiphany	WS	1	0	0	1	0.33
-		1	Butler Thomas Leugim	WS	0	0	0	0		
-		2	Ortiz Barria Karla Doris	MB	0	1	10	11		
-		4	Ureña Ekaterina	L	0	0	0	0		
-		5	Salazar Hernandez Sayra Del Carmen	S	0	0	4	4		
-		6	Daley Zuyairis	MB	0	0	0	0		
-		7	Martinez Irene	WS	0	0	1	1		
-		10	Ng He Yileen	MB	0	1	10	11		
-		11	Echeverria Taira	OP	0	0	0	0		
-		12	Cambell Ellis Nayoisse	WS	0	0	3	3		
-		14	Berrocal Elena	OP	0	0	2	2		
-		18	Rojas Serrano Maryory	S	0	0	0	0		
<b>Total Team</b>					1	2	30	33	0.33	


	Rk	No	Name	Pos.	Aces	Faults	Serve Hits	Total Attempts	Avg. by set	
	Serve	1	16	Lezcano Stiphany	WS	2	1	6	9	0.67
2		12	Cambell Ellis Nayoisse	WS	1	1	5	7	0.33	
-		1	Butler Thomas Leugim	WS	0	0	2	2		
-		2	Ortiz Barria Karla Doris	MB	0	1	2	3		
-		4	Ureña Ekaterina	L	0	0	0	0		
-		5	Salazar Hernandez Sayra Del Carmen	S	0	0	3	3		
-		6	Daley Zuyairis	MB	0	0	1	1		
-		7	Martinez Irene	WS	0	0	7	7		
-		10	Ng He Yileen	MB	0	2	6	8		
-		11	Echeverria Taira	OP	0	1	0	1		
-		14	Berrocal Elena	OP	0	0	0	0		
-		18	Rojas Serrano Maryory	S	0	0	11	11		
<b>Total Team</b>					3	6	43	52	1.00	

Team	Total Team	19	2		21	
	Total Team	19	2		21	



	Rk	No	Name	Pos.	Digs	Faults	Receptions	Total Attempts	Avg. by set
	Dig	1	4	Ureña Ekaterina	L	8	6	22	36
	2	16	Lezcano Stiphany	WS	6	3	9	18	2.00
	3	1	Butler Thomas Leugim	WS	2	3	9	14	0.67
		7	Martinez Irene	WS	2	2	3	7	0.67
		10	Ng He Yileen	MB	2	3	4	9	0.67
		12	Cambell Ellis Nayoisse	WS	2	8	8	18	0.67
	7	5	Salazar Hernandez Sayra Del Carmen	S	1	6	2	9	0.33
	-	2	Ortiz Barria Karla Doris	MB	0	1	2	3	
	-	6	Daley Zuyairis	MB	0	0	1	1	
	-	11	Echeverria Taira	OP	0	2	2	4	
	-	14	Berrocal Elena	OP	0	3	3	6	
	-	18	Rojas Serrano Maryory	S	0	1	3	4	
<b>Total Team</b>					23	38	68	129	7.67

	Rk	No	Name	Pos.	Running Sets	Faults	Still Sets	Total Attempts	Avg. by set
	Set	1	18	Rojas Serrano Maryory	S	6	3	38	47
	2	5	Salazar Hernandez Sayra Del Carmen	S	2	0	39	41	0.67
	-	1	Butler Thomas Leugim	WS	0	0	0	0	
	-	2	Ortiz Barria Karla Doris	MB	0	0	0	0	
	-	4	Ureña Ekaterina	L	0	0	0	0	
	-	6	Daley Zuyairis	MB	0	0	0	0	
	-	7	Martinez Irene	WS	0	0	0	0	
	-	10	Ng He Yileen	MB	0	0	0	0	
	-	11	Echeverria Taira	OP	0	0	0	0	
	-	12	Cambell Ellis Nayoisse	WS	0	0	0	0	
	-	14	Berrocal Elena	OP	0	0	0	0	
	-	16	Lezcano Stiphany	WS	0	0	0	0	
<b>Total Team</b>					8	3	77	88	2.67

	Rk	No	Name	Pos.	Running Sets	Faults	Still Sets	Total Attempts	Eff. %
	Reception	1	4	Ureña Ekaterina	L	6	0	16	22
	-	1	Butler Thomas Leugim	WS	1	1	2	4	
	-	2	Ortiz Barria Karla Doris	MB	0	1	3	4	
	-	5	Salazar Hernandez Sayra Del Carmen	S	0	0	0	0	
	-	6	Daley Zuyairis	MB	0	0	0	0	
	-	7	Martinez Irene	WS	2	0	3	5	
	-	10	Ng He Yileen	MB	0	0	1	1	
	-	11	Echeverria Taira	OP	1	0	2	3	
	-	12	Cambell Ellis Nayoisse	WS	1	1	8	10	
	-	14	Berrocal Elena	OP	1	0	3	4	
	-	16	Lezcano Stiphany	WS	6	0	7	13	
	-	18	Rojas Serrano Maryory	S	0	0	0	0	
<b>Total Team</b>					18	3	45	66	22.73

Limit: 20.00%




BIZ • Belize


 Spike Limit: 15.00%	Rk	No	Name	Pos.	Spikes	Faults	Shots	Total Attempts	Succ. %	
	1	8	Palacio Melanie	MB	6	3	9	18	33.33	
	2	14	Camara Fatoumata	WS	8	3	14	25	32.00	
	3	3	Burton Sherika	WS	8	1	18	27	29.63	
	-	1	Smith Kiara	WS	0	0	0	0		
	-	2	Bruce Gareth	WS	0	3	6	9		
	-	5	Quan Karen	S	0	0	4	4		
	-	6	Safa Ayah	OP	0	0	0	0		
	-	7	Saunders Jahshema	L	0	0	0	0		
	-	9	Musa Allyana	S	0	0	1	1		
	-	10	Musa Mya	WS	4	0	9	13		
	-	13	McKenzie Zazie	MB	2	0	1	3		
	-	15	Sebastian Kevanna	MB	5	1	1	7		
	<b>Total Team</b>					33	11	63	107	30.84


 Block	Rk	No	Name	Pos.	Kill Blocks	Faults	Rebounds	Total Attempts	Avg. by set	
	1	8	Palacio Melanie	MB	5	1	14	20	1.67	
	2	3	Burton Sherika	WS	2	0	1	3	0.67	
	3	10	Musa Mya	WS	1	0	0	1	0.33	
		15	Sebastian Kevanna	MB	1	2	3	6	0.33	
	-	1	Smith Kiara	WS	0	0	0	0		
	-	2	Bruce Gareth	WS	0	0	0	0		
	-	5	Quan Karen	S	0	0	2	2		
	-	6	Safa Ayah	OP	0	0	0	0		
	-	7	Saunders Jahshema	L	0	0	0	0		
	-	9	Musa Allyana	S	0	0	0	0		
	-	13	McKenzie Zazie	MB	0	1	1	2		
	-	14	Camara Fatoumata	WS	0	0	4	4		
	<b>Total Team</b>					9	4	25	38	3.00

 Serve	Rk	No	Name	Pos.	Aces	Faults	Serve Hits	Total Attempts	Avg. by set	
	1	3	Burton Sherika	WS	3	0	22	25	1.00	
	2	14	Camara Fatoumata	WS	1	1	16	18	0.33	
	-	1	Smith Kiara	WS	0	1	2	3		
	-	2	Bruce Gareth	WS	0	1	3	4		
	-	5	Quan Karen	S	0	0	6	6		
	-	6	Safa Ayah	OP	0	1	0	1		
	-	7	Saunders Jahshema	L	0	0	0	0		
	-	8	Palacio Melanie	MB	0	0	3	3		
	-	9	Musa Allyana	S	0	0	2	2		
	-	10	Musa Mya	WS	0	1	5	6		
	-	13	McKenzie Zazie	MB	0	1	0	1		
	-	15	Sebastian Kevanna	MB	0	1	4	5		
	<b>Total Team</b>					4	7	63	74	1.33

Team	Total Team	29	2		31
------	------------	----	---	--	----

	Rk	No	Name	Pos.	Digs	Faults	Receptions	Total Attempts	Avg. by set
	Dig	1	7	Saunders Jahshema	L	12	4	17	33
	2	3	Burton Sherika	WS	4	6	11	21	1.33
		10	Musa Mya	WS	4	4	6	14	1.33
	4	14	Camara Fatoumata	WS	3	2	12	17	1.00
	5	1	Smith Kiara	WS	1	0	0	1	0.33
		2	Bruce Gareth	WS	1	1	3	5	0.33
	-	5	Quan Karen	S	0	2	5	7	
	-	6	Safa Ayah	OP	0	1	1	2	
	-	8	Palacio Melanie	MB	0	1	2	3	
	-	9	Musa Allyana	S	0	1	2	3	
	-	13	McKenzie Zazie	MB	0	1	2	3	
	-	15	Sebastian Kevanna	MB	0	0	1	1	
<b>Total Team</b>					25	23	62	110	8.33

	Rk	No	Name	Pos.	Running Sets	Faults	Still Sets	Total Attempts	Avg. by set
	Set	1	5	Quan Karen	S	10	2	46	58
	2	9	Musa Allyana	S	3	0	20	23	1.00
	-	1	Smith Kiara	WS	0	0	0	0	
	-	2	Bruce Gareth	WS	0	0	0	0	
	-	3	Burton Sherika	WS	0	0	0	0	
	-	6	Safa Ayah	OP	0	0	0	0	
	-	7	Saunders Jahshema	L	0	0	0	0	
	-	8	Palacio Melanie	MB	0	0	0	0	
	-	10	Musa Mya	WS	0	0	0	0	
	-	13	McKenzie Zazie	MB	0	0	0	0	
	-	14	Camara Fatoumata	WS	0	0	0	0	
	-	15	Sebastian Kevanna	MB	0	0	0	0	
<b>Total Team</b>					13	2	66	81	4.33

	Rk	No	Name	Pos.	Running Sets	Faults	Still Sets	Total Attempts	Eff. %	
	Reception	1	3	Burton Sherika	WS	8	0	5	13	61.54
	2	7	Saunders Jahshema	L	6	1	10	17	29.41	
	-	1	Smith Kiara	WS	0	0	0	0		
	-	2	Bruce Gareth	WS	1	0	1	2		
	-	5	Quan Karen	S	0	0	0	0		
	-	6	Safa Ayah	OP	0	0	0	0		
	-	8	Palacio Melanie	MB	0	0	0	0		
	-	9	Musa Allyana	S	0	0	0	0		
	-	10	Musa Mya	WS	2	0	5	7		
	-	13	McKenzie Zazie	MB	0	0	0	0		
	-	14	Camara Fatoumata	WS	5	1	1	7		
	-	15	Sebastian Kevanna	MB	0	0	0	0		
Limit: 20.00%	<b>Total Team</b>					22	2	22	46	43.48