

Match: 2 **Date:** 23/06/2019 **Spectators:** 400
City: Managua
Hall: Gimnasio Nal Alexis Argüello
Match duration: **Start:** 16:30 **End:** 18:24 **Total:** 1:54

Teams	Sets	1	2	3	4	5	Total
HON	3	25	22	25	25		97
BIZ	1	15	25	22	19		81
Duration:		0:23	0:26	0:30	0:26		1:45




HON • Honduras


	Rk	No	Name	Pos.	Spikes	Faults	Shots	Total Attempts	Succ. %	
	Spike Limit: 15.00%	1	8	Pérez Jimenez Nathaly	MB	16	2	20	38	42.11
2		1	Aguilar Campos Ruth	WS	7	3	13	23	30.43	
3		10	Johnson Hydes Cecille Zuline	OP	11	5	26	42	26.19	
-		3	Godoy Escamia Estefany	WS	3	1	8	12		
-		4	Rosa Bellino Isabella	S	0	0	0	0		
-		5	Zelaya Valladares Telma	S	1	2	8	11		
-		6	Yearwood Calix Thrisha	MB	0	0	0	0		
-		7	Duran Membreño Dazly	OP	0	0	0	0		
-		11	Gomez Pineda Gabriela	L	0	0	0	0		
-		16	Waterhouse Vasquez Josselyn	MB	4	1	7	12		
-		17	Aceituno Aguilera Andrea	OP	0	0	0	0		
-		19	Mejia Escoto Marelyn	L	0	0	0	0		
Total Team					42	14	82	138	30.43	


	Rk	No	Name	Pos.	Kill Blocks	Faults	Rebounds	Total Attempts	Avg. by set	
	Block	1	8	Pérez Jimenez Nathaly	MB	5	0	13	18	1.25
2		16	Waterhouse Vasquez Josselyn	MB	4	3	5	12	1.00	
3		1	Aguilar Campos Ruth	WS	2	2	5	9	0.50	
-		3	Godoy Escamia Estefany	WS	2	2	5	9	0.50	
5		10	Johnson Hydes Cecille Zuline	OP	1	0	3	4	0.25	
-		4	Rosa Bellino Isabella	S	0	0	0	0		
-		5	Zelaya Valladares Telma	S	0	0	2	2		
-		6	Yearwood Calix Thrisha	MB	0	0	0	0		
-		7	Duran Membreño Dazly	OP	0	0	0	0		
-		11	Gomez Pineda Gabriela	L	0	0	0	0		
-		17	Aceituno Aguilera Andrea	OP	0	0	0	0		
-		19	Mejia Escoto Marelyn	L	0	0	0	0		
Total Team					14	7	33	54	3.50	

	Rk	No	Name	Pos.	Aces	Faults	Serve Hits	Total Attempts	Avg. by set	
	Serve	1	10	Johnson Hydes Cecille Zuline	OP	5	5	15	25	1.25
2		5	Zelaya Valladares Telma	S	4	2	10	16	1.00	
3		1	Aguilar Campos Ruth	WS	1	2	8	11	0.25	
-		8	Pérez Jimenez Nathaly	MB	1	1	15	17	0.25	
17		Aceituno Aguilera Andrea	OP	1	0	4	5	0.25		
-		3	Godoy Escamia Estefany	WS	0	2	8	10		
-		4	Rosa Bellino Isabella	S	0	0	0	0		
-		6	Yearwood Calix Thrisha	MB	0	0	0	0		
-		7	Duran Membreño Dazly	OP	0	0	3	3		
-		11	Gomez Pineda Gabriela	L	0	0	0	0		
-		16	Waterhouse Vasquez Josselyn	MB	0	0	10	10		
-		19	Mejia Escoto Marelyn	L	0	0	0	0		
Total Team					12	12	73	97	3.00	

Team	Total Team	29	2		31

	Rk	No	Name	Pos.	Digs	Faults	Receptions	Total Attempts	Avg. by set
	Dig	1	3	Godoy Escamia Estefany	WS	8	6	10	24
	2	1	Aguilar Campos Ruth	WS	7	7	5	19	1.75
	3	8	Pérez Jimenez Nathaly	MB	5	3	15	23	1.25
		19	Mejia Escoto Marelyn	L	5	5	11	21	1.25
	5	10	Johnson Hydes Cecille Zuline	OP	2	8	9	19	0.50
	6	5	Zelaya Valladares Telma	S	1	4	10	15	0.25
	-	4	Rosa Bellino Isabella	S	0	0	0	0	
	-	6	Yearwood Calix Thrisha	MB	0	0	0	0	
	-	7	Duran Membreño Dazly	OP	0	0	0	0	
	-	11	Gomez Pineda Gabriela	L	0	1	2	3	
	-	16	Waterhouse Vasquez Josselyn	MB	0	0	3	3	
	-	17	Aceituno Aguilera Andrea	OP	0	1	0	1	
Total Team					28	35	65	128	7.00

	Rk	No	Name	Pos.	Running Sets	Faults	Still Sets	Total Attempts	Avg. by set
	Set	1	5	Zelaya Valladares Telma	S	15	1	93	109
	-	1	Aguilar Campos Ruth	WS	0	0	0	0	
	-	3	Godoy Escamia Estefany	WS	0	0	0	0	
	-	4	Rosa Bellino Isabella	S	0	0	0	0	
	-	6	Yearwood Calix Thrisha	MB	0	0	0	0	
	-	7	Duran Membreño Dazly	OP	0	0	0	0	
	-	8	Pérez Jimenez Nathaly	MB	0	0	0	0	
	-	10	Johnson Hydes Cecille Zuline	OP	0	0	0	0	
	-	11	Gomez Pineda Gabriela	L	0	0	0	0	
	-	16	Waterhouse Vasquez Josselyn	MB	0	0	0	0	
	-	17	Aceituno Aguilera Andrea	OP	0	0	0	0	
	-	19	Mejia Escoto Marelyn	L	0	0	0	0	
Total Team					15	1	93	109	3.75

	Rk	No	Name	Pos.	Running Sets	Faults	Still Sets	Total Attempts	Eff. %
	Reception	1	8	Pérez Jimenez Nathaly	MB	10	0	4	14
	2	3	Godoy Escamia Estefany	WS	6	3	12	21	14.29
	3	1	Aguilar Campos Ruth	WS	5	5	12	22	
	-	4	Rosa Bellino Isabella	S	0	0	0	0	
	-	5	Zelaya Valladares Telma	S	0	0	0	0	
	-	6	Yearwood Calix Thrisha	MB	0	0	0	0	
	-	7	Duran Membreño Dazly	OP	0	0	0	0	
	-	10	Johnson Hydes Cecille Zuline	OP	0	1	0	1	
	-	11	Gomez Pineda Gabriela	L	0	0	0	0	
	-	16	Waterhouse Vasquez Josselyn	MB	0	0	0	0	
	-	17	Aceituno Aguilera Andrea	OP	0	0	0	0	
	-	19	Mejia Escoto Marelyn	L	4	1	7	12	
Total Team					25	10	35	70	21.43

Limit: 20.00%




BIZ • Belize


 Spike Limit: 15.00%	Rk	No	Name	Pos.	Spikes	Faults	Shots	Total Attempts	Succ. %
	1	14	Camara Fatoumata	WS	16	2	19	37	43.24
	2	3	Burton Sherika	WS	14	5	27	46	30.43
	3	10	Musa Mya	WS	1	7	16	24	4.17
	-	1	Smith Kiara	WS	0	0	0	0	
	-	2	Bruce Gareth	WS	0	0	0	0	
	-	5	Quan Karen	S	0	0	2	2	
	-	6	Safa Ayah	OP	0	0	0	0	
	-	7	Saunders Jahshema	L	0	0	0	0	
	-	8	Palacio Melanie	MB	4	3	8	15	
-	9	Musa Allyana	S	0	0	1	1		
-	13	McKenzie Zazie	MB	0	0	0	0		
-	15	Sebastian Kevanna	MB	6	2	6	14		
Total Team					41	19	79	139	29.50


 Block	Rk	No	Name	Pos.	Kill Blocks	Faults	Rebounds	Total Attempts	Avg. by set
	1	3	Burton Sherika	WS	2	3	4	9	0.50
	2	8	Palacio Melanie	MB	1	1	9	11	0.25
		15	Sebastian Kevanna	MB	1	1	11	13	0.25
	-	1	Smith Kiara	WS	0	0	0	0	
	-	2	Bruce Gareth	WS	0	0	0	0	
	-	5	Quan Karen	S	0	0	0	0	
	-	6	Safa Ayah	OP	0	2	0	2	
	-	7	Saunders Jahshema	L	0	0	0	0	
	-	9	Musa Allyana	S	0	0	0	0	
-	10	Musa Mya	WS	0	0	0	0		
-	13	McKenzie Zazie	MB	0	0	0	0		
-	14	Camara Fatoumata	WS	0	0	3	3		
Total Team					4	7	27	38	1.00

 Serve	Rk	No	Name	Pos.	Aces	Faults	Serve Hits	Total Attempts	Avg. by set
	1	1	Smith Kiara	WS	5	0	5	10	1.25
	2	14	Camara Fatoumata	WS	3	2	15	20	0.75
	3	10	Musa Mya	WS	2	2	11	15	0.50
	-	2	Bruce Gareth	WS	0	0	0	0	
	-	3	Burton Sherika	WS	0	0	6	6	
	-	5	Quan Karen	S	0	2	6	8	
	-	6	Safa Ayah	OP	0	0	0	0	
	-	7	Saunders Jahshema	L	0	0	0	0	
	-	8	Palacio Melanie	MB	0	2	6	8	
-	9	Musa Allyana	S	0	1	7	8		
-	13	McKenzie Zazie	MB	0	0	0	0		
-	15	Sebastian Kevanna	MB	0	3	5	8		
Total Team					10	12	61	83	2.50

Team	Total Team	26	2		28
------	------------	----	---	--	----

 Dig	Rk	No	Name	Pos.	Digs	Faults	Receptions	Total Attempts	Avg. by set
	1	3	Burton Sherika	WS	9	9	19	37	2.25
2	7	Saunders Jahshema	L	6	10	28	44	1.50	
	14	Camara Fatoumata	WS	6	9	17	32	1.50	
4	10	Musa Mya	WS	2	3	14	19	0.50	
-	1	Smith Kiara	WS	0	0	0	0		
-	2	Bruce Gareth	WS	0	0	0	0		
-	5	Quan Karen	S	0	3	2	5		
-	6	Safa Ayah	OP	0	0	4	4		
-	8	Palacio Melanie	MB	0	1	5	6		
-	9	Musa Allyana	S	0	1	4	5		
-	13	McKenzie Zazie	MB	0	0	0	0		
-	15	Sebastian Kevanna	MB	0	3	4	7		
Total Team					23	39	97	159	5.75

 Set	Rk	No	Name	Pos.	Running Sets	Faults	Still Sets	Total Attempts	Avg. by set
	1	5	Quan Karen	S	2	1	75	78	0.50
2	14	Camara Fatoumata	WS	1	0	1	2	0.25	
-	1	Smith Kiara	WS	0	0	0	0		
-	2	Bruce Gareth	WS	0	0	0	0		
-	3	Burton Sherika	WS	0	0	0	0		
-	6	Safa Ayah	OP	0	0	0	0		
-	7	Saunders Jahshema	L	0	0	0	0		
-	8	Palacio Melanie	MB	0	0	0	0		
-	9	Musa Allyana	S	0	1	25	26		
-	10	Musa Mya	WS	0	0	0	0		
-	13	McKenzie Zazie	MB	0	0	0	0		
-	15	Sebastian Kevanna	MB	0	0	0	0		
Total Team					3	2	101	106	0.75

 Reception Limit: 20.00%	Rk	No	Name	Pos.	Running Sets	Faults	Still Sets	Total Attempts	Eff. %
	1	10	Musa Mya	WS	9	3	14	26	23.08
2	3	Burton Sherika	WS	4	1	12	17	17.65	
3	7	Saunders Jahshema	L	8	9	18	35	-2.86	
-	1	Smith Kiara	WS	0	0	0	0		
-	2	Bruce Gareth	WS	0	0	0	0		
-	5	Quan Karen	S	0	0	0	0		
-	6	Safa Ayah	OP	0	1	0	1		
-	8	Palacio Melanie	MB	0	1	0	1		
-	9	Musa Allyana	S	0	0	0	0		
-	13	McKenzie Zazie	MB	0	0	0	0		
-	14	Camara Fatoumata	WS	0	1	3	4		
-	15	Sebastian Kevanna	MB	0	0	0	0		
Total Team					21	16	47	84	5.95