

**B
U
L
L
E
T
I
N

6**




MEN




Championnat de la Caraïbe U20 & U21

du 7 au 14 décembre 2019

Rivière-Salée, MARTINIQUE





2019 CAZOVA U-21 Boys Championships

December 7th to 14th, 2019

Hall des Sports de Trenelle

Revière-Salée, Martinique

Sunday, December 8, 2019					Results				
Time	Match		Group	Game	Set 1	Set 2	Set 3	Set 4	Set 5
1:00 PM	BAR	vs	CUR	C	3-1	25-21	21-25	25-17	25-15
8:00 PM	MQE	vs	TTO	D	1-3	19-25	25-19	19-25	24-26

Monday, December 9, 2019					Results				
Time	Match		Group	Game	Set 1	Set 2	Set 3	Set 4	Set 5
4:00 PM	BAR	vs	GDP	C	3-0	25-14	25-17	25-19	
6:00 PM	ISV	vs	TTO	D	0-3	23-25	21-25	22-25	

Tuesday, December 10, 2019					Results				
Time	Match		Group	Game	Set 1	Set 2	Set 3	Set 4	Set 5
2:00 PM	CUR	vs	GDP	C	3-2	18-25	19-25	25-20	26-24
8:00 PM	ISV	vs	MQE	D	1-3	24-26	16-25	25-19	20-25

Wednesday, December 11, 2019					Results				
Time	Match			Game	Set 1	Set 2	Set 3	Set 4	Set 5
10:30 AM	ISV	vs	CUR	QF 3	0-3	20-25	17-25	18-25	
7:00 PM	MQE	vs	GDP	QF 4	0-3	20-25	21-25	23-25	

Thursday, December 12, 2019					Results				
Time	Match			Game	Set 1	Set 2	Set 3	Set 4	Set 5
14:00 PM	TTO	vs	CUR	SF 3	2-3	25-21	21-25	26-24	20-25
16:00 PM	BAR	vs	GDP	SF 4	3-0	25-22	25-8	25-22	

Friday, December 13, 2019					Results				
Time	Match			Game	Set 1	Set 2	Set 3	Set 4	Set 5
12:00 PM	ISV	vs	MQE	F 5/6					
14:00 PM	TTO	vs	GDP	F 3/4					
20:00 PM	CUR	vs	BAR	F 1/2					

* The Times for the Quarter Finals, Semi-Final and Finals will be set based on consultations with the host when the teams have been finalised.

* If the both 3rd place teams win in the quarter finals, the match ups for the Semifinals will be switched to avoid the teams from the same group playing in the Semi Finals.

2019 CAZOVA U21 and U20 Training Schedule

Date	Time	Hall de Trenelle Riviere-Salee	Hal des Anses d'trlets	
		Competition Venue	Court 1	Court 2
Wednesday 11th December	9:00			
	10:00			
	11:00			
	12:00		MQE (M)	MQE (W)
	13:00		GDP (M)	GDP (W)
	14:00		BAR (M)	BAR (W)
	15:00		TTO (M)	TTO (W)
	16:00		ISV (M)	ISV (W)
	17:00		CUR (M)	CUR (W)
Thursday 12th December	9:00	TTO (M)		
	9:45	CUR (M)		
	10:30	GDP (M)	BAR (M)	TTO (W)
	11:15		ISV (M)	ISV (W)
	12:00			BAR (W)
	12:45		MQE (M)	MQE (W)
	13:30			
	14:15			
	15:00			
Friday 13th December	9:00	TTO (W)		
	10:00	BAR (W)		
	11:00			
	12:00		CUR (M)	
	13:00		BAR (M)	
	14:00			
	15:00			
	16:00			
	17:00			



FEDERATION INTERNATIONALE DE VOLLEYBALL

0-1

UNIFORM COLOURS
Couteur de l'uniforme



CITY: **MARTINIQUE**
Ville: _____

REGISTERED COLOURS / Couleurs enregistrées
(ONLY SHIRT COLOUR - seulement la couleur du maillot)

DATE: D/j M/m Y/a TIME: H Min.
12 / 13 / 19 Heure: , ,

POOL/PHASE: **Men 3rd & Finals**
Groupe/Phase: _____

TEAMS / Equipés	CUR	TTO	GDP	MQE	BAR	ISV
1	GREEN	BLACK	WHITE	RED	BLUE	BLUE
2	BLUE	WHITE	BLACK	BLUE	YELLOW	
3		RED				

MATCH SCHEDULE - Calendrier des matches

TEAMS CHOICE - Choix des équipes (1-2 OR/ou 3)

DATE:	No.	TEAM Equipe		1st. CHOICE / 1er Choix						2nd. CHOICE / 2e Choix		FIVB DECISION / Decision de la FIVB	
		A	B	A			B			A		B	
13-Dec-19	22	MQE	ISV									RED	BLUE
13-Dec-19	23	TTO	GDP									BLACK	WHITE
13-Dec-19	26	CUR	BAR									BLUE	YELLOW

APPROVAL - Approbation: FIVB Technical Delegate: *[Signature]*
 Delegate technique FIVB: _____



P-2 VOLLEYBALL • Match result



CAZOVA U21 MALE CHAMPIONSHIPS 2019 Semi-Finals

Match: 9 **Date:** 12/12/2019 **Spectators:** 150
City: RIVIERE SALEE
Hall:
Match duration: Start: 3:00 End: 5:48 Total: 2:48

Teams	Sets	1	2	3	4	5	Total
TRI	2	25	21	26	20	11	103
CUR	3	21	25	24	25	15	110
Set duration		0:25	0:30	0:33	2:34		4:02

Referees: D. ADDISON (BAR) & P. LABYLLE (GDP)

TRI • Trinidad & Tobago		1	2	3	4	5	Pts
3	Best Elijah (OP)						
11	Williams Nicholas (S)	□	□	□	□	■	5
14	Austin Georiani (OH)	■	■	■	■	■	11
15	Belgrove Jarome (MB)	■	■	■	■	■	8
16	Boucaud Jaedon (MB)						
17	Constant Josiah (MB)	■	■	■	■	■	11
18	Davidson Marley (OH)	■	■	□	■	■	22
19	Gilkes Tyrese (MB)			■			1
20	Marchan Sean (S)	■	■	■	■		
21	Montoute Emile (OH)	□	□		□		
22	Persaud Joshua (OH)	■	■	■	■	■	9
24	L Ramdass Jordan (L)	L	L	L	L	L	

Coach: Peer Nassier (TTO)
Assistant: Curtis Burkette (TTO)

CUR • Curacao		1	2	3	4	5	Pts
1	Willems Gideon (OP)	□	■	■	■	■	6
2	L Elsevijf Dimanche (L)					L	
3	L Van Henneigen Timothy (L)	L	L	L	L	L	
4	Pieter Jonathan (OH)				□		
5	Wever Quijair (MB)	■	■	■	■	■	4
6	Chatlein Kanny (OH)						
7	Naaldijk Jashir (S)						
8	Albertus Nigel (OP)	■	■	■	■	■	25
9	Van Henneigen Joshua (OH)	■	■	■	■	■	17
10	Nanaldijk Jaden (MB)	■	■	■	■	■	15
11	Allee Raydley (S)	■	■	■	■	■	3
12	Isei Davidionel (OH)	■				□	

Coach: Henrich Daal (CUR)
Assistant: Reno Marths (CUR)

TEAMS AND PLAYERS PERFORMANCES

Won Pts	Total Atts	No Name	Scoring Skills	Won Pts	Total Atts	No Name
39	113	Total Team		56	128	Total Team
13	39	18 Davidson Marley (OH)	Spike	22	46	8 Albertus Nigel (OP)
8	24	14 Austin Georiani (OH)		14	36	9 Van Henneigen Joshua
17	70	Total Team	Block	7	45	Total Team
5	16	22 Persaud Joshua (OH)		2	8	5 Wever Quijair (MB)
3	19	17 Constant Josiah (MB)		2	9	8 Albertus Nigel (OP)
11	103	Total Team	Serve	7	108	Total Team
7	22	18 Davidson Marley (OH)		3	25	9 Van Henneigen Joshua
2	15	22 Persaud Joshua (OH)		2	15	1 Willems Gideon (OP)
36		Total Team	Opp. error	40		Total Team
103	286	Total Team	Total	110	281	Total Team

22	67	18 Davidson Marley (OH)	Best Scorer	25	70	8 Albertus Nigel (OP)
----	----	-------------------------	--------------------	----	----	-----------------------

Excellent	Total Atts	No Name	Non scoring Skills	Excellent	Total Atts	No Name
16	113	Total Team		18	111	Total Team
6	21	18 Davidson Marley (OH)	Dig	6	31	9 Van Henneigen Joshua
3	13	24 Ramdass Jordan (L)		4	18	3 Van Henneigen Timothy (L)
18	105	Total Team	Set	14	114	Total Team
11	65	11 Williams Nicholas (S)		14	113	11 Allee Raydley (S)
33	95	Total Team	Reception	30	90	Total Team
19	43	18 Davidson Marley (OH)	Success - Faults	13	32	9 Van Henneigen Joshua
6	26	14 Austin Georiani (OH)	# Attempts	8	23	3 Van Henneigen Timothy (L)

■ Starting line-up Pts = Points scored [nn] = Captain
□ Substitute Atts = Attempts L = Libero
Opp = Opponent

Name game jury president:

Signature:





P-2 VOLLEYBALL • Match result



CAZOVA U21 MALE CHAMPIONSHIPS 2019 Semi-Finals

Match: 10 **Date:** 12/12/2019 **Spectators:** 130
City: RIVIERE SALEE
Hall:
Match duration: Start: 6:34 End: 7:50 Total: 1:16

Teams	Sets	1	2	3	4	5	Total
BAR	3	25	25	25			75
GDP	0	22	8	22			52
Set duration		0:23	0:22	0:25			1:10

Referees: K. WILLIAMS (ISV) & D. LEFAIVRE (MQE)

BAR • Barbados		1	2	3	4	5	Pts
2	Padmome Levi (MB)	■					1
3	Taylor Che (OH)		■				3
4	Holder Kaveh (S)			□			
5	L Best Christopher (L)	L	■	L			
6	Alleyne Raje (MB)	■	■	■			5
7	Coppin Devonte (S)	■	□	■			5
9	Turney-Haile Emmanuel (MB)						
10	Oxley Akeel (OH)	■	■	■			12
11	Holder Dmitri (MB)	□	■	■			4
13	Crawford-Wallis Nathan (OH)	■		■			7
18	Odle Alexander (OP)	■	■	■			11
20	Clarke Unri (OP)						

Coach: John Stuart (BAR)
Assistant: Elwyn Oxley (BAR)

GDP • Guadeloupe		1	2	3	4	5	Pts
1	Vadimon Lucas (OH)	■	■	■			7
2	Fidole-Africa Lenny (OH)	□	□				
3	Blondeau Giovanni (OH)				□		
4	Galipo Bryan (MB)					■	
5	L Dracius Leevay (L)		L	L	L		
6	Daridan Djimmy (MB)	■	■	■			2
7	Mixtur Elie (OP)	□	□	■			1
8	Bique Sonny (S)			□			
9	Leveille Damien (OP)	■	■	■			7
10	Lancelot Alexandre (OH)	■	■	□			5
11	Biodore Youri	■	■				1
12	Valetudie Isaac (S)	■	■	■			1

Coach: Gayetann Broussillon (GDP)
Assistant: Olivier Ismael (GDP)

TEAMS AND PLAYERS PERFORMANCES

Won Pts	Total Atts	No Name	Scoring Skills	Won Pts	Total Atts	No Name
34	67	Total Team		15	49	Total Team
11	21	10 Oxley Akeel (OH)	Spike	6	18	9 Leveille Damien (OP)
9	16	18 Odle Alexander (OP)		5	11	10 Lancelot Alexandre (OH)
8	22	Total Team	Block	5	34	Total Team
3	4	11 Holder Dmitri (MB)		2	8	6 Daridan Djimmy (MB)
2	4	6 Alleyne Raje (MB)		1	2	7 Mixtur Elie (OP)
6	72	Total Team	Serve	4	54	Total Team
2	21	6 Alleyne Raje (MB)		2	6	1 Vadimon Lucas (OH)
2	14	18 Odle Alexander (OP)		1	4	11 Biodore Youri
27		Total Team	Opp. error	28		Total Team
75	161	Total Team	Total	52	137	Total Team
			Best Scorer			
12	30	10 Oxley Akeel (OH)		7	20	1 Vadimon Lucas (OH)
Excellent	Total Atts	No Name	Non scoring Skills	Excellent	Total Atts	No Name
11	51	Total Team		2	44	Total Team
3	12	5 Best Christopher (L)	Dig	1	5	10 Lancelot Alexandre (OH)
2	5	13 Crawford-Wallis Nathan		1	7	7 Mixtur Elie (OP)
11	52	Total Team	Set	6	56	Total Team
11	51	7 Coppin Devonte (S)		5	41	12 Valetudie Isaac (S)
14	45	Total Team	Reception	10	55	Total Team
9	23	5 Best Christopher (L)	Success - Faults	6	21	5 Dracius Leevay (L)
			# Attempts	3	19	1 Vadimon Lucas (OH)

■ Starting line-up Pts = Points scored [nn] = Captain
□ Substitute Atts = Attempts L = Libero
Opp = Opponent

Name game jury president:

Signature:





P-4 VOLLEYBALL • Collated results & ranking

CAZOVA U21 MALE CHAMPIONSHIPS 2019

Results of Friday, December 13, 2019



MATCH RESULTS

Pool A

No	Date	Teams	Set	Result per set (points)					Total Points	Time	Spectators
				1	2	3	4	5			
1	12/8/2019	BAR - CUR	3-1	25-21	21-25	25-17	25-15		96- 78	1:40	200
3	12/9/2019	BAR - GDP	3-0	25-14	25-17	25-19			75- 50	1:19	150
5	12/10/2019	CUR - GDP	3-2	18-25	19-25	25-20	26-24	18-16	106-110	2:04	100

Pool B

No	Date	Teams	Set	Result per set (points)					Total Points	Time	Spectators
				1	2	3	4	5			
2	12/8/2019	MQE - TRI	1-3	19-25	25-19	19-25	24-26		87- 95	1:47	150
4	12/9/2019	ISV - TRI	0-3	23-25	21-25	22-25			66- 75	1:42	50
6	12/10/2019	ISV - MQE	1-3	24-26	16-25	25-19	20-25		85- 95	1:44	150

Quarter-Finals

No	Date	Teams	Set	Result per set (points)					Total Points	Time	Spectators
				1	2	3	4	5			
7	12/11/2019	ISV - CUR	0-3	20-25	17-25	18-25			55- 75	1:16	150
8	12/11/2019	MQE - GDP	0-3	20-25	21-25	23-25			64- 75	1:16	150

Semi-Finals

No	Date	Teams	Set	Result per set (points)					Total Points	Time	Spectators
				1	2	3	4	5			
9	12/12/2019	TRI - CUR	2-3	25-21	21-25	26-24	20-25	11-15	103-110	2:48	150
10	12/12/2019	BAR - GDP	3-0	25-22	25- 8	25-22			75- 52	1:16	130

TEAM RANKING

Pool A

Rk	Code	Team	Matches				Sets			Points		
			Pts	T	W	L	W	L	Ratio	W	L	Ratio
1	BAR	Barbados	4	2	2	0	6	1	6.000	171	128	1.336
2	CUR	Curacao	3	2	1	1	4	5	0.800	184	206	0.893
3	GDP	Guadeloupe	2	2	0	2	2	6	0.333	160	181	0.884

Pool B

Rk	Code	Team	Matches				Sets			Points		
			Pts	T	W	L	W	L	Ratio	W	L	Ratio
1	TRI	Trinidad & Tobago	4	2	2	0	6	1	6.000	170	153	1.111
2	MQE	Martinique	3	2	1	1	4	4	1.000	182	180	1.011
3	ISV	US Virgin Island	2	2	0	2	1	6	0.167	151	170	0.888

Scoring skills

BEST PLAYERS

Non scoring skills

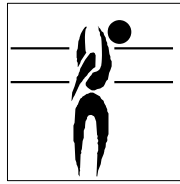
Skill	Rk	Name	Team	Succ. %	Skill	Rk	Name	Team	Avg. by set
Spike Limit: 15.00%	1	Nanaldijk Jaden (MB)	CUR	56.36	Dig	1	Van Henneigen	CUR	5.82
	2	Oxley Akeel (OH)	BAR	52.08		2	Best Christopher (L)	BAR	1.80
	3	Albertus Nigel (OP)	CUR	49.44		3	Goldberg Owen (OH)	ISV	1.60
Block	1	Cyrilla Roland (MB)	MQE	1.18	Set	1	Valetudie Isaac (S)	GDP	5.50
	2	Constant Josiah (MB)	TRI	1.08		2	Allee Raydley (S)	CUR	4.29
	3	Lopez M'Jaeii (MB)	ISV	1.00		3	Coppin Devonte (S)	BAR	3.60
Serve	1	Davidson Marley (OH)	TRI	1.58	Reception	1	Van Henneigen	CUR	50.68
	2	Vadimon Lucas (OH)	GDP	0.71		2	Best Christopher (L)	BAR	46.15
	3	Didin Leo (S)	MQE	0.64		3	Vadimon Lucas (OH)	GDP	43.75





P-5 VOLLEYBALL • Players ranking by skills

CAZOVA U21 MALE CHAMPIONSHIPS 2019



Best Scorers

Rk	No	Name	Team	Spike	Block	Serve	Total
1	9	Van Henneigen Joshua (OH)	CUR	47	3	8	58
2	18	Davidson Marley (OH)	TRI	34	3	19	56
3	9	Leveille Damien (OP)	GDP	42	6	7	55
4	8	Albertus Nigel (OP)	CUR	44	5	4	53
5	10	Lancelot Alexandre (OH)	GDP	40	4	4	48
6	13	Henley Ajani (OH)	ISV	34	2	6	42
6	10	Nanaldijk Jaden (MB)	CUR	31	7	4	42
8	10	Oxley Akeel (OH)	BAR	25	2	6	33
9	14	Austin Georiani (OH)	TRI	22	3	5	30
10	15	Belgrove Jarome (MB)	TRI	17	6	6	29
10	17	Constant Josiah (MB)	TRI	16	13	0	29
12	1	Vadimon Lucas (OH)	GDP	16	2	10	28
13	12	Goldberg Owen (OH)	ISV	16	8	2	26
13	11	Cyrilla Roland (MB)	MQE	10	13	3	26
15	10	Letord Romann (OH)	MQE	21	2	2	25
15	6	Biron Klau-Hann (OP)	MQE	19	6	0	25
17	12	Melinard Mathias (OH)	MQE	19	3	2	24
18	22	Persaud Joshua (OH)	TRI	9	8	5	22
19	13	Crawford-Wallis Nathan (OH)	BAR	13	2	2	17
19	2	Lopez M'Jaeii (MB)	ISV	7	10	0	17
21	7	Romany Mathis (MB)	MQE	10	4	1	15
22	5	Wever Quijair (MB)	CUR	9	3	2	14
22	6	Daridan Djimmy (MB)	GDP	1	6	7	14
24	18	Odle Alexander (OP)	BAR	11	0	2	13
24	6	Alleyne Raje (MB)	BAR	4	6	3	13
26	4	Didin Leo (S)	MQE	3	2	7	12
26	11	Biodore Youri	GDP	4	6	2	12
28	10	Taylor De'Andre (MB)	ISV	7	3	0	10
28	11	Williams Nicholas (S)	TRI	4	3	3	10
28	11	Allee Raydley (S)	CUR	5	3	2	10
31	12	Isei Davidionel (OH)	CUR	8	0	1	9
32	1	Willems Gideon (OP)	CUR	6	0	2	8
33	7	Coppin Devonte (S)	BAR	3	1	3	7
34	2	Padmome Levi (MB)	BAR	4	1	1	6
35	3	Taylor Che (OH)	BAR	5	0	0	5
35	11	Holder Dmitri (MB)	BAR	1	3	1	5
35	1	Sweeney Ahijaa (S)	ISV	1	2	2	5
38	8	Jacobs Jomari (OP)	ISV	1	1	2	4
38	4	Jones Jahmai (S)	ISV	0	2	2	4
38	3	Larcher Emmanuel (OH)	MQE	3	0	1	4
38	20	Marchan Sean (S)	TRI	1	0	3	4
38	12	Valetudie Isaac (S)	GDP	0	0	4	4
43	6	Sargaent Jhmori (MB)	ISV	0	3	0	3
43	4	Galipo Bryan (MB)	GDP	0	2	1	3
45	5	Larcher Warren (OH)	MQE	2	0	0	2
45	2	Fidole-Africa Lenny (OH)	GDP	0	1	1	2
47	9	Turney-Haile Emmanuel (MB)	BAR	1	0	0	1
47	20	Clarke Unri (OP)	BAR	1	0	0	1
47	7	Riley Kemani (OH)	ISV	1	0	0	1
47	9	Roberts Breyden (OP)	ISV	1	0	0	1
Total tournament				582	161	148	891





P-5 VOLLEYBALL • Players ranking by skills

CAZOVA U21 MALE CHAMPIONSHIPS 2019



Best Spikers

Limit: 15.00%

Rk	No	Name	Team	Spikes	Faults	Shots	Total Attempts	Succ. %
1	10	Nanaldijk Jaden (MB)	CUR	31	8	16	55	56.36
2	10	Oxley Akeel (OH)	BAR	25	10	13	48	52.08
3	8	Albertus Nigel (OP)	CUR	44	29	16	89	49.44
4	18	Odle Alexander (OP)	BAR	11	5	7	23	47.83
5	10	Lancelot Alexandre (OH)	GDP	40	16	33	89	44.94
6	9	Leveille Damien (OP)	GDP	42	9	52	103	40.78
7	9	Van Henneigen Joshua (OH)	CUR	47	17	52	116	40.52
8	13	Henley Ajani (OH)	ISV	34	15	36	85	40.00
9	18	Davidson Marley (OH)	TRI	34	20	31	85	40.00
10	10	Letord Romann (OH)	MQE	21	11	23	55	38.18
Total Tournament				582	346	609	1,537	37.87



Best Blockers

Rk	No	Name	Team	Kill Blocks	Faults	Rebounds	Total Attempts	Avg. by set
1	11	Cyrilla Roland (MB)	MQE	13	11	11	35	1.18
2	17	Constant Josiah (MB)	TRI	13	11	17	41	1.08
3	2	Lopez M'Jaeii (MB)	ISV	10	18	11	39	1.00
4	12	Goldberg Owen (OH)	ISV	8	4	5	17	0.80
5	22	Persaud Joshua (OH)	TRI	8	11	7	26	0.67
6	6	Alleyne Raje (MB)	BAR	6	2	5	13	0.60
7	6	Biron Klau-Hann (OP)	MQE	6	2	3	11	0.55
8	15	Belgrove Jarome (MB)	TRI	6	17	4	27	0.50
9	11	Biodore Youri	GDP	6	10	7	23	0.43
10	6	Daridan Djimmy (MB)	GDP	6	11	7	24	0.43
Total Tournament				161	249	236	646	4.35



Best Servers


Rk	No	Name	Team	Aces	Faults	Serve Hits	Total Attempts	Avg. by set
1	18	Davidson Marley (OH)	TRI	19	8	26	53	1.58
2	1	Vadimon Lucas (OH)	GDP	10	11	25	46	0.71
3	4	Didin Leo (S)	MQE	7	5	43	55	0.64
4	10	Oxley Akeel (OH)	BAR	6	6	12	24	0.60
5	13	Henley Ajani (OH)	ISV	6	9	18	33	0.60
6	6	Daridan Djimmy (MB)	GDP	7	2	29	38	0.50
7	15	Belgrove Jarome (MB)	TRI	6	3	44	53	0.50
8	9	Leveille Damien (OP)	GDP	7	8	30	45	0.50
9	9	Van Henneigen Joshua (OH)	CUR	8	4	45	57	0.47
10	22	Persaud Joshua (OH)	TRI	5	3	29	37	0.42
Total Tournament				148	215	1,077	1,440	4.00





P-5 VOLLEYBALL • Players ranking by skills

CAZOVA U21 MALE CHAMPIONSHIPS 2019



Best Diggers

Rk	No	Name	Team	Digs	Faults	Receptions	Total Attempts	Avg. by set
1	9	Van Henneigen Joshua (OH)	CUR	31	8	38	77	1.82
2	5	Best Christopher (L)	BAR	18	4	15	37	1.80
3	12	Goldberg Owen (OH)	ISV	16	12	18	46	1.60
4	5	Bates Taj (L)	ISV	16	15	22	53	1.60
5	10	Letord Romann (OH)	MQE	15	6	21	42	1.36
6	13	Henley Ajani (OH)	ISV	13	11	17	41	1.30
7	14	Austin Georiani (OH)	TRI	15	6	19	40	1.25
8	18	Davidson Marley (OH)	TRI	15	11	19	45	1.25
9	24	Ramdass Jordan (L)	TRI	11	10	13	34	0.92
10	6	Biron Klau-Hann (OP)	MQE	10	5	21	36	0.91
Total Tournament				356	328	632	1,316	9.62



Best Setters

Rk	No	Name	Team	Running Sets	Faults	Still Sets	Total Attempts	Avg. by set
1	12	Valetudie Isaac (S)	GDP	77	17	170	264	5.50
2	11	Allee Raydley (S)	CUR	73	13	196	282	4.29
3	7	Coppin Devonte (S)	BAR	36	5	62	103	3.60
4	4	Didin Leo (S)	MQE	35	9	160	204	3.18
5	11	Williams Nicholas (S)	TRI	38	7	89	134	3.17
6	4	Jones Jahmai (S)	ISV	31	13	82	126	3.10
7	20	Marchan Sean (S)	TRI	34	9	81	124	2.83
8	1	Sweeney Ahijaa (S)	ISV	24	7	70	101	2.40
9	10	Lancelot Alexandre (OH)	GDP	5	-	1	6	0.36
10	8	Justin Yann (S)	MQE	3	-	10	13	0.27
Total Tournament				379	93	981	1,453	10.24



Best Receivers

Limit: 25.00%


Rk	No	Name	Team	Excellents	Faults	Serve Receptions	Total Attempts	Eff. %
1	9	Van Henneigen Joshua (OH)	CUR	42	5	26	73	50.68
2	5	Best Christopher (L)	BAR	20	2	17	39	46.15
3	1	Vadimon Lucas (OH)	GDP	49	7	40	96	43.75
4	3	Van Henneigen Timothy (L)	CUR	34	6	24	64	43.75
5	10	Letord Romann (OH)	MQE	23	3	27	53	37.74
6	5	Bates Taj (L)	ISV	30	5	35	70	35.71
7	18	Davidson Marley (OH)	TRI	33	4	46	83	34.94
8	12	Melinard Mathias (OH)	MQE	26	5	34	65	32.31
9	14	Austin Georiani (OH)	TRI	30	6	55	91	26.37
10	1	Jean-Alphonse Mathias (L)	MQE	25	8	34	67	25.37
Total Tournament				480	109	609	1,198	30.97





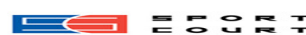
P-5 VOLLEYBALL • Players ranking by skills

CAZOVA U21 MALE CHAMPIONSHIPS 2019



Best Liberos

Rk	No	Name	Team	Excellents	Faults	In play	Total attempts	Succ. %
1	5	Best Christopher (L)	BAR	38	6	32	76	50.00
2	3	Van Henneigen Timothy (L)	CUR	46	17	46	109	42.20
3	5	Bates Taj (L)	ISV	46	20	57	123	37.40
4	24	Ramdass Jordan (L)	TRI	24	16	28	68	35.29
5	1	Jean-Alphonse Mathias (L)	MQE	34	25	52	111	30.63
6	3	Williams Deonta (L)	ISV	7	2	16	25	28.00
7	3	Blondeau Giovanni (OH)	GDP	13	17	17	47	27.66
8	2	Elsevijf Dimanche (L)	CUR	4	3	7	14	





P-6 VOLLEYBALL • Teams ranking by skills

CAZOVA U21 MALE CHAMPIONSHIPS 2019



Best Spikers

Limit: 15.00%

Rk	Team	Spikes	Faults	Shots	Total Attempts	Succ. %
1	BAR Barbados	68	25	43	136	50.00
2	CUR Curacao	150	67	112	329	45.59
3	GDP Guadeloupe	104	53	131	288	36.11
4	TRI Trinidad & Tobago	105	67	122	294	35.71
5	MQE Martinique	87	74	85	246	35.37
6	ISV US Virgin Island	68	60	116	244	27.87
Total Tournament		582	346	609	1,537	37.87



Best Blockers

Rk	Team	Kill Blocks	Faults	Rebounds	Total Attempts	Avg. by set
1	ISV US Virgin Island	31	42	40	113	3.10
2	TRI Trinidad & Tobago	36	53	46	135	3.00
3	MQE Martinique	30	31	37	98	2.73
4	GDP Guadeloupe	28	67	52	147	2.00
5	BAR Barbados	15	14	19	48	1.50
6	CUR Curacao	21	42	42	105	1.24
Total Tournament		161	249	236	646	4.35



Best Servers


Rk	Team	Aces	Faults	Serve Hits	Total Attempts	Avg. by set
1	TRI Trinidad & Tobago	41	41	189	271	3.42
2	GDP Guadeloupe	36	44	210	290	2.57
3	BAR Barbados	18	26	101	145	1.80
4	MQE Martinique	16	40	184	240	1.45
5	ISV US Virgin Island	14	29	165	208	1.40
6	CUR Curacao	23	35	228	286	1.35
Total Tournament		148	215	1,077	1,440	4.00





P-6 VOLLEYBALL • Teams ranking by skills

CAZOVA U21 MALE CHAMPIONSHIPS 2019



Best Diggers

Rk	Team	Digs	Faults	Receptions	Total Attempts	Avg. by set
1	ISV US Virgin Island	66	63	108	237	6.60
2	CUR Curacao	87	66	144	297	5.12
3	MQE Martinique	51	54	113	218	4.64
4	TRI Trinidad & Tobago	55	52	110	217	4.58
5	GDP Guadeloupe	58	77	100	235	4.14
6	BAR Barbados	39	16	57	112	3.90
Total Tournament		356	328	632	1,316	9.62



Best Setters

Rk	Team	Running Sets	Faults	Still Sets	Total Attempts	Avg. by set
1	TRI Trinidad & Tobago	77	17	180	274	6.42
2	GDP Guadeloupe	89	22	183	294	6.36
3	ISV US Virgin Island	59	22	159	240	5.90
4	CUR Curacao	78	16	211	305	4.59
5	BAR Barbados	37	6	71	114	3.70
6	MQE Martinique	39	10	177	226	3.55
Total Tournament		379	93	981	1,453	10.24



Best Receivers

Limit: 25.00%

Rk	Team	Excellents	Faults	Serve Receptions	Total Attempts	Eff. %
1	CUR Curacao	107	23	103	233	36.05
2	GDP Guadeloupe	112	22	121	255	35.29
3	BAR Barbados	38	9	40	87	33.33
4	TRI Trinidad & Tobago	80	17	123	220	28.64
5	MQE Martinique	75	20	109	204	26.96
6	ISV US Virgin Island	68	18	113	199	25.13
Total Tournament		480	109	609	1,198	30.97



Curacao outlasts TT in men five-set semifinals

RIVIERE-SALEE, Martinique, December 12, 2019: Curacao rallied for a 3-2 (21-25, 25-21, 24-26, 25-20, 15-11) win over T&T final of the Caribbean Zonal Volleyball Association (CAZOVA) Junior (Under-21) Men Championship at the La Ville Riviere-Salee Palais Des Sport.

It was an entertaining match-up throughout which promised to boil over with tension at times, highlighted by the stoppage of play in the deciding set for close to ten minutes.

For Curacao, who dominated T&T 56-39 on spikes, Nigel Albertus had a herculean display, overcoming an injured left knee to tally 25 points, 22 of which were kills in his team's win.

The pair of captain, Joshua Van Henneigen and Jaden Nanaldijk added 17 and 15 valuable points respectively for 2011 champions Curacao who also benefitted from 40 errors by T&T.

Marley Davidson who twisted his right ankle at the end of the first set, but continued had the hot hands for T&T with 22 points, laced with 13 kills and seven service aces while Josiah Constant and Georlani Austin added 11 each, captain, Joshua Persaud nine, and Jerome Belgrove eight.

T&T was also very strong at the net defensively, for the most part, outscoring Curacao on blocks 17-7, but in the end, they came up short and will now play the loser of the second semifinal between reigning three-time defending champions and five-time winners overall, Barbados, and Guadeloupe, who was twice time second-placed finishers in 2007 and 2011.

Speaking after the match, T&T coach Peer Nassier said he was not happy with some of the unjust calls made during the match, especially the one that proved costly to his team.

He added, "Outside of that it was a very gritty and hard-fought game and hats off to Curacao, they did very well to come off with their win against us. We have to regroup and come back and aim for the third spot tomorrow.

Persaud added, "It was a very back and forth match and we ended on the losing end in a very controversial game. We will leave it up to the staff to decide on the next course of action, but we have to prepare for another match tomorrow as best as we could."

Van Henneigen was quick to admit that it was a very tough match and he was just happy to come out on top and get to the final.

A gleeful Henrich Daal coach of Curacao added, "Credit must go to Nigel (Albertus), he got injured and came back and lifted the team on his back and we are happy to move a step closer to our target of winning the gold medal."

T&T battles past USVI for junior women finals place

RIVIERE-SALEE, Martinique, December 12, 2019: Six-time champions Trinidad and Tobago advanced to their record ninth final of the Caribbean Zonal Volleyball Association (CAZOVA) Junior (Under-20) Women Championship after an entertaining 3-2 win against US Virgin Islands at the La Ville de Riviere-Salee Palais Des Sport

Powered by captain Kiune Fletcher's tournament-high 37 points, T&T won 25-23, 26-28, 26-24, 21-25, 15-13 in two hours and five minutes to book a spot in the championship against either 2013 winners or three-time runners-up Barbados who meet in the second semifinal and last match of the day.

Fletcher's tally included 30 spikes, four blocks and three aces while Samara Peters-Charles, Desiree Donald and Jordana Simon added valuable scores of 13, 12 and six points respectively.

Both Peters-Charles and Donald fired in six aces each for T&T previous winners 1997, 2001, 2003, 2005, 2007 and 2011/2012.

For the US Virgin Islands who ended fourth the last time out in Barbados in 2015 captain, Alek-Wek Raphael had a stellar display with 34 points, boosted by 26 kills and eight aces.

T'yanna Lake was the next best scorer for US Virgin Islands with eight points, while Elayna Joseph and Radiance Peets got four points each in the loss.

Fletcher commenting on her team's victory said it was a very close match and praised the support and team energy as key factors in getting them to the win.

"We really tried to push hard, but we had so many errors which set us back but was still able to get the win, and I am proud of my team for that.

Team coach Nicholson Drakes said he was very happy with the effort and proud of the performance of the team.

"I know the coach of USVI (Isaac Raphael) very well as he coaches in the USA and normally prepares his teams tactically well, but we were able to adjust on most occasions."

USVI captain, Raphael said it was a great match in which someone had to come out on top or lose. She added, "In a semifinal, you can't ask for a closer match than that as most sets were separated by the smallest of margins."

Coach Isaac Raphael was quick to point out the efforts of both captains who led their respective teams tremendously."