

P-3 VOLLEYBALL • Match players ranking

ECVA U20 FEMALES VOLLEYBALL CHAMPIONSHIPS 2019 Preliminaries




Match: 5 **Date:** 8/23/2019 **Spectators:** 40
City: St.John's
Hall: YMCA
Match duration: **Start:** 6:00 **End:** 7:01 **Total:** 1:01

Teams	Sets	1	2	3	4	5	Total
BER	3	25	25	25			75
SAB	0	7	6	8			21
Set duration		0:19	0:22	0:20			1:01




BER • BERMUDA



Spike

Succ. %
Limit: 15.00%

Rk	No	Name	Spikes	Faults	Shots	Total Attempts	Note
1	3	Kempe Morgan (MB)	6	1	4	11	54.55
2	16	Gazzard Nathalie (OP)	3	-	5	8	37.50
-	2	Seymour Zori (OP)	4	-	2	6	
-	7	Pacheco Lindsey (OH)	2	1	3	6	
-	11	Stegmann Daniella (OH)	3	1	2	6	
-	4	Horseman Ashley (S)	1	-	2	3	
-	10	Simons Amber (MB)	-	1	1	2	
-	1	Hamilton Kaley (MB)	1	-	-	1	
-	6	Longworth Cailey (L)	-	-	-	-	
-	8	Rego Taylor (L)	-	-	-	-	
-	9	Manuel Jocelyn (OH)	-	-	-	-	
-	14	Stevens Sophia (OH)	-	-	-	-	
Others			-	-	-	-	
Total Team			20	4	19	43	46.51




Block

Avg. by set

Rk	No	Name	Kill Blocks	Faults	Rebounds	Total Attempts	Note
1	3	Kempe Morgan (MB)	1	-	-	1	0.33
-	1	Hamilton Kaley (MB)	-	-	-	-	
-	2	Seymour Zori (OP)	-	-	-	-	
-	4	Horseman Ashley (S)	-	-	-	-	
-	6	Longworth Cailey (L)	-	-	-	-	
-	7	Pacheco Lindsey (OH)	-	-	-	-	
-	8	Rego Taylor (L)	-	-	-	-	
-	9	Manuel Jocelyn (OH)	-	-	-	-	
-	10	Simons Amber (MB)	-	-	-	-	
-	11	Stegmann Daniella (OH)	-	-	-	-	
-	14	Stevens Sophia (OH)	-	-	-	-	
-	16	Gazzard Nathalie (OP)	-	-	-	-	
Others			-	-	-	-	
Total Team			1	-	-	1	0.33





P-3 VOLLEYBALL • Match players ranking

ECVA U20 FEMALES VOLLEYBALL CHAMPIONSHIPS 2019 Preliminaries




Match: 5 **Date:** 8/23/2019 **Spectators:** 40
City: St.John's
Hall: YMCA
Match duration: **Start:** 6:00 **End:** 7:01 **Total:** 1:01

Teams	Sets	1	2	3	4	5	Total
BER	3	25	25	25			75
SAB	0	7	6	8			21
Set duration		0:19	0:22	0:20			1:01



BER • BERMUDA




Serve

Avg. by set

Rk	No	Name	Aces	Faults	Serve Hits	Total Attempts	Note
1	4	Horseman Ashley (S)	8	2	17	27	2.67
2	16	Gazzard Nathalie (OP)	7	1	8	16	2.33
3	3	Kempe Morgan (MB)	3	2	5	10	1.00
4	7	Pacheco Lindsey (OH)	1	-	-	1	0.33
4	1	Hamilton Kaley (MB)	1	1	5	7	0.33
4	11	Stegmann Daniella (OH)	1	3	2	6	0.33
-	6	Longworth Cailey (L)	-	-	-	-	
-	8	Rego Taylor (L)	-	-	-	-	
-	10	Simons Amber (MB)	-	-	-	-	
-	14	Stevens Sophia (OH)	-	-	-	-	
-	2	Seymour Zori (OP)	-	1	1	2	
-	9	Manuel Jocelyn (OH)	-	1	-	1	
Others			-	-	-	-	
Total Team			21	11	38	70	7.00

Team

Opponent errors & Team faults	33	3		36	
-------------------------------	----	---	--	----	--




Dig

Avg. by set

Rk	No	Name	Digs	Faults	Receptions	Total Attempts	Note
1	6	Longworth Cailey (L)	3	-	-	3	1.00
1	4	Horseman Ashley (S)	3	1	11	15	1.00
3	8	Rego Taylor (L)	2	-	10	12	0.67
4	2	Seymour Zori (OP)	1	-	-	1	0.33
4	3	Kempe Morgan (MB)	1	-	1	2	0.33
4	7	Pacheco Lindsey (OH)	1	-	2	3	0.33
4	11	Stegmann Daniella (OH)	1	-	1	2	0.33
4	16	Gazzard Nathalie (OP)	1	-	-	1	0.33
-	1	Hamilton Kaley (MB)	-	-	3	3	
-	9	Manuel Jocelyn (OH)	-	-	-	-	
-	10	Simons Amber (MB)	-	-	-	-	
-	14	Stevens Sophia (OH)	-	-	-	-	
Others			-	-	-	-	
Total Team			13	1	28	42	4.33





P-3 VOLLEYBALL • Match players ranking

ECVA U20 FEMALES VOLLEYBALL CHAMPIONSHIPS 2019 Preliminaries




Match: 5 **Date:** 8/23/2019 **Spectators:** 40
City: St.John's
Hall: YMCA
Match duration: **Start:** 6:00 **End:** 7:01 **Total:** 1:01

Teams	Sets	1	2	3	4	5	Total
BER	3	25	25	25			75
SAB	0	7	6	8			21
Set duration		0:19	0:22	0:20			1:01




BER • BERMUDA



Set

Avg. by set

Rk	No	Name	Running Sets	Faults	Still Sets	Total Attempts	Note
1	4	Horseman Ashley (S)	19	-	18	37	6.33
-	1	Hamilton Kaley (MB)	-	-	-	-	
-	2	Seymour Zori (OP)	-	-	-	-	
-	3	Kempe Morgan (MB)	-	-	4	4	
-	6	Longworth Cailey (L)	-	-	-	-	
-	7	Pacheco Lindsey (OH)	-	-	-	-	
-	8	Rego Taylor (L)	-	-	-	-	
-	9	Manuel Jocelyn (OH)	-	-	-	-	
-	10	Simons Amber (MB)	-	-	-	-	
-	11	Stegmann Daniella (OH)	-	-	1	1	
-	14	Stevens Sophia (OH)	-	-	-	-	
-	16	Gazzard Nathalie (OP)	-	1	-	1	
Others			-	-	-	-	
Total Team			19	1	23	43	6.33




Reception

Eff. %
Limit: 20.00%

Rk	No	Name	Excellents	Faults	Serve Receptions	Total Attempts	Note
1	16	Gazzard Nathalie (OP)	2	-	2	4	50.00
2	11	Stegmann Daniella (OH)	1	1	1	3	0.00
-	2	Seymour Zori (OP)	2	-	-	2	
-	8	Rego Taylor (L)	-	-	2	2	
-	3	Kempe Morgan (MB)	-	-	1	1	
-	6	Longworth Cailey (L)	-	-	1	1	
-	7	Pacheco Lindsey (OH)	-	-	1	1	
-	9	Manuel Jocelyn (OH)	1	-	-	1	
-	1	Hamilton Kaley (MB)	-	-	-	-	
-	4	Horseman Ashley (S)	-	-	-	-	
-	10	Simons Amber (MB)	-	-	-	-	
-	14	Stevens Sophia (OH)	-	-	-	-	
Others			-	-	-	-	
Total Team			6	1	8	15	33.33





P-3 VOLLEYBALL • Match players ranking


ECVA U20 FEMALES VOLLEYBALL CHAMPIONSHIPS 2019 Preliminaries



Match: 5 **Date:** 8/23/2019 **Spectators:** 40
City: St.John's
Hall: YMCA
Match duration: **Start:** 6:00 **End:** 7:01 **Total:** 1:01

Teams	Sets	1	2	3	4	5	Total
BER	3	25	25	25			75
SAB	0	7	6	8			21
Set duration		0:19	0:22	0:20			1:01


SAB • SABA



Spike

Succ. %
Limit: 15.00%

Rk	No	Name	Spikes	Faults	Shots	Total Attempts	Note
1	1	Peterson Lyieshah (OP)	1	1	5	7	14.29
2	10	Rodriquez Billy-Jean (OP)	1	1	6	8	12.50
-	9	Robinson Vernisha (S)	-	3	3	6	
-	12	Hughes Shaniah (OP)	-	2	2	4	
-	11	Johnson Savannah (OP)	-	-	2	2	
-	4	Vorswijk Zain (S)	1	1	-	2	
-	6	Daniel Kadesha (OH)	-	1	-	1	
-	2	Zagers Charlotte (MB)	-	-	-	-	
-	7	Quintero Daniela (OP)	-	-	-	-	
Others			-	-	-	-	
Total Team			3	9	18	30	10.00




Block

Avg. by set

Rk	No	Name	Kill Blocks	Faults	Rebounds	Total Attempts	Note
-	4	Vorswijk Zain (S)	-	-	-	-	
-	6	Daniel Kadesha (OH)	-	-	-	-	
-	7	Quintero Daniela (OP)	-	-	-	-	
-	9	Robinson Vernisha (S)	-	-	1	1	
-	11	Johnson Savannah (OP)	-	-	-	-	
-	1	Peterson Lyieshah (OP)	-	1	1	2	
-	10	Rodriquez Billy-Jean (OP)	-	1	1	2	
-	2	Zagers Charlotte (MB)	-	1	-	1	
-	12	Hughes Shaniah (OP)	-	1	-	1	
Others			-	-	-	-	
Total Team			-	4	3	7	





P-3 VOLLEYBALL • Match players ranking

ECVA U20 FEMALES VOLLEYBALL CHAMPIONSHIPS 2019 Preliminaries




Match: 5 **Date:** 8/23/2019 **Spectators:** 40
City: St.John's
Hall: YMCA
Match duration: **Start:** 6:00 **End:** 7:01 **Total:** 1:01

Teams	Sets	1	2	3	4	5	Total
BER	3	25	25	25			75
SAB	0	7	6	8			21
Set duration		0:19	0:22	0:20			1:01

SAB • SABA

Rk	No	Name	Aces	Faults	Serve Hits	Total Attempts	Note
1	11	Johnson Savannah (OP)	1	-	3	4	0.33
1	4	Vorswijk Zain (S)	1	2	-	3	0.33
-	2	Zagers Charlotte (MB)	-	-	-	-	
-	7	Quintero Daniela (OP)	-	-	-	-	
-	9	Robinson Vernisha (S)	-	-	4	4	
-	12	Hughes Shaniah (OP)	-	-	2	2	
-	10	Rodriquez Billy-Jean (OP)	-	1	4	5	
-	1	Peterson Lyieshah (OP)	-	1	2	3	
-	6	Daniel Kadesha (OH)	-	1	-	1	
Others			-	-	-	-	
Total Team			2	5	15	22	0.67




Serve

Avg. by set

Team	Opponent errors & Team faults	Aces	Faults	Serve Hits	Total Attempts	Note
	Opponent errors & Team faults	16	10		26	


Rk	No	Name	Digs	Faults	Receptions	Total Attempts	Note
1	12	Hughes Shaniah (OP)	2	3	-	5	0.67
2	4	Vorswijk Zain (S)	1	4	2	7	0.33
2	9	Robinson Vernisha (S)	1	6	3	10	0.33
2	11	Johnson Savannah (OP)	1	3	1	5	0.33
-	1	Peterson Lyieshah (OP)	-	-	4	4	
-	6	Daniel Kadesha (OH)	-	-	-	-	
-	7	Quintero Daniela (OP)	-	-	-	-	
-	10	Rodriquez Billy-Jean (OP)	-	2	2	4	
-	2	Zagers Charlotte (MB)	-	1	-	1	
Others			-	-	-	-	
Total Team			5	19	12	36	1.67



Dig

Avg. by set





P-3 VOLLEYBALL • Match players ranking

ECVA U20 FEMALES VOLLEYBALL CHAMPIONSHIPS 2019 Preliminaries




Match: 5 **Date:** 8/23/2019 **Spectators:** 40
City: St.John's
Hall: YMCA
Match duration: **Start:** 6:00 **End:** 7:01 **Total:** 1:01

Teams	Sets	1	2	3	4	5	Total
BER	3	25	25	25			75
SAB	0	7	6	8			21
Set duration		0:19	0:22	0:20			1:01

SAB • SABA


Rk	No	Name	Running Sets	Faults	Still Sets	Total Attempts	Note
1	4	Vorswijk Zain (S)	3	2	6	11	1.00
-	2	Zagers Charlotte (MB)	-	-	-	-	
-	7	Quintero Daniela (OP)	-	-	-	-	
-	9	Robinson Vernisha (S)	-	1	4	5	
-	1	Peterson Lyieshah (OP)	-	1	3	4	
-	10	Rodriquez Billy-Jean (OP)	-	2	4	6	
-	6	Daniel Kadesha (OH)	-	2	-	2	
-	11	Johnson Savannah (OP)	-	2	-	2	
-	12	Hughes Shaniah (OP)	-	1	-	1	
Others			-	-	-	-	
Total Team			3	11	17	31	1.00



Set

Avg. by set

Rk	No	Name	Excellents	Faults	Serve Receptions	Total Attempts	Note
-	6	Daniel Kadesha (OH)	-	-	-	-	
-	7	Quintero Daniela (OP)	-	-	-	-	
-	2	Zagers Charlotte (MB)	-	1	3	4	
-	4	Vorswijk Zain (S)	-	1	3	4	
-	1	Peterson Lyieshah (OP)	-	4	11	15	
-	10	Rodriquez Billy-Jean (OP)	2	5	9	16	
-	9	Robinson Vernisha (S)	1	2	3	6	
-	12	Hughes Shaniah (OP)	1	3	5	9	
-	11	Johnson Savannah (OP)	-	1	1	2	
Others			-	-	-	-	
Total Team			4	17	35	56	



Reception

Eff. %
Limit: 20.00%

