



P-3 VOLLEYBALL • Match players ranking

ECVA U20 FEMALES VOLLEYBALL CHAMPIONSHIPS 2019 Finals (Places 3-4)




Match: 9 **Date:** 8/25/2019 **Spectators:** 75
City: St.John's
Hall: YMCA
Match duration: **Start:** 6:00 **End:** 7:05 **Total:** 1:05

Teams	Sets	1	2	3	4	5	Total
BER	3	25	25	25			75
SAB	0	13	8	10			31
Set duration		0:20	0:20	0:19			0:59




BER • BERMUDA



Spike

Succ. %
Limit: 15.00%

Rk	No	Name	Spikes	Faults	Shots	Total Attempts	Note
1	3	Kempe Morgan (MB)	5	1	9	15	33.33
1	11	Stegmann Daniella (OH)	4	3	5	12	33.33
-	10	Simons Amber (MB)	4	2	3	9	
-	16	Gazzard Nathalie (OP)	3	2	4	9	
-	4	Horseman Ashley (S)	-	-	4	4	
-	2	Seymour Zori (OP)	2	1	1	4	
-	14	Stevens Sophia (OH)	1	2	1	4	
-	1	Hamilton Kaley (MB)	1	-	2	3	
-	7	Pacheco Lindsey (OH)	-	1	1	2	
-	9	Manuel Jocelyn (OH)	-	1	-	1	
-	6	Longworth Cailey (L)	-	-	-	-	
-	8	Rego Taylor (L)	-	-	-	-	
Others			-	-	-	-	
Total Team			20	13	30	63	31.75




Block

Avg. by set

Rk	No	Name	Kill Blocks	Faults	Rebounds	Total Attempts	Note
-	1	Hamilton Kaley (MB)	-	-	-	-	
-	2	Seymour Zori (OP)	-	-	-	-	
-	3	Kempe Morgan (MB)	-	-	2	2	
-	4	Horseman Ashley (S)	-	-	-	-	
-	6	Longworth Cailey (L)	-	-	-	-	
-	7	Pacheco Lindsey (OH)	-	-	-	-	
-	8	Rego Taylor (L)	-	-	-	-	
-	9	Manuel Jocelyn (OH)	-	-	-	-	
-	10	Simons Amber (MB)	-	-	-	-	
-	11	Stegmann Daniella (OH)	-	-	2	2	
-	14	Stevens Sophia (OH)	-	-	1	1	
-	16	Gazzard Nathalie (OP)	-	-	-	-	
Others			-	-	-	-	
Total Team			-	-	5	5	





P-3 VOLLEYBALL • Match players ranking

ECVA U20 FEMALES VOLLEYBALL CHAMPIONSHIPS 2019 Finals (Places 3-4)




Match: 9 **Date:** 8/25/2019 **Spectators:** 75
City: St.John's
Hall: YMCA
Match duration: **Start:** 6:00 **End:** 7:05 **Total:** 1:05

Teams	Sets	1	2	3	4	5	Total
BER	3	25	25	25			75
SAB	0	13	8	10			31
Set duration		0:20	0:20	0:19			0:59



BER • BERMUDA




Serve

Avg. by set

Rk	No	Name	Aces	Faults	Serve Hits	Total Attempts	Note
1	4	Horseman Ashley (S)	7	1	17	25	2.33
2	11	Stegmann Daniella (OH)	6	1	8	15	2.00
2	3	Kempe Morgan (MB)	6	1	5	12	2.00
4	10	Simons Amber (MB)	2	1	2	5	0.67
4	1	Hamilton Kaley (MB)	2	1	-	3	0.67
6	9	Manuel Jocelyn (OH)	1	1	2	4	0.33
-	6	Longworth Cailey (L)	-	-	-	-	
-	7	Pacheco Lindsey (OH)	-	-	4	4	
-	8	Rego Taylor (L)	-	-	-	-	
-	2	Seymour Zori (OP)	-	1	2	3	
-	14	Stevens Sophia (OH)	-	1	-	1	
-	16	Gazzard Nathalie (OP)	-	1	-	1	
Others			-	-	-	-	
Total Team			24	9	40	73	8.00

Team

Opponent errors & Team faults	31	3		34	
-------------------------------	----	---	--	----	--




Dig

Avg. by set

Rk	No	Name	Digs	Faults	Receptions	Total Attempts	Note
1	6	Longworth Cailey (L)	4	-	6	10	1.33
2	8	Rego Taylor (L)	3	-	5	8	1.00
3	2	Seymour Zori (OP)	2	-	3	5	0.67
3	16	Gazzard Nathalie (OP)	2	-	1	3	0.67
5	3	Kempe Morgan (MB)	1	-	3	4	0.33
5	4	Horseman Ashley (S)	1	-	4	5	0.33
5	7	Pacheco Lindsey (OH)	1	1	1	3	0.33
-	1	Hamilton Kaley (MB)	-	-	-	-	
-	9	Manuel Jocelyn (OH)	-	-	-	-	
-	10	Simons Amber (MB)	-	-	-	-	
-	14	Stevens Sophia (OH)	-	-	2	2	
-	11	Stegmann Daniella (OH)	-	2	4	6	
Others			-	-	-	-	
Total Team			14	3	29	46	4.67





P-3 VOLLEYBALL • Match players ranking

ECVA U20 FEMALES VOLLEYBALL CHAMPIONSHIPS 2019
Finals (Places 3-4)




Match: 9 **Date:** 8/25/2019 **Spectators:** 75
City: St.John's
Hall: YMCA
Match duration: **Start:** 6:00 **End:** 7:05 **Total:** 1:05

Teams	Sets	1	2	3	4	5	Total
BER	3	25	25	25			75
SAB	0	13	8	10			31
Set duration		0:20	0:20	0:19			0:59




BER • BERMUDA



Set

Avg. by set

Rk	No	Name	Running Sets	Faults	Still Sets	Total Attempts	Note
1	4	Horseman Ashley (S)	24	-	29	53	8.00
2	3	Kempe Morgan (MB)	3	-	1	4	1.00
-	1	Hamilton Kaley (MB)	-	-	-	-	
-	2	Seymour Zori (OP)	-	-	-	-	
-	6	Longworth Cailey (L)	-	-	-	-	
-	7	Pacheco Lindsey (OH)	-	-	-	-	
-	8	Rego Taylor (L)	-	-	-	-	
-	10	Simons Amber (MB)	-	-	-	-	
-	11	Stegmann Daniella (OH)	-	-	-	-	
-	14	Stevens Sophia (OH)	-	-	-	-	
-	16	Gazzard Nathalie (OP)	-	-	-	-	
-	9	Manuel Jocelyn (OH)	-	1	-	1	
Others			-	-	-	-	
Total Team			27	1	30	58	9.00




Reception

Eff. %
Limit: 20.00%

Rk	No	Name	Excellents	Faults	Serve Receptions	Total Attempts	Note
1	6	Longworth Cailey (L)	5	-	1	6	83.33
2	2	Seymour Zori (OP)	2	1	3	6	16.67
-	11	Stegmann Daniella (OH)	1	-	3	4	
-	16	Gazzard Nathalie (OP)	3	-	1	4	
-	3	Kempe Morgan (MB)	-	-	2	2	
-	14	Stevens Sophia (OH)	-	-	2	2	
-	1	Hamilton Kaley (MB)	-	-	1	1	
-	4	Horseman Ashley (S)	-	-	-	-	
-	7	Pacheco Lindsey (OH)	-	-	-	-	
-	9	Manuel Jocelyn (OH)	-	-	-	-	
-	10	Simons Amber (MB)	-	-	-	-	
-	8	Rego Taylor (L)	-	1	3	4	
Others			-	-	-	-	
Total Team			11	2	16	29	31.03





P-3 VOLLEYBALL • Match players ranking


ECVA U20 FEMALES VOLLEYBALL CHAMPIONSHIPS 2019 Finals (Places 3-4)



Match: 9 **Date:** 8/25/2019 **Spectators:** 75
City: St.John's
Hall: YMCA
Match duration: **Start:** 6:00 **End:** 7:05 **Total:** 1:05

Teams	Sets	1	2	3	4	5	Total
BER	3	25	25	25			75
SAB	0	13	8	10			31
Set duration		0:20	0:20	0:19			0:59


SAB • SABA



Spike

Succ. %
Limit: 15.00%

Rk	No	Name	Spikes	Faults	Shots	Total Attempts	Note
-	10	Rodriquez Billy-Jean (OP)	-	3	7	10	
-	1	Peterson Lyieshah (OP)	-	1	8	9	
-	9	Robinson Vernisha (S)	-	1	4	5	
-	6	Daniel Kadesha (OH)	-	1	1	2	
-	2	Zagers Charlotte (MB)	-	-	1	1	
-	12	Hughes Shaniah (OP)	-	1	-	1	
-	4	Vorswijk Zain (S)	-	-	-	-	
-	7	Quintero Daniela (OP)	-	-	-	-	
-	11	Johnson Savannah (OP)	-	-	-	-	
Others			-	-	-	-	
Total Team			-	7	21	28	




Block

Avg. by set

Rk	No	Name	Kill Blocks	Faults	Rebounds	Total Attempts	Note
-	1	Peterson Lyieshah (OP)	-	-	-	-	
-	4	Vorswijk Zain (S)	-	-	-	-	
-	7	Quintero Daniela (OP)	-	-	-	-	
-	9	Robinson Vernisha (S)	-	-	-	-	
-	11	Johnson Savannah (OP)	-	-	-	-	
-	10	Rodriquez Billy-Jean (OP)	-	1	1	2	
-	2	Zagers Charlotte (MB)	-	2	1	3	
-	6	Daniel Kadesha (OH)	-	1	-	1	
-	12	Hughes Shaniah (OP)	-	1	-	1	
Others			-	-	-	-	
Total Team			-	5	2	7	





P-3 VOLLEYBALL • Match players ranking

ECVA U20 FEMALES VOLLEYBALL CHAMPIONSHIPS 2019 Finals (Places 3-4)




Match: 9 **Date:** 8/25/2019 **Spectators:** 75
City: St.John's
Hall: YMCA
Match duration: **Start:** 6:00 **End:** 7:05 **Total:** 1:05

Teams	Sets	1	2	3	4	5	Total
BER	3	25	25	25			75
SAB	0	13	8	10			31
Set duration		0:20	0:20	0:19			0:59

SAB • SABA

Rk	No	Name	Aces	Faults	Serve Hits	Total Attempts	Note
1	12	Hughes Shaniah (OP)	3	-	7	10	1.00
-	1	Peterson Lyieshah (OP)	-	-	4	4	
-	4	Vorswijk Zain (S)	-	-	1	1	
-	7	Quintero Daniela (OP)	-	-	-	-	
-	9	Robinson Vernisha (S)	-	-	5	5	
-	11	Johnson Savannah (OP)	-	-	3	3	
-	10	Rodriquez Billy-Jean (OP)	-	2	4	6	
-	6	Daniel Kadesha (OH)	-	1	1	2	
-	2	Zagers Charlotte (MB)	-	1	-	1	
Others			-	-	-	-	
Total Team			3	4	25	32	1.00




Serve

Avg. by set

Team	Opponent errors & Team faults	Aces	Faults	Serve Hits	Total Attempts	Note
	Opponent errors & Team faults	28	7		35	


Rk	No	Name	Digs	Faults	Receptions	Total Attempts	Note
1	6	Daniel Kadesha (OH)	1	-	2	3	0.33
1	9	Robinson Vernisha (S)	1	-	4	5	0.33
1	12	Hughes Shaniah (OP)	1	2	1	4	0.33
1	1	Peterson Lyieshah (OP)	1	6	4	11	0.33
-	2	Zagers Charlotte (MB)	-	-	-	-	
-	7	Quintero Daniela (OP)	-	-	-	-	
-	4	Vorswijk Zain (S)	-	1	3	4	
-	11	Johnson Savannah (OP)	-	3	3	6	
-	10	Rodriquez Billy-Jean (OP)	-	9	1	10	
Others			-	-	-	-	
Total Team			4	21	18	43	1.33



Dig

Avg. by set





P-3 VOLLEYBALL • Match players ranking


ECVA U20 FEMALES VOLLEYBALL CHAMPIONSHIPS 2019 Finals (Places 3-4)



Match: 9 **Date:** 8/25/2019 **Spectators:** 75
City: St.John's
Hall: YMCA
Match duration: **Start:** 6:00 **End:** 7:05 **Total:** 1:05

Teams	Sets	1	2	3	4	5	Total
BER	3	25	25	25			75
SAB	0	13	8	10			31
Set duration		0:20	0:20	0:19			0:59


SAB • SABA



Set

Avg. by set

Rk	No	Name	Running Sets	Faults	Still Sets	Total Attempts	Note
1	9	Robinson Vernisha (S)	1	2	1	4	0.33
-	1	Peterson Lyieshah (OP)	-	-	2	2	
-	2	Zagers Charlotte (MB)	-	-	1	1	
-	7	Quintero Daniela (OP)	-	-	-	-	
-	12	Hughes Shaniah (OP)	-	-	-	-	
-	4	Vorswijk Zain (S)	-	1	3	4	
-	11	Johnson Savannah (OP)	-	1	3	4	
-	6	Daniel Kadesha (OH)	-	1	2	3	
-	10	Rodriquez Billy-Jean (OP)	-	2	2	4	
Others			-	-	-	-	
Total Team			1	7	14	22	0.33



Reception

Eff. %
Limit: 20.00%

Rk	No	Name	Excellents	Faults	Serve Receptions	Total Attempts	Note
-	4	Vorswijk Zain (S)	-	-	1	1	
-	7	Quintero Daniela (OP)	-	-	-	-	
-	1	Peterson Lyieshah (OP)	1	3	11	15	
-	9	Robinson Vernisha (S)	-	1	4	5	
-	12	Hughes Shaniah (OP)	3	5	8	16	
-	10	Rodriquez Billy-Jean (OP)	-	4	7	11	
-	6	Daniel Kadesha (OH)	-	2	2	4	
-	11	Johnson Savannah (OP)	-	7	1	8	
-	2	Zagers Charlotte (MB)	-	2	-	2	
Others			-	-	-	-	
Total Team			4	24	34	62	

