



P-2 VOLLEYBALL • Match result



2007 NORCECA Men's Continental Championship GROUP B

Match: 6 **Date:** 9/17/2007 **Spectators:** 100
City: ANAHEIM
Hall: ANAHEIM ARENA
Match duration: Start: 0:30 End: 1:30 Total: 1:00

Teams	Sets	1	2	3	4	5	Total
CAN	3	25	25	25			75
TRI	0	14	14	10			38
Set duration		0:18	0:22	0:18			0:58

Referees: LUIS MACIAS (MEX) & LANZA MILLER (BAH)

CAN • CANADA		1	2	3	4	5	Pts
1	MAINVILLE LOUIS-PIERRE		■	■			5
2	CHRISTIAN BERNIER	■	■	□			7
3	LEWIS DANIEL						
5	MUNDAY MICHAEL	■	■				1
6	WILCOX JEREMY		□	■			1
7	SOONIAS DALLAS	■	■				10
11	BRINKMAN STEVE	■		■			5
12	L WOLFENDEN CHRIS	L	L	L			
14	GRAPENTINE MURRAY	■	■				5
15	WINTERS FREDERIC	■	■	■			7
16	CARROLL LEO		■	■			7
18	SCHMITT GAVIN			■			5

Coach: GLENN HOAG (CAN)
Assistant: LARRY MCKAY (CAN)

TRI • TRINIDAD & TOBAGO		1	2	3	4	5	Pts
1	DAVIS JESSEL	■	■	■			3
2	NIMROD KEVIN	■	■	■			3
4	TASH NOLAN	■	■	■			7
6	L MARTIN VAUGHN	L	L	L			
8	ALI SALEEM	■	■	□			
9	FRANCOIS CHRISTIAN			□			
10	ALLEYNE KELVIN	■	□				
11	MORRISON SEAN	■	■	■			2
13	AMARALI KEVIN		□	□			
14	HONORE MARC ANTHONY						
16	PENA RUSSELL	□		■			
18	CHARLES HOLLIS		■	■			4

Coach: GIDEON DICKSON (TRI)
Assistant: DAVID CAMACHO (TRI)

TEAMS AND PLAYERS PERFORMANCES

Won Pts	Total Atts	No Name
34	49	Total Team
7	14	7 SOONIAS DALLAS
6	10	15 WINTERS FREDERIC
5	8	2 CHRISTIAN BERNIER
11	17	Total Team
4	6	16 CARROLL LEO
2	3	2 CHRISTIAN BERNIER
2	2	14 GRAPENTINE MURRAY
8	73	Total Team
3	12	7 SOONIAS DALLAS
2	11	1 MAINVILLE LOUIS-PIERRE
1	7	14 GRAPENTINE MURRAY
22		Total Team
75	139	Total Team
10	27	7 SOONIAS DALLAS

Scoring Skills
Spike
Block
Serve
Opp. error
Total
Best Scorer

Won Pts	Total Atts	No Name
17	50	Total Team
7	20	4 TASH NOLAN
3	3	2 NIMROD KEVIN
3	7	1 DAVIS JESSEL
2	9	Total Team
2	3	18 CHARLES HOLLIS
0	40	Total Team
19		Total Team
38	99	Total Team
7	31	4 TASH NOLAN

■ Starting line-up Pts = Points scored [nn] = Captain
□ Substitute Atts = Attempts L = Libero
Opp = Opponent





P-3 VOLLEYBALL • Match players ranking




2007 NORCECA Men's Continental Championship
GROUP B

Match: 6 **Date:** 9/17/2007 **Spectators:** 100
City: ANAHEIM
Hall: ANAHEIM ARENA
Match duration: Start: 0:30 End: 1:30 Total: 1:00

Teams	Sets	1	2	3	4	5	Total
CAN	3	25	25	25			75
TRI	0	14	14	10			38
Set duration		0:18	0:22	0:18			0:58




CAN • CANADA



Spike

Eff. %
Limit: 0.00%


Rk	No	Name	Spikes	Faults	Shots	Total Attempts	Note
1	1	MAINVILLE LOUIS-PIERRE	3	-	-	3	100.00
1	6	WILCOX JEREMY	1	-	-	1	100.00
1	11	BRINKMAN STEVE	4	-	-	4	100.00
1	16	CARROLL LEO	3	-	-	3	100.00
1	18	SCHMITT GAVIN	3	-	-	3	100.00
6	14	GRAPENTINE MURRAY	2	-	1	3	66.67
7	15	WINTERS FREDERIC	6	1	3	10	50.00
8	2	CHRISTIAN BERNIER	5	2	1	8	37.50
9	7	SOONIAS DALLAS	7	5	2	14	14.29
-	3	LEWIS DANIEL	-	-	-	-	
-	5	MUNDAY MICHAEL	-	-	-	-	
-	12	WOLFENDEN CHRIS	-	-	-	-	
Others			-	-	-	-	
Total Team			34	8	7	49	53.06



Block

Avg. by set

Rk	No	Name	Kill Blocks	Faults	Rebounds	Total Attempts	Note
1	16	CARROLL LEO	4	-	2	6	1.33
2	2	CHRISTIAN BERNIER	2	-	1	3	0.67
2	14	GRAPENTINE MURRAY	2	-	-	2	0.67
4	5	MUNDAY MICHAEL	1	-	-	1	0.33
4	11	BRINKMAN STEVE	1	-	2	3	0.33
4	18	SCHMITT GAVIN	1	-	-	1	0.33
-	1	MAINVILLE LOUIS-PIERRE	-	-	-	-	
-	3	LEWIS DANIEL	-	-	-	-	
-	6	WILCOX JEREMY	-	-	-	-	
-	7	SOONIAS DALLAS	-	-	1	1	
-	12	WOLFENDEN CHRIS	-	-	-	-	
-	15	WINTERS FREDERIC	-	-	-	-	
Others			-	-	-	-	
Total Team			11	-	6	17	3.67



Serve

Avg. by set

Rk	No	Name	Aces	Faults	Serve Hits	Total Attempts	Note
1	7	SOONIAS DALLAS	3	1	8	12	1.00
2	1	MAINVILLE LOUIS-PIERRE	2	2	7	11	0.67
3	14	GRAPENTINE MURRAY	1	1	5	7	0.33
3	15	WINTERS FREDERIC	1	2	9	12	0.33
3	18	SCHMITT GAVIN	1	2	2	5	0.33
-	3	LEWIS DANIEL	-	-	-	-	
-	5	MUNDAY MICHAEL	-	-	4	4	
-	6	WILCOX JEREMY	-	-	2	2	
-	12	WOLFENDEN CHRIS	-	-	-	-	
-	16	CARROLL LEO	-	-	3	3	
-	11	BRINKMAN STEVE	-	2	8	10	
-	2	CHRISTIAN BERNIER	-	2	5	7	
Others			-	-	-	-	
Total Team			8	12	53	73	2.67

Team	Opponent errors & Team faults				
		22	-		22





P-3 VOLLEYBALL • Match players ranking

2007 NORCECA Men's Continental Championship
GROUP B




Match: 6 **Date:** 9/17/2007 **Spectators:** 100
City: ANAHEIM
Hall: ANAHEIM ARENA
Match duration: Start: 0:30 End: 1:30 Total: 1:00

Teams	Sets	1	2	3	4	5	Total
CAN	3	25	25	25			75
TRI	0	14	14	10			38
Set duration		0:18	0:22	0:18			0:58



CAN • CANADA


Rk	No	Name	Digs	Faults	Receptions	Total Attempts	Note
1	12	WOLFENDEN CHRIS	4	1	2	7	1.33
2	5	MUNDAY MICHAEL	2	-	1	3	0.67
3	2	CHRISTIAN BERNIER	1	-	1	2	0.33
3	15	WINTERS FREDERIC	1	-	1	2	0.33
3	14	GRAPENTINE MURRAY	1	1	-	2	0.33
-	1	MAINVILLE LOUIS-PIERRE	-	-	-	-	
-	3	LEWIS DANIEL	-	-	-	-	
-	6	WILCOX JEREMY	-	-	3	3	
-	7	SOONIAS DALLAS	-	-	-	-	
-	11	BRINKMAN STEVE	-	-	-	-	
-	16	CARROLL LEO	-	-	-	-	
-	18	SCHMITT GAVIN	-	-	-	-	
Others			-	-	-	-	
Total Team			9	2	8	19	3.00



Dig

Avg. by set


Rk	No	Name	Running Sets	Faults	Still Sets	Total Attempts	Note
1	6	WILCOX JEREMY	10	1	5	16	3.33
2	5	MUNDAY MICHAEL	9	-	14	23	3.00
3	12	WOLFENDEN CHRIS	1	-	2	3	0.33
-	1	MAINVILLE LOUIS-PIERRE	-	-	-	-	
-	2	CHRISTIAN BERNIER	-	-	-	-	
-	3	LEWIS DANIEL	-	-	-	-	
-	7	SOONIAS DALLAS	-	-	-	-	
-	11	BRINKMAN STEVE	-	-	1	1	
-	14	GRAPENTINE MURRAY	-	-	1	1	
-	15	WINTERS FREDERIC	-	-	1	1	
-	16	CARROLL LEO	-	-	1	1	
-	18	SCHMITT GAVIN	-	-	-	-	
Others			-	-	-	-	
Total Team			20	1	25	46	6.67



Set

Avg. by set

Rk	No	Name	Excellents	Faults	Serve Receptions	Total Attempts	Note
1	15	WINTERS FREDERIC	9	-	1	10	90.00
2	1	MAINVILLE LOUIS-PIERRE	3	-	1	4	75.00
3	12	WOLFENDEN CHRIS	9	-	4	13	69.23
4	2	CHRISTIAN BERNIER	2	-	2	4	50.00
-	3	LEWIS DANIEL	-	-	-	-	
-	5	MUNDAY MICHAEL	-	-	-	-	
-	6	WILCOX JEREMY	-	-	-	-	
-	7	SOONIAS DALLAS	-	-	-	-	
-	11	BRINKMAN STEVE	-	-	-	-	
-	14	GRAPENTINE MURRAY	-	-	-	-	
-	16	CARROLL LEO	-	-	-	-	
-	18	SCHMITT GAVIN	-	-	-	-	
Others			-	-	-	-	
Total Team			23	-	8	31	74.19



Reception

Eff. %
Limit: 0.00%





P-3 VOLLEYBALL • Match players ranking




2007 NORCECA Men's Continental Championship
GROUP B

Match: 6 **Date:** 9/17/2007 **Spectators:** 100
City: ANAHEIM
Hall: ANAHEIM ARENA
Match duration: **Start:** 0:30 **End:** 1:30 **Total:** 1:00

Teams	Sets	1	2	3	4	5	Total
CAN	3	25	25	25			75
TRI	0	14	14	10			38
Set duration		0:18	0:22	0:18			0:58


TRI • TRINIDAD & TOBAGO



Spike

Eff. %
Limit: 0.00%


Rk	No	Name	Spikes	Faults	Shots	Total Attempts	Note
1	2	NIMROD KEVIN	3	-	-	3	100.00
2	18	CHARLES HOLLIS	2	-	2	4	50.00
3	1	DAVIS JESSEL	3	2	2	7	14.29
-	6	MARTIN VAUGHN	-	-	-	-	
-	8	ALI SALEEM	-	-	-	-	
-	9	FRANCOIS CHRISTIAN	-	-	-	-	
-	13	AMARALI KEVIN	-	-	-	-	
-	14	HONORE MARC ANTHONY	-	-	-	-	
-	16	PENA RUSSELL	-	-	-	-	
-	11	MORRISON SEAN	2	7	6	15	
-	4	TASH NOLAN	7	10	3	20	
-	10	ALLEYNE KELVIN	-	1	-	1	
Others			-	-	-	-	
Total Team			17	20	13	50	



Block

Avg. by set

Rk	No	Name	Kill Blocks	Faults	Rebounds	Total Attempts	Note
1	18	CHARLES HOLLIS	2	1	-	3	0.67
-	1	DAVIS JESSEL	-	-	-	-	
-	6	MARTIN VAUGHN	-	-	-	-	
-	8	ALI SALEEM	-	-	2	2	
-	9	FRANCOIS CHRISTIAN	-	-	-	-	
-	10	ALLEYNE KELVIN	-	-	-	-	
-	11	MORRISON SEAN	-	-	-	-	
-	13	AMARALI KEVIN	-	-	-	-	
-	14	HONORE MARC ANTHONY	-	-	-	-	
-	16	PENA RUSSELL	-	-	-	-	
-	4	TASH NOLAN	-	2	1	3	
-	2	NIMROD KEVIN	-	1	-	1	
Others			-	-	-	-	
Total Team			2	4	3	9	0.67



Serve

Avg. by set

Rk	No	Name	Aces	Faults	Serve Hits	Total Attempts	Note
-	2	NIMROD KEVIN	-	-	4	4	
-	6	MARTIN VAUGHN	-	-	-	-	
-	9	FRANCOIS CHRISTIAN	-	-	1	1	
-	13	AMARALI KEVIN	-	-	1	1	
-	14	HONORE MARC ANTHONY	-	-	-	-	
-	16	PENA RUSSELL	-	-	1	1	
-	8	ALI SALEEM	-	1	7	8	
-	1	DAVIS JESSEL	-	1	3	4	
-	4	TASH NOLAN	-	2	6	8	
-	10	ALLEYNE KELVIN	-	1	2	3	
-	18	CHARLES HOLLIS	-	1	2	3	
-	11	MORRISON SEAN	-	3	4	7	
Others			-	-	-	-	
Total Team			-	9	31	40	

Team	Opponent errors & Team faults	19	-	19
------	-------------------------------	----	---	----





P-3 VOLLEYBALL • Match players ranking

2007 NORCECA Men's Continental Championship
GROUP B




Match: 6 **Date:** 9/17/2007 **Spectators:** 100
City: ANAHEIM
Hall: ANAHEIM ARENA
Match duration: Start: 0:30 End: 1:30 Total: 1:00

Teams	Sets	1	2	3	4	5	Total
CAN	3	25	25	25			75
TRI	0	14	14	10			38
Set duration		0:18	0:22	0:18			0:58

TRI • TRINIDAD & TOBAGO


Rk	No	Name	Digs	Faults	Receptions	Total Attempts	Note
1	6	MARTIN VAUGHN	2	-	2	4	0.67
2	11	MORRISON SEAN	1	1	1	3	0.33
-	1	DAVIS JESSEL	-	-	-	-	
-	2	NIMROD KEVIN	-	-	-	-	
-	4	TASH NOLAN	-	-	1	1	
-	9	FRANCOIS CHRISTIAN	-	-	-	-	
-	10	ALLEYNE KELVIN	-	-	-	-	
-	13	AMARALI KEVIN	-	-	-	-	
-	14	HONORE MARC ANTHONY	-	-	-	-	
-	16	PENA RUSSELL	-	-	1	1	
-	18	CHARLES HOLLIS	-	-	-	-	
-	8	ALI SALEEM	-	1	1	2	
Others			-	-	-	-	
Total Team			3	2	6	11	1.00



Dig

Avg. by set


Rk	No	Name	Running Sets	Faults	Still Sets	Total Attempts	Note
1	8	ALI SALEEM	7	1	23	31	2.33
-	1	DAVIS JESSEL	-	-	-	-	
-	2	NIMROD KEVIN	-	-	-	-	
-	4	TASH NOLAN	-	-	4	4	
-	6	MARTIN VAUGHN	-	-	2	2	
-	9	FRANCOIS CHRISTIAN	-	-	-	-	
-	10	ALLEYNE KELVIN	-	-	1	1	
-	11	MORRISON SEAN	-	-	-	-	
-	14	HONORE MARC ANTHONY	-	-	-	-	
-	16	PENA RUSSELL	-	-	7	7	
-	18	CHARLES HOLLIS	-	-	-	-	
-	13	AMARALI KEVIN	-	2	10	12	
Others			-	-	-	-	
Total Team			7	3	47	57	2.33



Set

Avg. by set

Rk	No	Name	Excellents	Faults	Serve Receptions	Total Attempts	Note
1	10	ALLEYNE KELVIN	1	-	-	1	100.00
2	9	FRANCOIS CHRISTIAN	3	-	2	5	60.00
3	6	MARTIN VAUGHN	10	2	8	20	40.00
4	4	TASH NOLAN	6	2	3	11	36.36
5	11	MORRISON SEAN	8	3	10	21	23.81
6	1	DAVIS JESSEL	-	-	1	1	0.00
6	8	ALI SALEEM	-	-	1	1	0.00
-	2	NIMROD KEVIN	-	-	-	-	
-	13	AMARALI KEVIN	-	-	-	-	
-	14	HONORE MARC ANTHONY	-	-	-	-	
-	16	PENA RUSSELL	-	-	-	-	
-	18	CHARLES HOLLIS	-	1	-	1	
Others			-	-	-	-	
Total Team			28	8	25	61	32.79



Reception

Eff. %
Limit: 0.00%

