



ANNUAL FINANCIAL



REPORT 2025



NORCECA



NORCECA VOLLEYBALL
CONFEDERATION

FINANCIAL REPORT 2025

NORCECA VOLLEYBALL CONFEDERATION

Statement of Financial Position

As of December 31ST, 2025

Value in RD\$

Assets

Cash (note 3):		4,744,123.58
Accounts Receivable:		
Accounts Receivable (note 4):	8,204,123.08	
Accounts Receivable Provisions:	<u>(155,992.00)</u>	
Total Accounts Receivable, net		8,048,131.08
Office Furniture and Equipment, net (note 6)		1,229,269.90
Sport Equipment Inventories, net (note 8)	147,150,796.15	
Sport Equipment In Transit	1,514,443.30	
Sport Equipment Provisions	<u>(44,102,058.42)</u>	104,563,181.03
Prepaid Expenses (note 9)		<u>1,849,260.00</u>
		<u>120,433,965.59</u>

Liabilities and Net Assets

Account Payable (note 5)	3,706,765.80	
Accruals Payable (note 5)	153,472.37	
Documents Payable (note 5)	6,290,000.00	
Deferred Income (note 5)	<u>3,741,091.35</u>	
Total Liabilities		13,891,329.52
Excess of Income from Previous Year	127,881,138.31	
Decrease in Unrestricted Net Assets at the end of the Year	<u>(21,338,502.24)</u>	106,542,636.07
		<u>120,433,965.59</u>

Note:

Annexed the Financial Statement Notes

NORCECA VOLLEYBALL CONFEDERATION

Statement of Activities

For the Year Ended December 31ST, 2025

Values in RD\$

Income:

National Federation Affiliation Fees	(Note 7a)	1,185,752.31
Competitions, Activities and Events	(Note 7b)	102,277,598.00
Publicity and Marketing Righth	(Note 7c)	79,469,098.32
Bank Interests	(Note 7d)	300,376.14
Antidoping Test Fee Income	(Note 7e)	3,243,344.64
International Transfer Certificates Income	(Note 7f)	7,838,675.32
Other Income	(Note 7h)	3,850,572.38
Total Income		198,165,417.11

Operational Expenses:

Salaries	7,231,020.00
Notice and Unemployment Fee (by law)	1,326,158.19
Vacations (by law)	270,815.94
Christmas Bonuses (by law)	1,039,135.98
Attention Employeess and Bonuses	695,796.00
Social Security (by law)	1,125,605.47
Legal Fee	360,000.00
Profesional Fees	351,628.39
Employees Training and Scholarships	931,268.67
President´s Stipend	3,145,000.00
Office Supply	342,524.90
Telecommunications Services	438,799.91
Representation and Public Relations	1,651,333.65
Postage	104,285.71
Newspaper and Magazines Subscriptions	13,725.00
Rental Accounting and Consulting System	75,226.12
Christmas Attention	151,972.49
Building repair	3,590,977.81
Repair and Maintenance of Furniture and Equipment	208,574.00
Computer Depreciation	163,715.25
Office Furniture and Equipment Depreciation	265,502.53
Emergency Generator Maintenance	119,918.64
Office Furniture and Equipment Insurance	84,758.71
Apartment Rental for Foreing Instructor	1,387,596.05
Data Volley and Data Video	395,662.22
Transportation, Gasoline and Oil	582,696.78
Accommodation and Meals	625,519.72
Framed and Laminated	4,800.00
Donations	25,000.00
Website	753,694.48

Souvernirs	98,172.10	
Per diem	5,189,486.00	
Sport Equipment	24,219,709.76	
Sport Equipment Warehouse Rental	6,600,000.00	
Air Tickets	1,250,192.88	
Cleaning Material	20,048.75	
Antidoping Test	2,473,684.98	
Internet Expenses	88,829.23	
Sponsorship	600,000.00	
Prints, Photocopies and Bookbindings	15,690.00	
Publicity Expenses	728,490.74	
Visa, Passports and Legalization Documents	77,829.05	
Medical Assistance and Medicines	1,229,557.14	
External Audit Services	1,029,314.00	
Honoraries fee for Services Rendered	612,000.00	
Assemblies and Congress	519,325.93	
Working and Committee Mettings	94,582.22	
FIVB Regional Volleyball Development Centre, Santo Domingo, Dominican Republic	1,713,684.66	
NCVA Economic Assistance	18,552,072.22	
AFECAVOL Economic Assistance	38,716,321.87	
CAZOVA Economic Assistance	15,919,150.42	
ECVA Economic Assistance	19,186,616.26	
Norceca Beach Volleyball Continental Tour	8,624,587.62	
World Championship Qualification Tournament Beach Volleyball	1,936,425.56	
U23 Norceca Beach Volleyball Tournament	1,261,988.50	
U21 Norceca Beach Volleyball Qualification Championship	2,102,888.36	
U18 Norceca Beach Volleyball Qualification Championship	2,037,046.54	
XXII Women´s Pan American Cup	1,034,353.40	
XVIII Men´s Pan American Cup	1,225,397.50	
U19 Women´s Pan American Cup	115,473.73	
U19 Men´s Pan American Cup	911,611.50	
U23 Women´s Pan American Cup	1,341,687.99	
U21 Women´s Pan American Cup	296,826.03	
Young´s Panamerican Games	903,763.67	
Final Four Women´s Qualification Tournament	11,620.85	
Final Four Men´s Qualification Tournament	1,276,261.07	
Norceca Men´s Final Six	32,050.00	
Norceca Women´s Final Six	1,390,600.00	
U17 Girls´s Norceca Continental Championship	426,707.06	
FIVB Women´s World Championship	1,086,284.27	
FIVB Men´s World Championship	196,066.35	
Bank Charges	1,492,427.03	
Credit Line Interest	212,413.25	
Other Expenses	58,456.96	
Total Operating Expenses		194,372,408.06
Sub-total		3,793,009.05
Sports Equipment Provisions	(NIC2,NIC37)	-25,131,511.29
Decrease in Unrestricted Net Assets		(21,338,502.24)

**NOTES AND ACCOUNTING POLICIES
FINANCIAL REPORT 2025**

NOTE 1. Organización

The North, Central American and Caribbean Volleyball Confederation, NORCECA, is a non-profit-non-governmental Continental Multinational Sport Organization, founded on August 14, 1966 in the city of San Juan, Puerto Rico and consist of 41 national federations and affiliate regional members, affiliated to the Federation Internationale de Volleyball, FIVB founded on April 20, 1947, in Paris, France. The FIVB consist of 222 affiliated nacional federations, grouped in 5 continental confederations, whose mission is the management and world guide of Volleyball and Beach Volleyball in their countries and territories. The FIVB headquarters is located in the city of Lausanne, Switzerland.

The FIVB has gruoped its affiliated National Federations into 5 Confederations, taking into consideration their geographical locations:

- *African Confederation
- *Asian Confederation
- *European Confederation
- *North, Central American and Caribbean Confederation
- *South American Confederation

Norceca objective is the management, organization, representation, regulation, control and evaluation of all volleyball and beach volleyball activities in the North, Central American and Caribbean Regions, to sopport and facilitate the development of its affiliated National Federations, guaranteeing that the FIVB Constitution, Administrative, Financial, Sport, General and Disciplinaty Regulations ar met.

The FIVB Board of Administration must approve the Constitution, Regulation and decisions of the NORCECA Volleyball Confederation as a representative body of the FIVB. Also, NORCECA, must guarantee full commitment to the general principles and guidelines of the FIVB. NORCECA was recognized as a Continental Confederation by the FIVB in 1968. The new elected authorities of NORCECA were transferred to the Dominican Republic on November 1, 2001, during the XVI NORCECA Congress, being reelected during the XVIII NORCECA Congress held in 2005, the XXI NORCECA Congress held in 2011, the XXII NORCECA Congress held in 2015, the XXV NORCECA Virtual Congress held in 2020, and reelected during the XXVII Norceca Congress held in 2024. Mr. Cristobal Marte Hoffiz, President, represents NORCECA.

NORCECA Income comes from the competitions, events, activities, publicity, marketing righth and National Federation affiliation fees. As of December 31, 2025 a total of 41 National Federations and regional members are affiliated to the NORCECA Volleyball Confederation, The NORCECA Headquarters are located at Av. Maximo Gomez, Esquina 27 de febrero, Volleyball Pavilion, Juan Pablo Duarte Olympic Center in the city of Santo Domingo, Dominican Republic.

NOTE 2. Accounting Policies

2.1 Income

NORCECA accounting policies recognize its income using the accrual method

2.2 Foreign Currencies

Transactions in foreign currencies are converted into the local currency of Dominican pesos (RD), according to the current exchange rate at the time of transaction, profits and losses resulting from the transaction of foreign currencies are included in the Profit and loss Statements.

As of December 31, 2025 the current exchange rate for USD\$ dollar used by NORCECA Confederation was RD\$62.90 per USD\$1.00

2.3 Furniture and Equipment

Furniture and Equipment are registered at the acquisition cost.

The depreciation is calculated using the straight-line method at an rate of 25% and an 15% annual.

NOTE 3. Cash and Bank Balance

The North, Central American and Caribbean Volleyball Confederation perform its operations through three current bank accounts, registered under the name of NORCECA with the signatures of Lic. Cristobal Marte Hoffiz, President; Lic. Olga Rivas; Financial Manager; Lic. Arateide Caceres; General Manager, in Banco Multiple BHD/Leon, S.A, Banco de Reservas de la Republica Dominicna and Banco BDI, S.A in the Dominican Republic.

Petty Cash		10,000.00	
BHD León Bank		2,180,893.53	
Banco de Reservas			
Balance in Pesos RD\$	681,104.63		
(US\$240.04 at an exchange of RD\$62.90)	<u>15,098.52</u>	696,203.15	
BDI, S.A., Bank			
(US\$24,597.73 at an exchange rate of RD\$62.90)	1,547,197.22		
(US\$4,925.75 at an exchange rate of RD\$62.90)	<u>309,829.68</u>	1,857,026.90	
			4,744,123.58

NOTE 4

Accounts Receivable

Accounts Receivable as of December 31st, 2025, are the following:

Accounts Receivable from Affiliated:

National Federations Accounts Receivable

Trinidad & Tobago Volleyball Federation (USD\$ 10,432.00 at an exchange of RD\$62.90)	656.172,80	
Jamaica Volleyball Association (USD\$4,000.00 at an exchange of RD\$62.90)	251.600,00	
Aruba Volleyball Association (USD\$104.80 at an exchange of RD\$62.90)	6.591,92	
Federacion Cubana de Voleibol (USD\$7,450.00 at an exchange of RD\$62.90)	468.605,00	
Canada Volleyball Association (USD\$1,997.00 at an exchange of RD\$62.90)	125.611,30	
Total Accounts Receivable from National Federation Affiliated:		1.508.581,02

Other Accounts Receivable:

Sport Equipment, (71,819.00 at an exchange rate of RD\$62.90)	4.517.415,10	
Federación Dominicana de Voleibol (Air Conditioning Repair of the Volleyball Palace Prof. Ricardo Arias)	1.994.135,46	
Federacion Chilena de Voleibol	183.991,50	
Total Accounts Receivable		6.695.542,06
Accounts Receivable Provision:		8.204.123,08

Accounts Receivable Provision:

Jamaica Volleyball Federation USD\$2,480.00 at an exchange rate of RD\$62.90)

-155.992,00

Total Accounts Receivable Provision:

-155.992,00

Total Accounts Receivable, Net

8.048.131,08

NOTE 5**Accounts Payable**

Accounts Payable as of December 31st, 2025, are detailed as follows:

Accounts Payable Affiliated Federations and Directors:**Easten Caribbean Volleyball Association (ECVA)**

(Economical Assistant USD\$5,000.00) at an exchange rate of RD\$62.90

314.500,00

Antigua & Barbudas Amateur Volleyball

(USD\$516.16) at an exchange rate of RD\$62.90

32.466,46

Total Accounts Payable Affiliated and Officials:

346.966,46

Accounts Payable to Suppliers and Others:**Fidecomiso Filantropico Juegos Centroamericanos 2026**

1.383.099,52

Impresos O&M

(USD\$1,088.00 at an exchange rate of RD\$62.90)

68.435,20

American Express Credit Card

(USD\$2,023.96 at an exchange rate of RD\$62.90)

127.307,08

BDI Credit Card in USD\$

(USD\$4.98 at an exchange rate of RD\$62.90)

313,24

BDI Credit Card in RD\$

107.433,80

Jose Miguel Aranboles

(Rental Instructor Department)

5.241,95

Yanior Domingo Terrero

(Norceca Office Remodeling)

1.653.318,54

Others Accounts Payable

14.650,00

3.359.799,34

Total Accounts Payable to Suppliers and Others:

3.706.765,80

Documents Payable

BDI Bank
Credit Line USD\$100,000.00 at an exchange rate of RD\$62.90 **6,290,000.00**

Deferred Income

ERREA Year 2025-2028 (USD\$22,500.00 at an exchange rate of RD\$62.90) 1,415,250.00

PEAK Year 2025-2028 (USD\$26,250.00 at an exchange rate of RD\$62.90) 1,651,125.00

Affiliation fee Paid in Advance 2026, (Barbados, Belize, Bonaire, Cayman Island, Honduras, Guadalupe, Nicaragua, Mexico y Virgin Island total USD\$10,726.81 at an exchange rate of RD\$62.90) 674,716.35 **3,741,091.35**

Provision for Vacations 153,472.37

Total Accounts Payable 13,891,329.52

NOTE 9

Prepaid Expenses

Federacion Costarricense de Voleibol (Air Tickets USD\$24,000.00 at an exchange rate of RD\$62.90) 1,509,600.00

Rental Apartment USD\$5,400.00 at an exchange rate of RD\$62.90) 339,660.00 **1,849,260.00**

NOTE.6 Property Plant and Equipment

NORCECA headquarters are located at the National Volleyball Pavilion Training Center of the Juan Pablo Duarte Olympic Center, in the city of Santo Domingo, Dominican Republic. Its office furniture and equipment are registered according to their acquisition cost. Maintenance and Repairs that do not exceed their use are charged to current expenses. The depreciation is accumulated bases upon the straight line method.

EQUIPMENT	VALUE	ACUMM. DEP.	RESIDUAL VALUE
Building	0	0	0
Office Furniture and Equipment	3.510.680,48	3.182.481,10	328.199,38
Transportation Equipment	772.000,00	171.747,02	600.252,98
Other Assets	815.329,80	815.329,80	0,00
Emergency Generator	1.344.881,10	1.344.881,10	0,00
Computer	908.448,64	607.631,10	300.817,54
Totals	7.351.340,02	6.122.070,12	1.229.269,90

NOTE. 7 Income

The North, Central American and Caribbean Volleyball Confederation, NORCECA, is a non-profit, non-governmental institution affiliated to the Federation Internationale de Volleyball, FIVB. NORCECA's Income comes from the different Activities and Events held Throughout the year, annual membership fees from its affiliated federations, events marketing, registration fees for team's participation in different tournaments and championships, and championship hosting fees from events held, follows:

7A) Affiliation Fee National Federations

(USD\$19,248.00 at an exchange rate of RD\$61.603923)

1.185.752,31

7B) Events and Activities

B-1) 1St Stage of the Norceca Beach Volleyball Held in Varadero, Cuba

-Entry Fee of participating teams:	USD\$	Exchange	RD\$
Canada Volleyball Association	1,200.00	58.8390	70,606.84
Federacion Dominicana de Voleibol	600.00	58.8390	35,303.42
Federacion Venezolana de Voleibol	600.00	58.8390	35,303.42
Federacion Hondureña de Voleibol	600.00	58.8390	35,303.42
Federacion Mexicana de Voleibol	1,200.00	58.8390	70,606.84
Virgin Islands Volleyball Federation	300.00	58.8390	17,651.71
Federacion Puertorriqueña de Voleibol	600.00	58.8390	35,303.42
Federacion Nicaraguense de Voleibol	600.00	58.8390	35,303.42
Surinaamse Volleyball Bond	600.00	58.8390	35,303.42
Trinidad & Tobago Volleyball Federation	600.00	58.8390	35,303.42
USA Volleyball	900.00	58.8390	52,955.13
Federacion Costarricense de Voleibol	300.00	58.8390	17,651.71
Federacion Nacional de Guatemala	300.00	58.8390	17,651.71
Hosting Fee	3,000.00	58.8390	176,517.11
	11,400.00		670,765.00

B-2) 2nd Stage Beach Volleyball Continental Tour Held in Juan Dolio, Republica Dominicana

-Entry Fee of participating teams:	USD\$	Exchange	RD\$
Virgin Islands Volleyball Federation	600.00	58.7116	35,226.95
Federacion Mexicana de Voleibol	1,200.00	58.7116	70,453.90
USA Volleyball	1,200.00	58.7116	70,453.90
Federacion Salvadoreña de Voleibol	600.00	58.7116	35,226.95
Federacion Nacional de Guatemala	600.00	58.7116	35,226.95
Federacion Nicaraguense de Voleibol	600.00	58.7116	35,226.95
Canada Volleyball Association	1,200.00	58.7116	70,453.90
Trinidad & Tobago Volleyball Federation	600.00	58.7116	35,226.95
Federacion Venezolana de Voleibol	600.00	58.7116	35,226.95
Federacion Costarricense de Voleibol	600.00	58.7116	35,226.95
Cayman Island Volleyball	600.00	58.7116	35,226.95
St. Kitts Amateur Volleyball Association	300.00	58.7116	17,613.48
Surinaamse Volleyball Bond	300.00	58.7116	17,613.48
Federacion Puertorriqueña de Voleibol	600.00	58.7116	35,226.45
Hosting Fee	3,000.00	58.7116	176,135.26
	12,600.00		739,766.00

B-3) 3rd Stage Beach Volleyball Continental Tour**Held in San Pedro de Sula, Honduras**

-Entry Fee of participating teams:	USD\$	Exchange	RD\$
Jamaica Volleyball Federation	300.00	59.4924	17,847.20
USA Volleyball	900.00	59.4924	53,543.16
Canada Volleyball Association	1,200.00	59.4924	71,390.88
Federacion Costarricense de Voleibol	1,200.00	59.4924	71,390.88
Federacion Puertorriqueña de Voleibol	600.00	59.4924	35,695.44
Federacion Salvadoreña de Voleibol	900.00	59.4924	53,543.16
Federacion Nacional de Guatemala	900.00	59.4924	53,543.16
Virgin Islands Volleyball Federation	600.00	59.4924	35,695.44
Federacion Nicaraguense de Voleibol	900.00	59.4924	53,543.16
Federacion Mexicana de Voleibol	1,200.00	59.4924	71,390.88
Trinidad & Tobago Volleyball Federation	300.00	59.4924	17,847.72
St. Kitts Amateur Volleyball Association	300.00	59.4924	17,847.72
Hosting Fee	3,000.00	59.4924	178,477.20
	12,300.00		731,756.00

B-4) 4th Stage Beach Volleyball Continental Tour**Held in Tamaulipas, Mexico**

-Entry Fee of participating teams:	USD\$	Exchange	RD\$
Federacion Nacional de Guatemala	600.00	60.6160	36,369.60
Federacion Nicaraguense de Voleibol	600.00	60.6160	36,369.60
Bermudas Volleyball Association	600.00	60.6160	36,369.60
Federacion Puertorriqueña de Voleibol	600.00	60.6160	36,369.60
Canada Volleyball Association	900.00	60.6160	54,554.40
Virgin Islands Volleyball Federation	600.00	60.6160	36,369.60
Federacion Salvadoreña de Voleibol	300.00	60.6160	18,184.80
USA Volleyball	300.00	60.6160	18,184.80
Hosting Fee	3,000.00	60.6160	181,848.00
	7,500.00		454,620.00

B-5) U23 Norceca Beach Volleyball Tournament**Held in Juan Dolio, Republica Dominicana**

-Entry Fee of participating teams:	USD\$	Exchange	RD\$
Virgin Islands Volleyball Federation	900.00	59.0526	53,147.36
USA Volleyball	600.00	59.0526	35,431.57
Federacion Nicaraguense de Voleibol	600.00	59.0526	35,431.57
Federacion Salvadoreña de Voleibol	600.00	59.0526	35,431.57
Federacion Nacional de Guatemala	600.00	59.0526	35,431.57
Canada Volleyball Association	1,200.00	59.0526	70,862.97
Federacion Costarricense de Voleibol	600.00	59.0526	35,431.57
Cayman Island Volleyball	600.00	59.0526	35,431.57
Trinidad & Tobago Volleyball Federation	600.00	59.0526	35,431.57
Federacion Hondureña de Voleibol	600.00	59.0526	35,431.57
Surinaamse Volleyball Bond	300.00	59.0526	17,715.79
St. Kitts Amateur Volleyball Association	300.00	59.0526	17,715.79
Hosting Fee	3,000.00	59.0526	177,158.03
	10,500.00		620,052.50

**B-6) U23 Norceca Beach Volleyball Continental Tournament
Held in Cayman Island**

-Entry Fee of participating teams:

	USD\$	Exchange	RD\$
Virgin Islands Volleyball Federation	900,00	59,0526	53.146,98
St. Kitts Amateur Volleyball Association	600,00	59,0526	35.431,57
USA Volleyball	600,00	59,0526	35.431,57
Federacion Nacional de Guatemala	600,00	59,0526	35.431,57
Canada Volleyball Association	1.200,00	59,0526	70.863,14
Jamaica Volleyball Federation	600,00	59,0526	35.431,57
Barbados Volleyball Federation	600,00	59,0526	35.431,57
Federacion Costarricense de Voleibol	600,00	59,0526	35.431,57
Federacion Salvadoreña de Voleibol	600,00	59,0526	35.431,57
Trinidad & Tobago Volleyball Federation	600,00	59,0526	35.431,57
Bermuda Volleyball Association	300,00	59,0526	17.715,79
Aruba Volleyball Asociation	300,00	59,0526	17.715,79
Hosting Fee	3.000,00	59,0526	177.158,24
	10.500,00		620.052,50

**B-7) U18 Norceca Beach Volleyball Qualification Championship
Held in Juan Dolio, Republica Dominicana**

-Entry Fee of participating teams:

	USD\$	Exchange	RD\$
Federacion Mexicana de Voleibol	600,00	57,2664	34.359,83
Trinidad & Tobago Volleyball Federation	600,00	57,2664	34.359,83
USA Volleyball	600,00	57,2664	34.359,83
Canada Volleyball Association	600,00	57,2664	34.359,83
Anguilla Amateur Volleyball Federation	300,00	57,2664	17.179,92
Bermudas Volleyball Association	300,00	57,2664	17.179,92
Antigua & Barbuda Amateur Volleyball	300,00	57,2664	17.179,92
Federacion Salvadoreña de Voleibol	300,00	57,2664	17.179,92
Federacion Puertorriqueña de Voleibol	600,00	57,2664	34.359,83
Federacion Nicaraguense de Voleibol	600,00	57,2664	34.359,83
Cayman Island Volleyball	600,00	57,2664	34.359,83
Dominica Amateur Volleyball Association	300,00	57,2664	17.179,92
Federacion Costarricense de Voleibol	600,00	57,2664	34.359,83
Federacion Nacional de Guatemala	600,00	57,2664	34.359,83
Grenada National Volleyball Association	300,00	57,2664	17.179,92
Virgin Islands Volleyball Federation	600,00	57,2664	34.359,83
Hosting Fee	3.000,00	57,2664	171.799,17
	10.800,00		618.477,00

**B-8) U21 Norceca Beach Volleyball Qualification Championship
Celebrada en Juan Dolio, Republica Dominicana**

-Entry Fee of participating teams:

	USD\$	Exchange	RD\$
Anguilla Amateur Volleyball Federation	300,00	62,7071	18.812,13
Antigua & Barbuda Amateur Volleyball	300,00	62,7071	18.812,13
St. Lucia Amateur Volleyball Association	600,00	62,7071	37.624,26
Barbados Volleyball	600,00	62,7071	37.624,26
Cayman Island Volleyball	600,00	62,7071	37.624,26
Trinidad & Tobago Volleyball Federation	600,00	62,7071	37.624,26
Federacion Nacional de Guatemala	600,00	62,7071	37.624,26
Federacion Nicaraguense de Voleibol	600,00	62,7071	37.624,26
Federacion Salvadoreña de Voleibol	600,00	62,7071	37.624,26
Federacion Puertorriqueña de Voleibol	600,00	62,7071	37.624,26
USA Volleyball	600,00	62,7071	37.624,26
Canada Volleyball Association	600,00	62,7071	37.624,26
Virgin Islands Volleyball Federation	300,00	62,7071	18.812,13
Federacion Costarricense de Voleibol	600,00	62,7071	37.624,26
Dominica Amateur Volleyball Association	300,00	62,7071	18.812,13
St. Kitts Amateur Volleyball Association	300,00	62,7071	18.812,13
Grenada National Volleyball Association	300,00	62,7071	18.812,13
Hosting Fee	3.000,00	62,7071	188.121,36
	11.400,00		714.861,00

**B-9) FIVB World Beach Volleyball Qualification Tournament
Held in Punta Cana, Republica Dominicana**

-Entry Fee of participating teams:

	USD\$	Exchange	RD\$
Canada Volleyball Association	1.600,00	65,2043	104.326,86
Federacion Salvadoreña de Voleibol	1.600,00	65,2043	104.326,86
Virgin Islands Volleyball Federation	1.600,00	65,2043	104.326,86
Federacion Nicaraguense de Voleibol	1.600,00	65,2043	104.326,86
Federacion Puertorriqueña de Voleibol	1.600,00	65,2043	104.326,86
Federacion Cubana de Voleibol	1.600,00	65,2043	104.326,86
Federacion Costarricense de Voleibol	1.600,00	65,2043	104.326,86
Cayman Island Volleyball	800,00	65,2043	52.163,43
Federacion Mexicana de Voleibol	1.600,00	65,2043	104.326,86
USA Volleyball	800,00	65,2043	52.163,43
Federacion Nacional de Guatemala	800,00	65,2043	52.163,43
Hosting Fee	3.000,00	65,2043	195.612,86
	18.200,00		1.186.718,00

**B-10) 5th Stage Beach Volleyball Continental Tour
Held in Surinam**

-Entry Fee of participating teams:

	USD\$	Exchange	RD\$
Canada Volleyball Association	600.00	60.6800	36,408.00
USA Volleyball	900.00	60.6800	54,612.00
Federacion Mexicana de Voleibol	600.00	60.6800	36,408.00
Virgin Islands Volleyball Federation	600.00	60.6800	36,408.00
St. Kitts Amateur Volleyball Association	300.00	60.6800	18,204.00
Hosting Fee	3,000.00	60.6800	182,040.00
	6,000.00		364,080.00

**B-11) 6th Stage Beach Volleyball Continental Tour
Held in Manzanillo, Mexico**

-Entry Fee of participating teams:

	USD\$	Exchange	RD\$
Canada Volleyball Association	1,200.00	61.8618	74,234.14
USA Volleyball	900.00	61.8618	55,675.61
Federacion Nacional de Guatemala	900.00	61.8618	55,675.61
Federacion Costarricense de Voleibol	600.00	61.8618	37,117.07
Federacion Puertorriqueña de Voleibol	900.00	61.8618	55,674.81
Trinidad & Tobago Volleyball Federation	300.00	61.8618	18,558.54
Federacion Salvadoreña de Voleibol	600.00	61.8618	37,117.07
Hosting Fee	3,000.00	61.8618	185,586.16
	8,400.00		519,639.00

**B-12) 7th Stage Beach Volleyball Continental Tour
Held in Guadalajara, Mexico**

-Entry Fee of participating teams:

	USD\$	Exchange	RD\$
Canada Volleyball Association	1,200.00	62.8443	75,413.20
Federacion Cubana de Voleibol	600.00	62.8443	37,706.60
Federacion Salvadoreña de Voleibol	600.00	62.8443	37,706.60
Federacion Nacional de Guatemala	600.00	62.8443	37,706.60
Virgin Islands Volleyball Federation	300.00	62.8443	18,853.30
Federacion Nicaraguense de Voleibol	600.00	62.8443	37,706.60
Federacion Puertorriqueña de Voleibol	900.00	62.8443	56,559.90
USA Volleyball	600.00	62.8443	37,706.60
Federacion Venezolana de Voleibol	1,200.00	62.8443	75,413.20
Federacion Costarricense de Voleibol	600.00	62.8443	37,706.60
Trinidad & Tobago Volleyball Federation	300.00	62.8443	18,853.30
Hosting Fee	3,000.00	62.8443	188,533.03
	10,500.00		659,865.50

**B-13) 8th Stage Beach Volleyball Continental Tour
Held in el Salvador**

-Entry Fee of participating teams:

	USD\$	Exchange	RD\$
Canada Volleyball Association	1,200.00	62.1211	74,545.26
Federacion Nicaraguense de Voleibol	900.00	62.1211	55,908.95
USA Volleyball	600.00	62.1211	37,272.63
Federacion Venezolana de Voleibol	600.00	62.1211	37,272.63
Federacion Dominicana de Voleibol	600.00	62.1211	37,272.63
Federacion Hondureña de Voleibol	600.00	62.1211	37,272.63
Federacion Nacional de Guatemala	900.00	62.1211	55,908.95
Federacion Puertorriqueña de Voleibol	600.00	62.1211	37,272.63
Federacion Mexicana de Voleibol	1,200.00	62.1211	74,545.26
Federacion Costarricense de Voleibol	900.00	62.1211	55,908.95
Bermuda Volleyball Association	300.00	62.1211	18,636.32
Hosting Fee	3,000.00	62.1211	186,363.16
	<u>11,400.00</u>		<u>708,180.00</u>

**B-14) 9th Stage Beach Volleyball Continental Tour
Held in Punta Cana, Republica Dominicana**

-Entry Fee of participating teams:

	USD\$	Exchange	RD\$
Canada Volleyball Association	900.00	62.2441	56,019.67
Federacion Cubana de Voleibol	600.00	62.2441	37,346.44
Federacion Salvadoreña de Voleibol	600.00	62.2441	37,346.44
Virgin Islands Volleyball Federation	600.00	62.2441	37,346.44
Federacion Nicaraguense de Voleibol	600.00	62.2441	37,346.44
USA Volleyball	900.00	62.2441	56,019.67
Federacion Venezolana de Voleibol	600.00	62.2441	37,346.44
Federacion Mexicana de Voleibol	900.00	62.2441	56,019.67
Federacion Costarricense de Voleibol	600.00	62.2441	37,346.44
Federacion Puertorriqueña de Voleibol	300.00	62.2441	18,673.22
Bermuda Volleyball Association	300.00	62.2441	18,673.22
Anguilla Amateur Volleyball Federation(AGU)	300.00	62.2441	18,673.22
Trinidad & Tobago Volleyball Federation	300.00	62.2441	18,673.22
Federacion Nacional de Guatemala	300.00	62.2441	18,673.22
Hosting Fee	3,000.00	62.2441	186,732.21
	<u>10,800.00</u>		<u>672,236.00</u>

**B-15) 10th Stage Beach Volleyball Continental Tour
Held in Managua, Nicaragua**

-Entry Fee of participating teams:

	USD\$	Exchange	RD\$
USA Volleyball	600.00	63.3258	37,995.47
St. Kitts Amateur Volleyball Association	1,200.00	63.3258	75,990.95
Canada Volleyball Association	1,200.00	63.3258	75,990.95
Virgin Islands Volleyball Federation	300.00	63.3258	18,997.74
Federacion Nacional de Guatemala	600.00	63.3258	37,995.47
Federacion Mexicana de Voleibol	600.00	63.3258	37,995.47
Federacion Costarricense de Voleibol	900.00	63.3258	56,993.21
Federacion Puertorriqueña de Voleibol	300.00	63.3258	18,997.74
Federacion Panameña de Voleibol	600.00	63.3258	37,995.47
Federacion Venezolana de Voleibol	600.00	63.3258	37,995.47
Federacion Dominicana de Voleibol	600.00	63.3258	37,995.47
Belize Volleyball Association	300.00	63.3258	18,997.74
Bermuda Volleyball Association	300.00	63.3258	18,997.74
Federacion Salvadoreña de Voleibol	300.00	63.3258	18,997.74
Hosting Fee	3,000.00	63.3258	189,977.37
	11,400.00		721,914.00

**B-16) Final of the Tour Norceca Beach Volleyball
Held in Juan Dolio, Republica Dominicana**

-Entry Fee of participating teams:

	USD\$	Exchange	RD\$
Canada Volleyball Association	600.00	62.8553	37,713.16
Belize Volleyball Association	600.00	62.8553	37,713.16
Federacion Nacional de Guatemala	600.00	62.8553	37,713.16
Federacion Panameña de Voleibol	600.00	62.8553	37,713.16
Federacion Mexicana de Voleibol	600.00	62.8553	37,713.16
Federacion Nicaraguense de Voleibol	300.00	62.8553	18,856.58
Federacion Puertorriqueña de Voleibol	600.00	62.8553	37,713.16
St. Kitts Amateur Volleyball Association	600.00	62.8553	37,713.16
Virgin Islands Volleyball Federation	300.00	62.8553	18,856.58
USA Volleyball	600.00	62.8553	37,713.16
Grenada National Volleyball Association	600.00	62.8553	37,713.16
Ligue de Volleyball de Martinique	600.00	62.8553	37,713.16
Federacion Salvadoreña de Voleibol	600.00	62.8553	37,713.16
Federacion Venezolana de Voleibol	600.00	62.8553	37,713.16
Federacion Cubana de Voleibol	300.00	62.8553	18,856.58
Antigua & Barbuda Amateur Volleyball	300.00	62.8553	18,856.58
Hosting Fee	3,000.00	62.8553	188,565.79
	11,400.00		716,550.00

B-17) U17 Norceca Girl´s Continental Championship
Held in San Jose, Costa Rica

-Entry Fee of participating teams:	USD\$	Exchange	RD\$
Federacion Mexicana de Voleibol	1.000,00	64,0143	64.014,29
Federacion Puertorriqueña de Voleibol	1.000,00	64,0143	64.014,29
Federacion Cubana de Voleibol	1.000,00	64,0143	64.014,29
Federacion Dominicana de Voleibol	1.000,00	64,0143	64.014,29
Canada Volleyball Association	1.000,00	64,0143	64.014,29
USA Volleyball	1.000,00	64,0143	64.014,29
Surinaamse Volleyball Bond	1.000,00	64,0143	64.014,29
Hosting Fee (Exonerate)			0,00
	7.000,00		448.100,00

B-18) U17 Norceca Boy´s Continental Championship
Held in Managua, Nicaragua

-Entry Fee of participating teams:	USD\$	Exchange	RD\$
Federacion Mexicana de Voleibol	1.000,00	63,7929	63.792,86
Federacion Puertorriqueña de Voleibol	1.000,00	63,7929	63.792,86
Federacion Costarricense de Voleibol	1.000,00	63,7929	63.792,86
Federacion Cubana de Voleibol	1.000,00	63,7929	63.792,86
Federacion Dominicana de Voleibol	1.000,00	63,7929	63.792,86
Barbados Volleyball	1.000,00	63,7929	63.792,86
USA Volleyball	1.000,00	63,7929	63.792,86
Hosting Fee (Exonerate)	0,00		
	7.000,00		446.550,02

B-19) U19 Norceca Women´s Pan American Cup
Held in Kingston, Canada

-Entry Fee of participating teams:	USD\$	Exchange	RD\$
Federacion Mexicana de Voleibol	1.500,00	61,04390	91.565,85
Federacion Venezolana de Voleibol	1.500,00	61,04390	91.565,85
Federacion Puertorriqueña de Voleibol	1.500,00	61,04390	91.565,85
Federacion Costarricense de Voleibol	1.500,00	61,04390	91.565,85
Federacion Dominicana de Voleibol	1.500,00	61,04390	91.565,85
USA Volleyball	1.500,00	61,04390	91.565,85
Hosting Fee	60.000,00	61,04390	3.662.634,90
	69.000,00		4.212.030,00

B-20) U19 Norceca Men´s Pan American Cup
Held in Morelos Cuernava, Mexico

-Entry Fee of participating teams:	USD\$	Exchange	RD\$
Federacion Venezolana de Voleibol	1.500,00	60,62094	90.931,40
Federacion Puertorriqueña de Voleibol	1.500,00	60,62094	90.931,40
Federacion Panameña de voleibol	1.500,00	60,62094	90.931,40
Surinaamse Volleyball Bond	1.500,00	60,62094	90.931,40
Canada Volleyball Association	1.500,00	60,62094	90.931,40
USA Volleyball	1.500,00	60,62094	90.931,40
Federacion Chilena de Voleibol	1.500,00	60,62094	90.931,40
Hosting Fee	75.000,00	60,62094	4.546.570,18
	85.500,00		5.183.090,00

**B-21) U21 Norceca Women's Pan American Cup
Held in San Jose Costa Rica**

-Entry Fee of participating teams:	USD\$	Exchange	RD\$
Federacion Puertorriqueña de Voleibol	2.000,00	62,2743	124.548,51
Federacion Mexicana de Voleibol	2.000,00	62,2743	124.548,51
Federacion Dominicana de Voleibol	2.000,00	62,2743	124.548,51
Canada Volleyball Association	2.000,00	62,2743	124.548,51
USA Volleyball	2.000,00	62,2743	124.548,51
Federacion Chilena de Voleibol	2.000,00	62,2743	124.548,51
Publicity and Marketing Rights	2.000,00	62,2743	124.548,51
Hosting fee, Publicity and Marketing Rights	80.000,00	62,2743	4.981.940,43
	94.000,00		5.853.780,00

**B-22) U21 Norceca Men's Pan American Cup
Held in Calgary, Canada**

-Entry Fee of participating teams:	USD\$	Exchange	RD\$
Federacion Puertorriqueña de Voleibol	2.000,00	64,5720	129.144,00
Federacion Chilena de Voleibol	2.000,00	64,5720	129.144,00
USA Volleyball	2.000,00	64,5720	129.144,00
Barbados Volleyball	2.000,00	64,5720	129.144,00
Federacion Mexicana de Voleibol	2.000,00	64,5720	129.144,00
Hosting Fee	80.000,00	64,5720	5.165.760,00
	90.000,00		5.811.480,00

**B-23) Norceca Women's Final Four
Held in Manati, Puerto Rico**

-Entry Fee of participating teams:	USD\$	Exchange	RD\$
Federacion Mexicana de Voleibol	3.000,00	64,0143	192.042,94
Federacion Costarricense de Voleibol	3.000,00	64,0143	192.042,94
Trinidad & Tobago Volleyball Federation	3.000,00	64,0143	192.042,94
Hosting Fee	100.000,00	64,0143	6.401.431,19
	109.000,00		6.977.560,00

B-24) Norceca Men´s Final Four**Held in Puebla, Mexico**

-Entry Fee of participating teams:	USD\$	Exchange	RD\$
Federacion Nacional de Guatemala	3.000,00	60,2712	180.813,49
Federacion Puertorriqueña de Voleibol	3.000,00	60,2712	180.813,49
Federacion Dominicana de Voleibol	3.000,00	60,2712	180.813,49
Hosting Fee	120.000,00	60,2712	7.232.539,53
	129.000,00		7.774.980,00

B-25) Norceca Women´s Final Six**Held in Guadalajara, Mexico**

-Entry Fee of participating teams:	USD\$	Exchange	RD\$
Federacion Cubana de Voleibol	3.000,00	60,9939	182.981,79
Federacion Dominicana de Voleibol	3.000,00	60,9939	182.981,79
USA Volleyball	3.000,00	60,9939	182.981,79
Canada Volleyball Association	3.000,00	60,9939	182.981,79
Federacion Puertorriqueña de Voleibol	3.000,00	60,9939	182.981,79
Publicidad en Uniformes	5.000,00	60,9939	304.969,64
Hosting Fee	120.000,00	60,9939	7.319.271,43
	140.000,00		8.539.150,00

B-26) Norceca Men´s Final Six**Held in Ponce, Puerto Rico**

-Entry Fee of participating teams:	USD\$	Exchange	RD\$
Federacion Mexicana de Voleibol	3.000,00	64,0007	192.002,09
Surinaamse Volleyball Bond	3.000,00	64,0007	192.002,09
USA Volleyball	3.000,00	64,0007	192.002,09
Canada Volleyball Association	3.000,00	64,0007	192.002,09
Federacion Dominicana de Voleibol	3.000,00	64,0007	192.002,09
Hosting Fee	100.000,00	64,0007	6.400.069,57
	115.000,00		7.360.080,00

B-27) U23 Norceca Women´s Panamerican Cup**Held in Leon Guanajuato, Mexico**

-Entry Fee of participating teams:	USD\$	Exchange	RD\$
Federacion Dominicana de Voleibol	2.500,00	61,5332	153.833,10
Federacion Cubana de Voleibol	2.500,00	61,5332	153.833,10
Surinaamse Volleyball Bond	2.500,00	61,5332	153.833,10
USA Volleyball	2.500,00	61,5332	153.833,10
Federacion Costarricense de Voleibol	2.500,00	61,5332	153.833,10
Federacion Nicaraguense den Voleibol	2.500,00	61,5332	153.833,10
Canada Volleyball Association	2.500,00	61,5332	153.833,10
Publicidad en Uniformes	3.000,00	61,5332	184.600,72
Hosting Fee	100.000,00	61,5332	6.153.322,84
Publicity and Marketing Rights	20.000,00	61,5332	1.230.664,77
	140.500,00		8.645.420,00

**B-28) U23 Norceca Men´s Panamerican Cup
Held in Ciudad de Guatemala, Guatemala**

-Entry Fee of participating teams:	USD\$	Exchange	RD\$
USA Volleyball	2.500,00	60,7409	151.852,19
Belice Volleyball Association	2.500,00	60,7409	151.852,19
Federacion Mexicana de Voleibol	2.500,00	60,7409	151.852,19
Surinaamse Volleyball Bond	2.500,00	60,7409	151.852,19
Federacion Costarricense de Voleibol	2.500,00	60,7409	151.852,19
Federacion Dominicana de Voleibol	2.500,00	60,7409	151.852,19
Federacion Venezolana de Voleibol	2.500,00	60,7409	151.852,19
Hosting Fee	100.000,00	60,7409	6.074.090,00
Publicity and Marketing Rights	25.000,00	60,7409	1.518.519,65
	142.500,00		8.655.575,00

**B-29) XVIII Norceca Panamerican Men´s Cup
Held in Leon Guanajuato, Mexico**

-Entry Fee of participating teams:	USD\$	Exchange	RD\$
Federacion Puertorriqueña de Voleibol	3.000,00	60,3648	181.094,26
Federacion Cubana de Voleibol	3.000,00	60,3648	181.094,26
Antigua & Barbudas	3.000,00	60,3648	181.094,26
Federacion Nacional de Guatemala	3.000,00	60,3648	181.094,26
Federacion Chilena de Voleibol	3.000,00	60,3648	181.094,26
USA Volleyball	3.000,00	60,3648	181.094,26
Federacion Dominicana de Voleibol	3.000,00	60,3648	181.094,26
Canada Volleyball Association	3.000,00	60,3648	181.094,26
Surinaamse Volleyball Bond	3.000,00	60,3648	181.094,26
Federacion Colombiana de Voleibol	3.000,00	60,3648	181.094,26
Federacion Venezolana de Voleibol	3.000,00	60,3648	181.094,26
Hosting Fee	150.000,00	60,3648	9.054.713,09
	183.000,00		11.046.749,98

**B-30) XXII Norceca Panamerican Women´s Cup
Held in Colima, Mexico**

-Entry Fee of participating teams:	USD\$	Exchange	RD\$
Federacion Puertorriqueña de Voleibol	3.000,00	57,3163	171.948,97
Federacion Costarricense de Voleibol	3.000,00	57,3163	171.948,97
Federacion Cubana de Voleibol	3.000,00	57,3163	171.948,97
Trinidad & Tobago Volleyball Federation	3.000,00	57,3163	171.948,97
Federacion Dominicana de Voleibol	3.000,00	57,3163	171.948,97
Canada Volleyball Association	3.000,00	57,3163	171.948,97
Federacion Venezolana de Voleibol	3.000,00	57,3163	171.948,97
Federacion Colombiana de Voleibol	3.000,00	57,3163	171.948,97
USA Volleyball	3.000,00	57,3163	171.948,97
Federacion Peruana de Voleibol	3.000,00	57,3163	171.948,97
Publicidad en Uniformes	5.000,00	57,3163	286.576,64
Hosting Fee	150.000,00	57,3163	8.597.454,14
	185.000,00		10.603.520,50

Total Events and Activities

102.277.598,00

7C) Advertising and Marketing Rights

Economical Contribution 2025

(USD\$350,000.00 at an exchange rate of RD\$62.75)	21,962,500.00	
Sport Equipment 2025		
(USD\$900,000.00 at an exchange rate of RD\$62.7605292)	<u>56,484,473.32</u>	78,446,973.32

Advertinsing on Uniforms

PAEK Year 2025 (USD\$8,750.00 at an exchange rate of RD\$62.90)	550,375.00	
ERREA Sport Year 2025 (USD\$7,500.00 at an exchange rate of RD\$62.90)	<u>471,750.00</u>	<u>1,022,125.00</u>

Total Adversiting and Marketing Rights **79,469,098.32**

7D)-Bank Interest **300,376.14**

7E) Antidoping Test Fees

Contributions from National Federations for Antidoping test during the 2025 (USD\$52,500.00 at an exchange rate of RD\$ 61.7779)		3,243,344.64
--	--	---------------------

7F) International Transfer Certificates, ITC

(USD\$122,993.84 at an exchange rate of RD\$63.73225944)		7,838,675.32
--	--	---------------------

7H) Other Income

a) Diference in Exchange rate	386,003.79	
b) Fines (Costa Rica, Cuba, Trinidad & Tobago, Dominican Republic, Nicaragua, El Salvador y US Virgin Island, USD\$24,050.00at an exchange rate of RD\$62.66)	1,506,980.00	
c) Others	<u>1,957,588.59</u>	
Total Other Income		<u>3,850,572.38</u>

Total Income **198,165,417.11**

NOTE 9

Prepaid Expenses

Federacion Costarricense de Voleibol (Air Tickets USD\$24,000.00 at an exchange rate of RD\$62.90)	1,509,600.00	
Rental Apartment USD\$5,400.00 at an exchange rate of RD\$62.90)	<u>339,660.00</u>	<u>1,849,260.00</u>

NOTE 8

8(a)

INVENTORY AS OF DECEMBER 31 st , 2025						
CODE	DETAIL	INVENTORY AT 31-12-2025	ACQUISITION COST IN US\$	TOTAL IN US\$	EXCHANGE RATE	VALUE IN RD\$
001-07	VOLLEYBALL FIVB (BALLS V5M5000) 2022	38	30.6409	1,164.35	54.3600	63,294.29
001-07	VOLLEYBALL FIVB (BALLS V5M5000) 2023	1500	30.3615	45,542.25	54.6300	2,487,973.11
001-09	VOLLEYBALL FIVB (BALLS V5M4000) 2022	0	27.6410	0.00	54.3600	0.00
001-09	VOLLEYBALL FIVB (BALONES V5M4000) 2023	8368	27.3615	228,961.03	54.6300	12,508,141.17
002-04	BEACH VOLLEYBALL FIVB (BALLS BV5000) 2024	43	30.0000	1,290.00	60.8900	78,548.10
003-04	BALL CART (BKF-BLU) 2024	11	205.8183	2,264.00	50.7000	114,784.87
004-04	LINESMAN FLAG (YELLOW FLAGS VLF40ALY) 2022	43	53.2700	2,290.61	54.9700	125,914.83
005-04	LINESMAN FLAG (RED FLAGS VLF40ALR) 2022	94	53.2700	5,007.38	54.9700	275,255.68
007-01	COACHING PORTFOLIO (TRAINING PORTAFOLIO MSBV STRATEGIC SLATE) 2019	51	50.5400	2,577.54	50.7000	130,681.28
008-01	SCOREBOARD (CT 15) 2023	8	49.0000	392.00	51.3800	20,140.96
009-01	AIR PUMP (PUMPS FOR INFLATING BALLS HPGDXSL) 2021	33	17.1300	565.29	57.8700	32,713.33
009-01	AIR PUMP (PUMPS FOR INFLATING BALLS HPGDXSL) 2022	54	23.2720	1,256.69	54.97	69,080.14
013	MARKING TAPE PT5W 2015 COURT MARKER	117	5.8856	688.61	44.9999	30,987.58
013	MARKING TAPE PT5W 2019 COURT MARKER	400	15.0000	6,000.00	50.4800	302,880.00
014	WHISTLE FOR REFEREES	31	30.2400	937.44	52.0327	48,777.51
						16,289,172.85

8(b)

INVENTORY AS OF DECEMBER 31 st , 2025						
CODE	DETAIL	INVENTORY AT 31-12-2025	ACQUISITION COST IN US\$	TOTAL IN US\$	EXCHANGE RATE	VALUE IN RD\$
001-01	BALLS VLS300 2014	215	44.92	9,657.80	43.22	417,410.12
001-01	BALLS VLS300 2015	240	48.74	11,697.77	45.78	535,523.82
001-01	BALLS VLS300 2016	80	51.00	4,079.89	50.48	205,952.87
001-01	BALLS VLS300 2019	170	75.00	12,750.00	50.48	643,620.00
001-02	BALLS VLS300 PLAYA	472	35.28	16,652.16	56.71	944,343.99
001-03	BALLS V330 W SALA 2024	65	26.78	1,740.70	56.71	98,715.10
001-03	BALLS V330 W SALA 2025	1,000	35.32	35,324.55	61.62	2,176,698.72
001-04-1	BALLS V300 W SALA	827	42.69	35,308.39	61.62	2,175,703.13
001-04-2	BALLS V300W	4,000	42.62	170,492.71	62.77	10,701,827.14
001-05	BALLS MVA -200w, 2017	145	50.45	7,314.84	47.37	346,503.75
001-05-01	BALLS V -200w, 2025	2,930	48.32	141,590.93	61.62	8,724,833.06
001-05-02	BALLS V -200W,2025	2,500	48.25	120,632.94	62.77	7,572,129.71
001-07	BALLS VKL 30 DE PLAYA	100	17.25	1,725.31	56.71	97,842.33
001-08-01	BALLS BV55 1C PLAYA 2024	1,135	26.80	30,423.16	61.62	1,874,675.33
001-08-02	BALLS M551C PLAYA	3,000	26.73	80,199.53	62.77	5,034,124.46
001-09	BALLS V345 W SCHOOL 2024	1,348	13.68	18,436.25	58.46	1,077,783.46
001-09-01	BALLS V345 W SCHOOL 2024	2,000	18.32	36,649.10	61.62	2,258,317.44
001-09-02	BALLS V345 W SCHOOL 2025	6,000	12.90	77,419.06	62.77	4,859,594.31
001-09-32	BALLS V345 W SCHOOL 2025	3,000	13.98	41,954.53	61.76	2,591,111.73
001-10-01	BALLS BV550C WYBR PLAYA 2024	910	62.06	56,478.74	61.62	3,480,219.95
001-10-02	BALLS BV550C-WYBR 2024	118	71.34	8,418.39	60.90	512,641.32
001-10-03	BALLS M550C PLAYA 2025	1,500	61.99	92,989.76	62.77	5,836,967.53
001-11	BALLS VQ2000	500	37.89	18,947.10	62.76	1,189,120.09
001-12	BALLS MV210	2,000	25.25	50,506.35	62.77	3,170,283.77
002-01	NETS SALA 2012	8	108.00	864.00	39.08	33,765.12
002-02	NETS SALA VBN-2 2023	125	40.82	5,102.50	56.62	288,903.55

002-02-01	NETS SALA VBN-2 2024	1,500	40.59	60,884.98	61.62	3,751,732.67
002-02-02	NETS SALA VBN-2 2025	975	40.68	39,667.80	62.76	2,489,550.92
002-02-03	NETS SALA VBN-3 2024	1,330	42.83	56,963.89	61.62	3,510,114.60
002-02-03-01	NETS SALA VBN-3 2025	900	42.92	38,632.43	62.76	2,424,571.17
002-03	NETS AC NET 200 H	95	252.02	23,941.90	56.62	1,355,590.38
002-04	NETS ACNT200H 2024	20	250.65	5,013.00	58.46	293,059.98
	NETS ACNT200H 2025	200	246.99	49,397.05	60.89	3,007,786.25
002-05	NETS ACNT200H 2025	50	226.22	11,310.85	62.60	708,058.98
002-06	NETS ACNT300H 2024	116	250.65	29,075.40	58.46	1,699,747.88
002-6-01	NETSACNT300H 2024	50	242.82	12,140.86	61.62	748,119.90
002-6-01	NETS ACNT300H 2025	150	246.99	37,047.79	60.89	2,255,839.69
002-6-01	NETS ACNT300H 2025	50	226.22	11,310.85	62.60	708,058.98
003-01	ANTENNAS 2011	22	108.00	2,376.00	37.15	88,268.40
003-02	ANTENNAS 2012	8	108.00	864.00	39.08	33,765.12
003-03	ANTENNAS AC -AN-200 2024	110	50.32	5,535.20	56.62	313,403.02
003-03-01	ANTENNAS AC -AN-200 2024	1,032	50.30	51,913.02	61.62	3,198,880.08
003-03-02	ANTENNAS AC -AN-200 2025	500	54.21	27,103.07	62.77	1,701,259.44
004-001	GAME LINE MIKASA 2011	13	85.00	1,105.00	37.15	41,050.75
004-001	GAME LINE MIKASA 2012	8	85.00	680.00	39.08	26,574.40
006-01	BALLS CARRY CAR 2012	3	110.00	330.00	39.15	12,919.50
006-02-01	BALLS CARRY CAR BS100	43	204.30	8,784.78	61.62	541,318.21
006-02-02	CARRITOS DE MANOS AC-BC200W MIKASA 2025	250	97.08	24,269.23	62.60	1,519,253.92
006-03	BALLS CART AC-BC200W 2023	0	95.65	0.00	58.46	0.00
006-03-01	BALLS CART AC-BC200W 2024	177	100.62	17,809.01	61.62	1,097,390.94
007-01	BULTOS REFERRE (REFERE BAG) ACVRC2	100	26.02	2,602.00	56.62	147,325.24
0010-02	REFEERE BAG AC-VRC2	87	6.65	578.55	58.46	33,822.03

0010-02-01	BAGS BA-50 MIKASA 2024	148	48.95	7,243.99	61.62	446,374.42
0010-02-01	BAGS BA-5100MIKASA 2024	300	49.87	14,960.08	62.60	936,500.81
008-01-01	(ICE BAG) ICE 2024	186	15.56	2,893.65	61.62	178,306.46
008-01-02	ICB23 ICE BAG	350	14.63	5,119.42	62.60	320,475.99
009-02	(WHISTLE) BAT 500-BK 2024	34	11.71	398.05	61.62	24,527.60
010-01	SET TAPE (LIVE TAPE) LTV 5025 W 2024	242	20.02	4,844.84	56.62	274,314.84
008-01	TARJETAS DE AMONESTACION DE ARBITROS VK 2024	100	10.39	1,039.00	58.46	60,739.94
011-01	AIR PRESSURE GAUGE AG500	65	31.27	2,032.55	56.62	115,082.98
011-01-01	AIR PRESSURE GAUGE AG500	50	31.33	1,566.35	62.60	98,053.28
011-02	AIR PRESSURE GAUGE AG500 2024	100	31.33	3,132.72	61.62	193,038.43
011-03	HAMD PUMP AP HSK-B	100	8.58	857.69	62.60	53,691.57
0012-01	(BETTLE CARRIER) BC6-BL	51	11.02	562.02	56.62	31,821.57
0013-01	SCORDBOARD SB-V 2023	50	38.15	1,907.50	58.46	111,512.45
0013-02	SCORDBOARD SB-V 2024	100	48.88	4,887.72	61.62	301,181.53
0013-03	PIZARRA DE ANOTACION AC HC100B BK 2025	49	25.49	1,249.15	61.62	76,972.42
0013-04	BV-V TACTIC BOARD SET	100	48.88	4,887.69	62.60	305,969.57
0014-01	FLAGS BA17 2024	0	23.15	0.00	58.46	0.00
0014-02	FLAGS BA17 2025	78	24.58	1,917.02	61.62	118,127.04
0014-03	FLAGS BA17 2025	200	24.58	4,915.39	62.60	307,703.14
0015-01	RODILLERAS 830SR BLANCAS 2024	268	17.89	4,794.52	60.89	291,938.32
0015-02	RODILLERAS 832 SR NEGRAS 2024	268	17.89	4,794.52	60.89	291,938.32
0015-03	RODILLERAS AC-NP 220 L NEGRAS LARGE 2024	193	10.52	2,030.36	60.89	123,628.62
0015-04	RODILLERAS AC-NP 220 L NEGRAS MIDIMUM 2024	198	10.52	2,082.96	60.89	126,831.43
0015-05	RODILLERAS AC-NP 220 L NEGRAS LARGE 2025	200	11.08	2,215.95	62.43	138,341.84
0015-06	RODILLERAS AC-NP 220 L NEGRAS MIDIMUM 2025	200	11.08	2,215.95	62.43	138,341.84
0015-07	WHITE KNEE PADS 832R 2025	500	18.45	9,224.88	62.43	575,909.14
0015-08	BLACK KNEE PADS 832 2025	500	18.45	9,224.88	62.43	575,909.14
0016-01	SET TAPE (LIVE TAPE) LTV 5025 W 2024	245	25.48	6,241.92	61.62	384,627.28
0017-01	AC-NP 220 L BLACK LARGE KNEE GUARDS	26	10.75	279.43	61.62	17,215.95
0017-02	AC-NP 220 L BLUE KNEE GUARDS	50	10.75	537.36	61.62	33,112.23
						105,208,262.40

8(F)						
MIZUNO UNIFORMS INVENTORY AS OF DECEMBER 31st, 2025						
CODE	DETAIL	INVENTORY AT 31-12-2025	ACQUISITION COST IN US\$	TOTAL IN US\$	EXCHANGE RATE	VALUE IN RD\$
001-01-01	SAMURAI WHEEL BAG G3 RY-BK 360163.5290.01.0000	9	46.800000	421.20	39.030000	16,439.44
001-02-02	L/S PERFORMANCE TOP G2 RY 350291.5252.05 MED	3	36.775000	110.33	39.030000	4,305.98
001-02-03	L/S PERFORMANCE TOP G2 RY 350291.5252.06 LARGE	2	36.775000	73.55	39.030000	2,870.66
001-02-04	L/S PERFORMANCE TOP G2 RY 350291.5252.07 XL	4	36.775000	147.10	39.030000	5,741.31
001-03-02	PRESTIGE DRI LITE TEE ROYAL 350244.5252.05 MED	3	30.015000	90.05	39.030000	3,514.46
001-03-03	PRESTIGE DRI LITE TEE ROYAL 350244.5252.06 LARGE	2	30.015000	60.03	39.030000	2,342.97
001-03-04	PRESTIGE DRI LITE TEE ROYAL 350244.5252.07 XL	4	30.015000	120.06	39.030000	4,685.94
001-04-02	TEAM PIPED POLO WHITE 350293.0000.05 MED	3	31.575000	94.73	39.030000	3,697.12
001-04-03	TEAM PIPED POLO WHITE 350293.0000.06 LARGE	5	31.575000	157.88	39.030000	6,161.86
001-04-04	TEAM PIPED POLO WHITE 350293.0000.07 XL	1	31.575000	31.58	39.030000	1,232.37
001-05-02	TEAM PIPED POLO ROYAL 350293.5252.05 MED	3	31.575000	94.73	39.030000	3,697.12
001-05-03	TEAM PIPED POLO ROYAL 350293.5252.06 LARGE	5	31.575000	157.88	39.030000	6,161.86
001-05-04	TEAM PIPED POLO ROYAL 350293.5252.07 XL	1	31.575000	31.58	39.030000	1,232.37
001-06-02	MENS SHORT WITH POCKETS ROYAL 350163.5252.05 MED	3	11.448000	34.34	39.030000	1,340.45
001-06-03	MENS SHORT WITH POCKETS ROYAL 350163.5252.06 LARGE	2	11.448000	22.90	39.030000	893.63
001-06-04	MENS SHORT WITH POCKETS ROYAL 350163.5252.07 XL	4	11.448000	45.79	39.030000	1,787.26
001-07-02	WARM UP PANT G2 BLACK 350290.9090.05 MED	3	26.000000	78.00	39.030000	3,044.34
001-07-03	WARM UP PANT G2 BLACK 350290.9090.06 LARGE	2	26.000000	52.00	39.030000	2,029.56
001-07-04	WARM UP PANT G2 BLACK 350290.9090.07 XL	4	26.000000	104.00	39.030000	4,059.12
001-08-03	MENS VOLLEY BROADSHORT RY-WH 440307.5200.06 LARGE	6	17.500000	105.00	39.030000	4,098.15
001-08-04	MENS VOLLEY BROADSHORT RY-WH 440307.5200.07 XL	3	17.500000	52.50	39.030000	2,049.08
002-01-04	STAFF POLOS SHIRTS, FIVB-NORCECA LOGOS, WHITE 2XL	2	31.885564	63.77	42.460000	2,707.72
002-01-05	STAFF POLOS SHIRTS, FIVB-NORCECA LOGOS, WHITE 3XL	1	31.885564	31.89	42.460000	1,353.86
002-01-08	STAFF POLOS SHIRTS, FIVB-NORCECA LOGOS, WHITE 6XL	1	31.885564	31.89	42.460000	1,353.86
002-02-03	STAFF POLOS SHIRTS, FIVB-NORCECA LOGOS, BLACK XL	5	31.885564	159.43	42.460000	6,769.31
002-02-04	STAFF POLOS SHIRTS, FIVB-NORCECA LOGOS, BLACK 2XL	12	31.885564	382.63	42.460000	16,246.33
002-02-05	STAFF POLOS SHIRTS, FIVB-NORCECA LOGOS, BLACK 3XL	18	31.885564	573.94	42.460000	24,369.50
002-02-06	STAFF POLOS SHIRTS, FIVB-NORCECA LOGOS, BLACK 4XL	1	31.885564	31.89	42.460000	1,353.86
002-02-08	STAFF POLOS SHIRTS, FIVB-NORCECA LOGOS, BLACK 6XL	1	31.885564	31.89	42.460000	1,353.86
002-03-04	STAFF POLOS SHIRTS, FIVB-NORCECA LOGOS, NAVY BLUE 2XL	10	31.885564	318.86	42.460000	13,538.61
002-03-05	STAFF POLOS SHIRTS, FIVB-NORCECA LOGOS, NAVY BLUE 3XL	2	31.885564	63.77	42.460595	2,706.61
TOTAL						153,138.57

8(G)

GERFLOR AND SPORT COURT INVENTORY AS OF DECEMBER 31st, 2025

CODE	DETAIL	INVENTORY AT 31-12-2025	ACQUISITION COST IN US\$	TOTAL IN US\$	EXCHANGE RATE	VALUE IN RD\$
	1 FLOOR					
001-02-01	TAPE GERFLOR 2015	5	25.990000	129.95	44.200000	5,743.79
001-02-02	ROLLS COURT GERFLOR 2015	26	1,461.700000	38,004.20	44.199915	1,679,782.41
001-02-03	TAPE MACHINE 2015 (SMALL)	1	271.950000	271.95	44.200000	12,020.19
001-02-04	ROLLS LOGO GERFLOR 2015	1	59.220000	59.22	44.200000	2,617.52
	1 FLOOR					
002-02-01	BLACK TAPE GERFLOR 2016 (BIG)	6	32.160000	192.96	46.290000	8,932.12
002-02-02	ROLLS COURT GERFLOR 2016	24	1,792.100000	43,010.40	46.289929	1,990,948.36
002-02-03	TAPE MACHINE 2016 (SMALL)	1	43.310000	43.31	46.290000	2,004.82
002-02-04	ROLLS COURT GERFLOR 2016	1	62.850000	62.85	46.290000	2,909.33
002-02-05	TAPE INTERTAPE 2016	12	43.310000	519.72	46.290000	24,057.84
002-02-06	TAPE GERFLOR 2016 (MEDIUM)	5	34.940000	174.70	46.290000	8,086.86
	Cancha Sport Court 2022					
004-02-01	BLUE FLOOR 2022	11808	3.80494	44,928.73	54.87	2,465,239.42
004-03-01	YELLOW FLOOR 2022	2592	3.80494	9,862.40	54.87	541,149.89
004-02-02	BLUE FLOOR 2022	2592	3.80494	9,862.40	54.87	541,150.13
004-02-03	RUBBER FLOOR ROLLS 2023	34	75.22494	2,557.65	54.87	140,338.14
004-02-04	TAPE ROLLS 2022	21	12.22494	256.72	54.87	14,086.23
004-02-05	BORDERS OF TAPE 2022	284	1.47494	418.88	54.87	22,984.11
004-02-06	BLACK BORDERS OF TAPE 2022	10	0.97494	9.75	54.87	534.95
	Cancha Sport Court 2023					
004-02-01	BLUE FLOOR 2023	28368	2.92043	82,846.76	55.78	4,621,192.17
004-03-01	RED FLOOR 2023	9888	2.92043	28,877.21	55.78	1,610,770.88
004-02-02	RUBBER FLOOR ROLLS 2023	98	186.87210	18,313.47	55.78	1,021,525.36
004-02-03	TAPE ROLLS 2023	50	12.71210	635.61	55.78	35,454.33
004-02-04	BORDERS OF TAPE 2023	1880	2.07210	3,895.55	55.78	217,296.67
004-02-05	BLACK BORDERS OF TAPE 2023	24	2.14300	51.43	55.78	2,865.74
						14,971,691.26

8(H)

REFEREE UNIFORMS INVENTORY AS OF DECEMBER 31 ST , 2025						
CODE	DETAIL	INVENTORY AT 31-12-2025	ACQUISITION COST IN US\$	TOTAL IN US\$	EXCHANGE RATE	VALUE IN RD\$
001-01-01	REFEREE JACKET	6	9.752884	58.52	45.739120	2,677.11
001-02-02	REFEREE SWEATER	10	9.752884	97.53	45.740100	4,461.03
002-01-05	POLOS SHIRTS	44	9.752884	429.13	45.740000	20,074.37
002-01-06	PANTS	32	9.752884	312.09	45.740000	14,720.55
	TOTAL					41,933.06

8(I)

MIZUNO USA UNIFORMS INVENTORY AS OF DECEMBER 31 ST , 2025						
CODE	DETAIL	INVENTORY AT 31-12-2025	ACQUISITION COST IN US\$	TOTAL IN US\$	EXCHANGE RATE	VALUE IN RD\$
001-01-01	COMPETITION JERSEYS LONG SLEEVES (CAMISETAS COMPETENCIA CON MANGA LARGAS)	1348	28.9292	38,996.58	47.98	1,871,055.67
001-01-02	COMPETITION JERSEYS LONG SLEEVES (CAMISETAS COMPETENCIA SIN MANGAS)	768	28.9292	22,217.63	47.98	1,066,002.04
001-01-03	PRATICE JERSEYS LONG SLEEVES (CAMISTAS DE PRACTICS CON MANGA LARGAS)	230	28.9292	6,653.72	47.98	319,245.40
001-01-04	PRATICE JERSEYS LONG SLEEVES (CAMISETAS DE PRACTICAS SIN MANGAS)	926	28.9292	26,788.45	47.98	1,285,309.76
001-01-05	PRATICE JERSEYS LONG SLEEVES (CAMISETAS DE PRACTICAS MANGAS CORTAS)	11	29.6792	326.47	47.98	15,664.09
001-01-07	PRATICE JERSEYS LONG SLEEVES (CAMISETAS CON NUMEROS)	20	28.9292	578.58	47.98	27,760.47
001-01-08	JERSEYS (CAMISETAS DE PRACTICAS (ROJAS, AZUL , NEGRAS MANGAS LARGAS Y CORTAS) 2020	942	29.6113	27,893.84	58.34	1,627,326.89
002-02-01	WOMEN SNEAKER TENIS 2019	183	28.0255	5,128.67	50.42	258,587.58
003-03-01	MEN SNEAKER TENNIS 2017	42	111.1792	4,669.53	47.98	224,043.88
003-03-01	MEN SNEAKER TENNIS 2019	101	28.0255	2,830.58	50.42	142,717.73
004-04-01	USA COACHING JACKET	2	36.1792	72.36	47.98	3,471.76
005-05-01	MONO PANTS NAVY	9	57.6792	519.11	47.98	24,907.04
006-06-01	POLO SHIRT COACHING NAVY	9	31.1792	280.61	47.98	13,466.15
007-07-01	LICRA COACHING PANTS	1	29.4292	29.43	47.98	1,412.01
	TOTAL					6,880,970.47

8(J)

SENOH VOLLEYBALL NET INVENTORY AS OF DECEMBER 31 ST , 2025						
CODE	DETAIL	INVENTORY AT 31-12-2025	ACQUISITION COST IN US\$	TOTAL IN US\$	EXCHANGE RATE	VALUE IN RD\$
010-06	VOLLEYBALL NET (NET SENOH/FIVB) 2012	7	800,0000	5.600,0000	39,0800	218.848,00
010-06	VOLLEYBALL NET (NET SENOH/FIVB) 2019	6	138,3083	829,8498	51,9200	43.085,81
010-06	VOLLEYBALL NET (NET SENOH/FIVB) 2019	3	139,2100	417,6300	50,7000	21.173,84
010-02	BEACH COURT LINE SENOH 2019	6	133,8824	803,2944	51,9200	41.706,82
010-02	BEACH COURT LINE SENOH 2019	3	134,7500	404,2500	50,7000	20.495,48
	Total					
011-03	VOLLEYBALL ANTENNA (ANTENNAS SENOH) 2010	2	108,0000	216,0000	37,3500	8.067,60
011-03	VOLLEYBALL ANTENNA (ANTENNAS SENOH) 2019	3	19,4900	58,4700	50,7000	2.964,43
011-03	VOLLEYBALL ANTENNA (ANTENNAS SENOH) 2019	6	19,3632	116,1790	51,9200	6.032,24
	TOTAL					362.374,22

8(K)

NORVO VOLLEYBALL NET INVENTORY AS OF 31 ST DECEMBER, 2025						
CODE	DETAIL	INVENTORY AT 31-12-2025	ACQUISITION COST IN US\$	TOTAL IN US\$	EXCHANGE RATE	VALUE IN RD\$
010-07	VOLLEYBALL NET (VOLLEYBALL NET NORVO) 2021	37	114,79780	4.247,5186	56,80	241.259,06
010-08	VOLLEYBALL NET (BEACH NET NORVO) 2021	88	88,40784	7.779,8899	56,80	441.897,75
010-09	NORVO 2021 YARN CONE	60	38,64315	2.318,5890	56,80	131.698,09
	TOTAL					814.854,90

8(L)

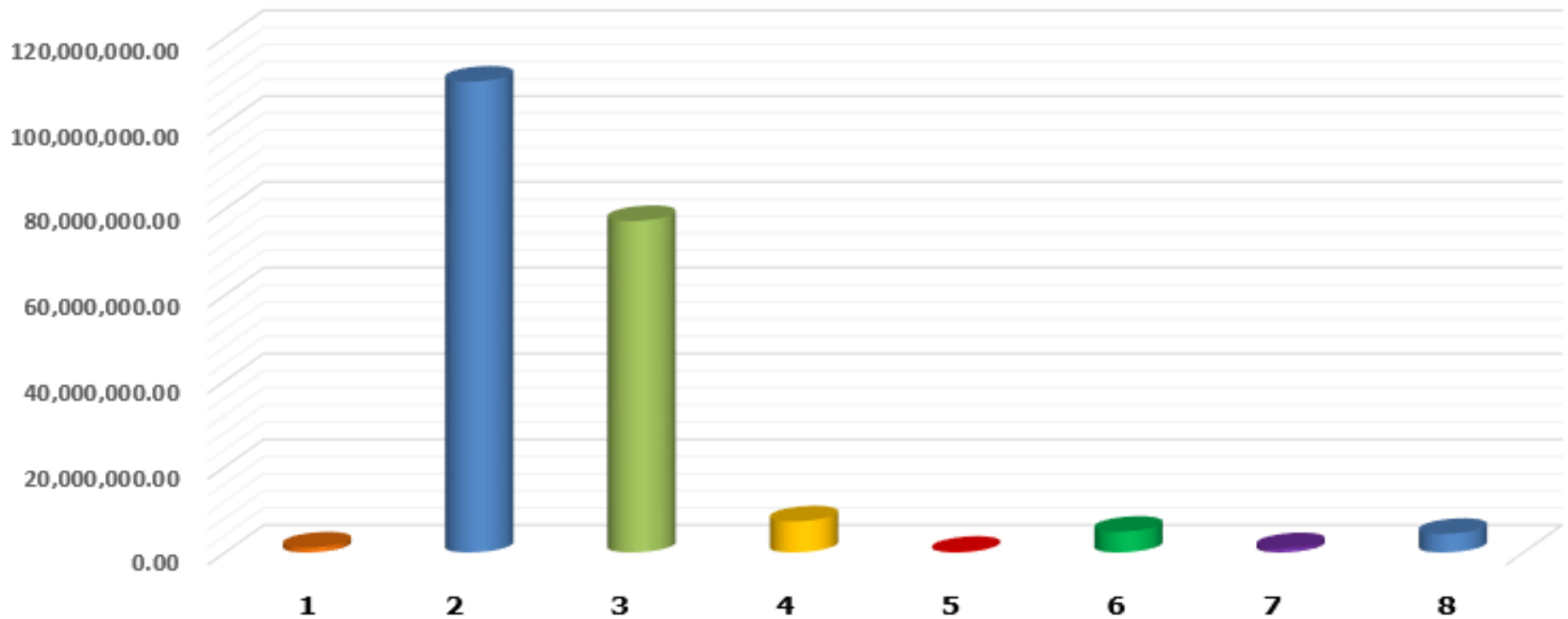
IN TRANSIT INVENTORY AS OF 31 ST DECEMBER, 2025						
CODE	DETAIL	INVENTORY AT 31-12-2025	ACQUISITION COST IN US\$	TOTAL IN US\$	EXCHANGE RATE	VALUE IN RD\$
010-07	WHISTLE BLACK	200,00	9,63	1.926,00	62,90	121.145,40
011-01	BALL CAR CAGE (JAULA)	50,00	202,22	10.111,00	62,90	635.981,90
010-08	LINE TAPE	200,00	23,40	4.680,00	62,90	294.372,00
010-09	SCOREC BOARD SET	302,00	21,50	6.493,00	62,90	408.409,70
017-01	PORTA BOTELLAS ROJO BC-6-BL	50,00	8,67	433,50	62,90	27.267,15
017-02	PORTA BOTELLAS AZULES BC-6-BL	50,00	8,67	433,50	62,90	27.267,15
	TOTAL			24.077,00		1.514.443,30

INCOME AND EXPENSES
GRAPHICS
2025



2025 INCOME

RDS198,165,417.11



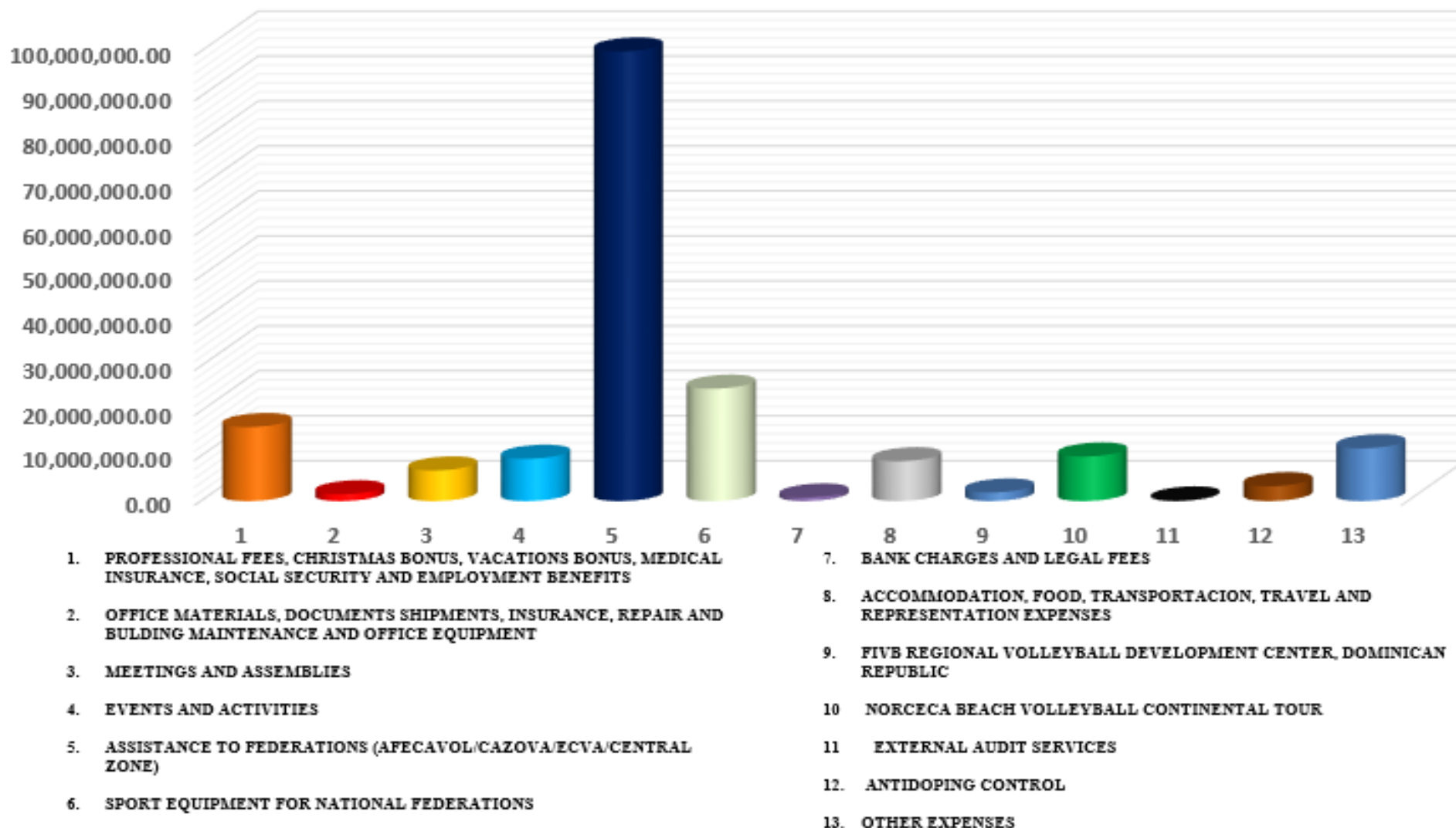
- 1. AFFILIATION FEE
- 2. EVENTS AND ACTIVITIES
- 3. PUBLICITY AND MARKETING RIGHT
- 4. INTERNATIONAL TRANSFER CERTIFICATE, ITC

- 5. BANK INTEREST
- 6. ANTIDOPING TEST INCOME
- 7. DONATIONS INCOME SPORT EQUIPMENT
- 8. OTHERS INCOME



2025 OPERATIONAL EXPENSES

RD\$194,372,408.06



INCOME AND EXPENSES EXECUTED
2025

NORCECA VOLLEYBALL CONFEDERATION
2025 FINANCIAL INCOME EXECUTED BUDGET
VALUES EXPRESSED IN RD\$

	BUDGET	EXECUTED	VARIATION	% VARIATION
	2025	2025		
REGISTRATION IN EVENTS:				
PAN AMERICAN WOMEN'S SENIOR CUP	2,076,684	1,719,490	(84,647)	(4.0761)
PAN AMERICAN MEN'S SENIOR CUP	2,076,684	1,992,037	(357,194)	(17.2002)
U17 NORCECA WOMEN'S CONTINENTAL CHAMPIONSHIP	440,509	448,100	7,591	1.7233
U17 NORCECA MEN'S CONTINENTAL CHAMPIONSHIP	440,509	446,550	7,591	1.7233
U23 WOMEN'S PAN AMERICAN CUP	1,101,272	1,076,832	(24,440)	(2.2193)
U23 MEN'S PAN AMERICAN CUP	1,101,272	1,062,965	(38,306)	(3.4784)
U21 WOMEN'S PAN AMERICAN CUP	881,017	747,291	(133,726)	(15.1786)
U21 MEN'S PAN AMERICAN CUP	881,017	645,720	(235,297)	(26.7075)
U19 WOMEN'S PAN AMERICAN CUP	660,763	549,395	(111,368)	(16.8544)
U19 MEN'S PAN AMERICAN CUP	660,763	636,520	(24,243)	(3.6690)
NORCECA BEACH VOLLEYBALL CONTINENTAL TOUR	8,495,525	7,788,908	(706,617)	(8.3175)
FINAL FOUR WOMEN'S QUALIFICATION TOURNAMENT	566,368	576,129	9,760	1.7233
FINAL FOUR MEN'S QUALIFICATION TOURNAMENT	566,368	542,440	(23,928)	(4.2248)
NORCECA WOMEN'S FINAL SIX	943,947	914,909	(29,038)	(3.0763)
NORCECA MEN'S FINAL SIX	943,947	960,010	16,063	1.7017
TOTAL	21,836,645	20,107,296	1,729,349	7.9195
HOSTING FEE:				
PAN AMERICAN WOMEN'S SENIOR CUP	7,551,578	8,597,454	1,045,876	13.8498
PAN AMERICAN MEN'S SENIOR CUP	7,551,578	9,054,713	1,503,135	19.9049
U17 NORCECA WOMEN'S CONTINENTAL CHAMPIONSHIP	3,146,491	0	(3,146,491)	(100.0000)
U17 NORCECA MEN'S CONTINENTAL CHAMPIONSHIP	3,146,491	0	(3,146,491)	(100.0000)
U23 WOMEN'S PAN AMERICAN CUP	6,292,982	6,153,323	(139,659)	(2.2193)
U23 MEN'S PAN AMERICAN CUP	6,292,982	6,074,090	(218,892)	(3.4783)
U21 WOMEN'S PAN AMERICAN CUP	5,349,034	4,981,940	(367,094)	(6.8628)
U21 MEN'S PAN AMERICAN CUP	5,349,034	5,165,760	(183,274)	(3.4263)
U19 WOMEN'S PAN AMERICAN CUP	3,146,491	3,662,635	516,144	16.4038
U19 MEN'S PAN AMERICAN CUP	3,146,491	4,546,570	1,400,079	44.4965
NORCECA BEACH VOLLEYBALL CONTINENTAL TOUR	2,831,842	2,930,625	98,783	3.4883
FINAL FOUR WOMEN'S QUALIFICATION TOURNAMENT	6,292,982	6,401,431	108,450	1.7233
FINAL FOUR MEN'S QUALIFICATION TOURNAMENT	6,292,982	7,232,540	939,558	14.9303
NORCECA WOMEN'S FINAL SIX	6,292,982	7,319,271	1,026,290	16.3085
NORCECA MEN'S FINAL SIX	6,292,982	6,400,070	107,088	1.7017
TOTAL	78,976,922	78,520,422	(456,500)	(0.5780)

PUBLICITY AND MARKETING				
PAN AMERICAN WOMEN'S SENIOR CUP	1,887,894	286,577	(1,601,318)	(84.8203)
PAN AMERICAN MEN'S SENIOR CUP	1,887,894	0	(1,887,894)	(100.0000)
U17 NORCECA WOMEN'S CONTINENTAL CHAMPIONSHIP	629,298	0	(629,298)	100.0000
U17 NORCECA MEN'S CONTINENTAL CHAMPIONSHIP	629,298	0	(629,298)	(100.0000)
U23 WOMEN'S PAN AMERICAN CUP	1,258,596	1,415,265	156,669	12.4479
U23 MEN'S PAN AMERICAN CUP	1,258,596	1,518,520	259,923	20.6518
U21 WOMEN'S PAN AMERICAN CUP	1,258,596	124,549	(1,134,048)	(90.1042)
U21 MEN'S PAN AMERICAN CUP	1,258,596	0	(1,258,596)	(100.0000)
U19 WOMEN'S PAN AMERICAN CUP	943,947	0	(943,947)	(100.0000)
U19 MEN'S PAN AMERICAN CUP	943,947	0	(943,947)	(100.0000)
NORCECA BEACH VOLLEYBALL CONTINENTAL TOUR	0	0	0	0.0000
FINAL FOUR WOMEN'S QUALIFICATION TOURNAMENT	1,258,596	0	(1,258,596)	(100.0000)
FINAL FOUR MEN'S QUALIFICATION TOURNAMENT	1,258,596	0	(1,258,596)	(100.0000)
NORCECA WOMEN'S FINAL SIX	1,887,894	304,970	(1,582,925)	(83.8460)
NORCECA MEN'S FINAL SIX	1,887,894	0	(1,887,894)	(100.0000)
TOTAL	18,249,642	3,649,880	(14,599,762)	(80.0003)
AFFILIATION FEE	1,205,086	1,185,752	(19,334)	(1.6043)
PUBLICITY SPORT EQUIPMENT	80,362,122	79,469,098	(893,024)	(1.1112)
INTERNATIONAL TRANSFER ATHLETES (ITC)	0	7,838,675	7,838,675	100.0000
ANTIDOPING INCOME	3,398,210	3,243,345	(154,865)	(4.5573)
OTHERS	0	3,850,573	3,850,573	100.0000
BANK INCOME	0	300,376	300,376	100.0000
TOTAL	204,028,627	198,165,417	(5,863,210)	(2.8737)

NORCECA VOLLEYBALL CONFEDERATION
2025 FINANCIAL EXPENSES EXECUTED BUDGET
VALUES EXPRESSED IN RD\$

		BUDGET	EXPENSES	VARIATION	%
	OPERATIONAL EXPENSES	AÑO 2025	AÑO 2025		
1	SALARIES	7,331,706	7,231,020	(100,686)	(1.3733)
2	NOTICE AND UNEMPLOYMENT FEE (BY LAW)	1,126,648	1,326,158	199,510	17.7083
3	VACATIONS (BY LAW)	357,873	270,816	(87,057)	(24.3262)
4	CHRISTMAS BONUSES (BY LAW)	1,034,090	1,039,136	5,046	0.4879
5	ATTENTION EMPLOYEES AND BONUSES	1,368,599	695,796	(672,803)	(49.1600)
6	SOCIAL SECURITY (BY LAW)	1,133,763	1,125,605	(8,157)	(0.7195)
7	LEGAL FEES	372,060	360,000	(12,060)	(3.2414)
8	PROFESSIONAL FEE	620,969	351,628	(269,341)	(43.3743)
9	EMPLOYEES TRAINING AND SCHOLARSHIPS	686,674	931,269	244,595	35.6202
10	PRESIDENT'S STIPEND	3,044,500	3,145,000	100,500	3.3010
11	OFFICE SUPPLY	462,495	342,525	(119,971)	(25.9398)
12	TELECOMMUNICATIONS SERVICE	482,616	438,800	(43,816)	(9.0788)
13	REPRESENTATION AND PUBLIC RELATIONS	536,198	1,651,334	1,115,136	207.9711
14	POSTAGE	84,810	104,286	19,475	22.9633
15	NEWSPAPERS AND MAGAZINES SUBSCRIPTIONS	14,185	13,725	(460)	(3.2414)
16	RENTAL ACCOUNTING AND CONSULTING SYSTEM	71,904	75,226	3,322	4.6204
17	SOUVERNIRE	0	151,972	151,972	100.0000
18	BUILDING REPAIR AND MAINTENANCE	85,756	3,590,978	3,505,222	4,087.4511
19	OFFICE EQUIPMENT MAINTENANCE AND REPAIR	188,107	208,574	20,467	10.8803
20	COMPUTERS DEPRECIATION	0	163,715	163,715	100.0000
21	OFFICE FURNITURE AND EQUIPMENT DEPRECIATION	0	265,503	265,503	100.0000
22	ELECTRIC GENERATOR MAINTENANCE	70,000	119,919	49,919	71.3123
23	OFFICE FURNITURE AND EQUIPMENT INSURANCE	49,543	84,759	35,216	71.0828
24	APARTMENT RENTAL FOR FOREIGN INSTRUCTORS	390,000	1,387,596	997,596	255.7939
25	DATA VOLI Y DATA VIDEO	339,964	395,662	55,699	16.3837
26	TRANSPORTATION, GASOLINE AND OIL	589,848	582,697	(7,152)	(1.2124)
27	ACCOMMODATION AND MEALS	701,095	625,520	(75,576)	(10.7797)
28	FRAMED AND LAMINATED	15,813	4,800	(11,013)	(69.6444)
29	DONATIONS	65,679	25,000	(40,679)	(61.9360)
30	WEBSITE	743,459	753,694	10,236	1.3768
31	SOUVERNIRE	537,027	98,172	(438,855)	(81.7193)
32	PERDIEM	3,486,843	5,189,486	1,702,643	48.8305
33	SPORT EQUIPMENT	57,227,338	24,219,710	(33,007,628)	(57.6781)
34	SPORT EQUIPMENT WAREHOUSE RENTAL	6,600,000	6,600,000	0	0.0000
35	AIR TICKETS	681,852	1,250,193	568,341	83.3525
36	CLEANING MATERIALS	7,613	20,049	12,436	163.3571
37	ANTIDOPING TEST	3,425,972	2,473,685	(952,287)	(27.7961)
38	INTERNET EXPENSES	138,380	88,829	(49,550)	(35.8076)
39	SPONSORSHIP	310,050	600,000	289,950	93.5172
40	PRINTS, PHOTOCOPIES AND BOOKBINDING	44,213	15,690	(28,523)	(64.5128)
41	PUBLICITY EXPENSES	2,873,223	728,491	(2,144,732)	(74.6455)
42	VISAS, PASSPORT AND DOCUMENTS LEGALIZATION	114,155	77,829	(36,326)	(31.8217)
43	MEDICAL ASSISTANCE AND MEDICINES	938,764	1,229,557	290,793	30.9761
44	EXTERNAL AUDIT SERVICES	786,623	1,029,314	242,691	30.8523
45	HONORARIES	0	612,000	612,000	100.0000
46	NORCECA CONGRESS	0	519,326	519,326	100.0000
47	WORKING AND COMMISSIONS MEETINGS	89,454	94,582	5,128	5.7328
48	FIVB REGIONAL VOLLEYBALL DEVELOPMENT CENTRE IN DOMINICAN REPUBLIC	1,975,328	1,713,685	(261,643)	(13.2455)
49	FINANCIAL ASSISTANCE FOR FEDERATIONS PARTICIPATING IN THE QUALIFICATION CHAMPIONSHIPS & TOURNAMENTS	78,561,844	92,374,161	13,812,317	17.5815
50	EVENTS AND ACTIVITIES	16,869,128	26,211,640	9,342,512	55.3823
51	BANKING AND FINANCIAL CHARGES	1,510,572	1,492,427	(18,145)	(1.2012)
52	CREDIT LINE INTEREST	0	212,413	212,413	100.0000
53	OTHER EXPENSES	387,393	58,457	(328,936)	(84.9101)
54	NATIONAL TEAMS TRAINING CAMPS	318,305	0	(318,305)	(100.0000)
55	BANNERES AND FLAGS	24,081	0	(24,081)	(100.0000)
56	AWARDS AND INCENTIVES	629,298	0	(629,298)	(100.0000)
		199,505,808	194,372,408	(5,133,400)	(2.5731)

**INCOME AND EXPENSES
BUDGET
2027-2028**

NORCECA VOLLEYBALL CONFEDERATION
2026-2027 INCOME BUDGET
VALUES EXPRESSED IN RD\$

	BUDGET 2026	BUDGET 2027
REGISTRATION FOR EVENTS:		
PAN AMERICAN WOMEN'S SENIOR CUP	2,178,447	2,286,280
PAN AMERICAN MEN'S SENIOR CUP	2,178,447	2,286,280
NORCECA WOMEN'S CONTINENTAL CHAMPIONSHIP	1,386,285	
NORCECA MEN'S CONTINENTAL CHAMPIONSHIP	1,386,285	
U21 NORCECA WOMEN'S CONTINENTAL CHAMPIONSHIP	0	969,937
U21 NORCECA MEN'S CONTINENTAL CHAMPIONSHIP	0	969,937
U19 NORCECA WOMEN'S CONTINENTAL CHAMPIONSHIP	693,142	0
U19 NORCECA MEN'S CONTINENTAL CHAMPIONSHIP	693,142	0
U17 NORCECA WOMEN'S CONTINENTAL CHAMPIONSHIP	0	484,969
U17 NORCECA MEN'S CONTINENTAL CHAMPIONSHIP	0	484,969
U23 WOMEN'S PAN AMERICAN CUP	1,155,237	1,212,421
U23 MEN'S PAN AMERICAN CUP	1,155,237	1,212,421
U21 WOMEN'S PAN AMERICAN CUP	924,190	0
U21 MEN'S PAN AMERICAN CUP	924,190	0
U19 WOMEN'S PAN AMERICAN CUP	0	727,453
U19 MEN'S PAN AMERICAN CUP	0	727,453
U17 WOMEN'S PAN AMERICAN CUP	462,095	0
U17 MEN'S PAN AMERICAN CUP	462,095	0
NORCECA BEACH VOLLEYBALL CONTINENTAL TOUR	10,496,154	9,352,965
NORCECA FINAL FOUR WOMEN'S QUALIFICATION TOURNAMENT	594,122	623,531
NORCECA FINAL FOUR MEN'S QUALIFICATION TOURNAMENT	594,122	623,531
NORCECA WOMEN'S FINAL SIX	990,203	1,039,218
NORCECA MEN'S FINAL SIX	990,203	1,039,218
TOTAL	27,263,596	24,040,583
HOSTING FEE:		
PAN AMERICAN WOMEN'S SENIOR CUP	7,921,626	8,313,746
PAN AMERICAN MEN'S SENIOR CUP	7,921,626	8,313,746
NORCECA WOMEN'S CONTINENTAL CHAMPIONSHIP	33,006,775	
NORCECA MEN'S CONTINENTAL CHAMPIONSHIP	37,957,791	
U21 NORCECA WOMEN'S CONTINENTAL CHAMPIONSHIP	0	5,888,904
U21 NORCECA MEN'S CONTINENTAL CHAMPIONSHIP	0	5,888,904
U19 NORCECA WOMEN'S CONTINENTAL CHAMPIONSHIP	3,300,678	0
U19 NORCECA MEN'S CONTINENTAL CHAMPIONSHIP	3,300,678	0
U17 NORCECA WOMEN'S CONTINENTAL CHAMPIONSHIP	0	3,464,061
U17 NORCECA MEN'S CONTINENTAL CHAMPIONSHIP	0	3,464,061
U23 WOMEN'S PAN AMERICAN CUP	6,601,355	6,928,122
U23 MEN'S PAN AMERICAN CUP	6,601,355	6,928,122
U21 WOMEN'S PAN AMERICAN CUP	5,611,152	0
U21 MEN'S PAN AMERICAN CUP	5,611,152	0
U19 WOMEN'S PAN AMERICAN CUP		3,464,061
U19 MEN'S PAN AMERICAN CUP		3,464,061
U17 WOMEN'S PAN AMERICAN CUP	3,300,678	0
U17 MEN'S PAN AMERICAN CUP	3,300,678	0
NORCECA BEACH VOLLEYBALL CONTINENTAL TOUR	2,574,528	2,660,775
NORCECA FINAL FOUR WOMEN'S QUALIFICATION TOURNAMENT	6,601,355	6,928,122
NORCECA FINAL FOUR MEN'S QUALIFICATION TOURNAMENT	6,601,355	6,928,122
NORCECA WOMEN'S FINAL SIX	6,601,355	6,928,122
NORCECA MEN'S FINAL SIX	6,601,355	6,928,122
TOTAL	153,415,491	86,491,053

PUBLICITY AND MARKETING		
PAN AMERICAN WOMEN'S SENIOR CUP	1,980,407	2,078,436
PAN AMERICAN MEN'S SENIOR CUP	1,980,407	2,078,436
NORCECA WOMEN'S CONTINENTAL CHAMPIONSHIP	0	0
NORCECA MEN'S CONTINENTAL CHAMPIONSHIP	0	0
U21 NORCECA WOMEN'S CONTINENTAL CHAMPIONSHIP	0	1,039,218
U21 NORCECA MEN'S CONTINENTAL CHAMPIONSHIP	0	1,039,218
U19 NORCECA WOMEN'S CONTINENTAL CHAMPIONSHIP	660,136	0
U19 NORCECA MEN'S CONTINENTAL CHAMPIONSHIP	660,136	0
U17 NORCECA WOMEN'S CONTINENTAL CHAMPIONSHIP		692,812
U17 NORCECA MEN'S CONTINENTAL CHAMPIONSHIP		692,812
U23 WOMEN'S PAN AMERICAN CUP	1,320,271	1,385,624
U23 MEN'S PAN AMERICAN CUP	1,320,271	1,385,624
U21 WOMEN'S PAN AMERICAN CUP	1,320,271	0
U21 MEN'S PAN AMERICAN CUP	1,320,271	0
U19 WOMEN'S PAN AMERICAN CUP	0	1,039,218
U19 MEN'S PAN AMERICAN CUP	0	1,039,218
U17 WOMEN'S PAN AMERICAN CUP	660,136	0
U17 MEN'S PAN AMERICAN CUP	660,136	0
NORCECA BEACH VOLLEYBALL CONTINENTAL TOUR	0	0
NORCECA FINAL FOUR WOMEN'S QUALIFICATION TOURNAMENT	1,320,271	1,385,624
NORCECA FINAL FOUR MEN'S QUALIFICATION TOURNAMENT	1,320,271	1,385,624
NORCECA WOMEN'S FINAL SIX	1,980,407	2,078,437
NORCECA MEN'S FINAL SIX	1,980,407	2,078,437
	18,483,794	19,398,741
AFFILIATION FEE	1,185,752	1,244,447
PUBLICITY SPORT EQUIPMENT		
SPORT EQUIPMENT	78,625,000	82,516,938
TOTAL		
ANTIDOPING INCOME	4,198,457	3,741,186
TOTAL	283,172,090	217,432,948

NORCECA VOLLEYBALL CONFEDERATION
2026-2027 EXPEDITURE BUDGET
VALUES EXPRESSED IN RD\$

		BUDGET	BUDGET
	OPERATIONAL EXPENSES	AÑO 2026	AÑO 2027
1	SALARIES	7,588,955	7,964,609
2	NOTICE AND UNEMPLOYMENT FEE (BY LAW)	1,391,803	1,460,697
3	VACATIONS (BY LAW)	284,221	298,290
4	CHRISTMAS BONUSES (BY LAW)	1,090,573	1,144,557
5	ATTENTION EMPLOYEES AND BONUSES	730,238	766,385
6	SOCIAL SECURITY (BY LAW)	1,181,323	1,239,798
7	LEGAL FEES	377,820	396,522
8	PROFESSIONAL FEE	129,692	136,112
9	EMPLOYEES TRAINING AND SCHOLARSHIPS	977,366	1,025,746
10	PRESIDENT'S STIPEND	3,044,500	3,195,203
11	OFFICE SUPPLY	359,480	377,274
12	TELECOMMUNICATIONS SERVICE	460,521	483,316
13	REPRESENTATION AND PUBLIC RELATIONS	1,733,075	1,818,862
14	POSTAGE	109,448	114,866
15	NEWSPAPERS AND MAGAZINES SUBSCRIPTIONS	14,404	15,117
16	RENTAL ACCOUNTING AND CONSULTING SYSTEM	78,950	82,858
17	SOUVERNIRE	159,495	167,390
18	BUILDING REPAIR AND MAINTENANCE	3,768,731	3,955,283
19	OFFICE EQUIPMENT MAINTENANCE AND REPAIR	207,774	218,059
20	ELECTRIC GENERATOR MAINTENANCE	70,000	73,465
21	OFFICE FURNITURE AND EQUIPMENT INSURANCE	88,954	93,358
22	APARTMENT RENTAL FOR FOREIGN INSTRUCTORS	390,000	390,000
23	DATA VOLI Y DATA VIDEO	415,247	435,802
24	TRANSPORTATION, GASOLINE AND OIL	611,540	641,812
25	ACCOMMODATION AND MEALS	656,483	688,979
26	FRAMED AND LAMINATED	5,038	5,287
27	DONATIONS	26,238	27,536
28	WEBSITE	791,002	830,157
29	SOUVERNIRE	103,032	108,132
30	PERDIEM	5,446,366	5,715,961
31	SPORT EQUIPMENT	25,418,585	26,676,805
32	SPORT EQUIPMENT WAREHOUSE RENTAL	6,600,000	6,600,000
33	AIR TICKETS	1,312,077	1,377,025
34	CLEANING MATERIALS	21,041	22,083
35	ANTIDOPING TEST	2,596,132	2,724,641
36	INTERNET EXPENSES	93,226	97,841
37	SPONSORSHIP	629,700	660,870
38	PRINTS, PHOTOCOPIES AND BOOKBINDING	16,467	17,282
39	PUBLICITY EXPENSES	764,551	802,396
40	VISAS, PASSPORT AND DOCUMENTS LEGALIZATION	81,682	85,725
41	MEDICAL ASSISTANCE AND MEDICINES	1,290,420	1,354,296
42	EXTERNAL AUDIT SERVICES	786,623	825,561
43	HONORARIES	642,294	674,088
44	NORCECA CONGRESS	4,034,736	2,252,590
45	WORKING AND COMMISSIONS MEETINGS	338,606	355,367
46	FIVB REGIONAL VOLLEYBALL DEVELOPMENT CENTRE IN DOMINICAN REPUBLIC	1,798,512	1,887,538
47	FINANCIAL ASSISTANCE FOR FEDERATIONS PARTICIPATING IN THE QUALIFICATION CHAMPIONSHIPS & TOURNAMENTS	94,716,049	99,404,494
48	EVENTS AND ACTIVITIES	28,032,191	29,419,784
49	BANKING AND FINANCIAL CHARGES	1,566,302	1,643,834
50	CREDIT LINE INTEREST	222,928	233,963
		203,254,392	210,987,614

NORCECA VOLLEYBALL
CONFEDERATION
NET ASSETS
2025

Fixed Assets by Department

President's Office

- 1 Modular File Color Beech/Green 2 Drawers
- 1 Sheaf composed of 1 JLC638p cabinet and 1 JLC-2d file with doors and 1 side file size 63x16x30
- 6 Chairs Visit black fabric Structure Silver
- 1 Executive Armchair B-8101 in black leather
- 1 Wall Furniture with three adjustable stands & two doors with inside Stands 103x73x16

- 2 Wall Furniture with three adjustable stands & two doors with inside Stands 103x73x16
- 1 Complete Desk Oval top v36x72
- 1 Swak Extension 18x32x30
- 1 Desk Top color green JER-8045, Ref. JWP-7638
- 1 Round Conference Table 39x29 JR-1000 Jazz
- 1 Ceiling Fan KDK
- 1 Calculator Sharp
- 1 Air Conditioning Max 18000 BTU
- 1 Laptop

Administrative Office 1

- 1 Modular file 2 drawers
- 1 Metal Shelf with doors (Gray color)
- 1 Metallic chair Black
- 1 Ceiling Fan KDK
- 1 Wall Sheef
- 1 Oval Desk Cod.39047
- 1 Desk Extension Logic 2010 18x39, Cod.17260
- 1 Executive chair, Cod.25230 Vertigo
- 1 Modular 3 drawers file Cod. 17117
- 1 Executive Refrigerator Nedoca
- 1 Computer Omega PDC g2030
- 1 Printer
- 1 Scanner

Administrative Office 2

- 2 Lateral file 5 drawers (cream color) 36x18x63
- 1 Metallic file with Door (Gray color)
- 1 Metallic Chair with Black cloth
- 2 Air Conditioning Unit 4 Tons Comfort Master
- 1 Adjustable Stands and 2 doors with inside stands 10x73x16
- 1 Desk Extension logic 2010 18x39, Cod.17260
- 1 Black leather Executive Cair B-8101
- 1 Oval Desk Cod. 39047
- 1 Modular Drawers file Cod.17117
- 1 Impresora hp Deskjet 3050
- 3 Laptop NB Sony VAIO

3rd. Floor Reception Office

- 2 Modular file 2 drawers
- 4 Metallic Chair Black
- 2 Executive Desk without drawers 29x48x29 3/4 NDC-1275
- 2 Front counter 151/2x48x42 NCC1240
- 2 Furniture with 2 Stands, 6 doors & interior Adjustable divisions
- 1 Reception Corner Desk Counter 8080d
- 1 Ceiling Fan KDK
- 2 Metallic chair with black cloth Cod.21089
- 1 Round conference tble, Cod.21089
- 1 Printer HP Officejet 4500 AIO EN/SP
- 1 Computer (Monitor AOC y CPU Intel Pentium 8620)
- 1 Sony Bravia 40 LED with Base LCD
- 2 Executive chair with arms Danza Cod.25220
- 1 Print

Financial Department

- 2 Metallic chair with black cloth Cod. 21089
- 1 Desk Extension 18x36x30 p/left Haya NS-9045
- 1 Executive desk without drawers 36x71x29
- 1 Ceiling Fan KDK
- 1 Wall furniture
- 1 Executive chair with arms Danza Cod.25220
- 1 Modular file 3 drawers
- 4 Metallic chair black, Cod. 21089
- 1 File with 2 doors, Cod.39054
- 1 Lateral File 4 Drawers Mercury, Cod.31004
- 1 Round conference table, Co.17118
- 1 Printer HP Officejet 4500 AIO EN/SP
- 1 Air Conditioning unit 18000 BTU
- 1 Lapto HP
- 1 Printer Epson

Accounting Office 1

- 1 Modular file 2 drawers
- 1 Metal file with doors (Gray Color)
- 1 Black Plastic chair
- 1 Desk Extension 18x36x30 p/left Haya NS-9045
- 1 Air Conditioning unit 5 Tons Comfort Master
- 1 Executive Desk without drawers 36x71x29
- 1 Ceiling Fan KDK
- 4 Furniture with 2 doors
- 1 Metal Modular file 3 drawers, Cod.656
- 1 Black leather Executive chair B-8101
- 1 Printer
- 1 Calculator
- 1 Laptop

Accounting Office 2

- 1 Secretary chair without Arms with black cloths
- 1 Complete Kass Desk oval top 36x72, Mod S-182E
- 1 Desk Extension logic 2010 18x39
- 1 Modular file 3 drawers
- 1 Modular file 3 drawers
- 1 Calculator
- 1 Lapto

Accounting Office 3

- 2 Modular 3 Drawers file, Cod.17117
- 1 Desk Extension Logic 2010 1839, Cod.17260
- 1 Secretary chair without arms black
- 1 Metal file with doors (Gray Color)

Accounting Office 4

- 1 Furniture with 2 doors
- 1 Furniture with 3 doors
- 1 Secretary chair without arms black
- 1 Desk without drawers 29x60x29 3/4 NDC-1575
- 1 Desk Extension 18x36x30 NS-9045A
- 1 Laptop
- 1 Calculator

Accounting Office 5

- 1 Black plastic chairs
- 1 Furniture with 3 doors
- 1 Desk without drawers 29x60x23 3/4 NDC-1575
- 1 Front Counter 15 1/2x48x42 NCC1240
- 1 Scanner HP J-3110
- 1 Calculator
- 1 Laptop

Reception Accounting Department

- 1 Front counter 15 1/2x48x42 NCC1240
- 1 Desk without drawers 29x60x23 3/4 NDC-1575
- 1 Executive chair with arms Danza Cod.25220
- 1 Scanner HP J-3110
- 1 Furniture with 2 doors
- 1 Ceiling Fan KDK
- 1 Brother typerwriter ML300
- 1 Printer
- 1 Laptop

File Department

- 4 Imported file 4 drawers with 4 Metal Folder base
- 1 Imported lateral file Drawers (Gray Color)
- 1 Executive Chair Black Genesis
- 1 Security Box Master SS-065

Kitchen

- 1 Microwave Daewoo
- 9 Black plastic chair Cod.21049
- 1 Oval conference table, Cod.17331
- 1 Round conference table, Cod.39160
- 2 Wall Fans KDK M40c 16
- 1 Stove Frigidare
- 1 Extractor Frigidare Grease
- 1 Refrigerator 90 HD33FSE

Executive Committee Room

- 14 Black leather Executive chairs B-8101
- 6 Working tables without drawers 29x60x29 3/4 NDC-1575
- 1 Working tables without drawers 29x60x29 3/4 JST-1576
- 2 Extensions for conference table JCT-157
- 1 Air Conditioning unit 4 Tons Comfort Master
- 1 Wall Furniture 103x73x16 with 3 adjustable stands & 2 doors with inside stands
- 2 Wall Furniture 103x73x16 with 3 adjustable stands & 2 doors with inside stands
- 1 Wood-plated sign
- 2 Ceiling Fans
- 1 TV Plasma

Meeting Room

- 28 Black metal Armchairs
- 14 Working tables without drawers 29x60x29 3/4 JST-1575
- 2 Desk Extensions of 90 degree JCT-90
- 1 Air Conditioning unit 4 Tons Comfort Master
- 1 5 Tons Comfort Master air Conditioning unit
- 1 Mahogany Furniture for the phone Central System
- 4 Ceiling Fans KDK
- 1 Laptop HP Pavilion for the Projector
- 1 UPS Forza AT500
- 1 Mahogany Furniture for the Phone Central System
- 1 Black chair, Cod.21089
- 1 Projector Epson
- 1 UPS Phone Central System

Rooftop NORCECA

- 1 Tinaco 410 Gallons
- 1 Emergency Generator Cummin
- 1 Air Conditioner

Sport Equipment Warehouse

- 3 Air Conditioner

Warehouse

- 2 Duramax Metal Files
- 1 Black Executive armchair Pielina, Cod.22171
- 1 Secretary chair without arms
- 2 Front counter
- 2 Desk without drawers 24x48x29 3/4 Mod.S-1202, Cod.39055
- 4 Black Metallic chair without arms Cod.21089
- 2 Round conference table,Cod.17118
- 1 Secretary chair without arms
- 1 Executive chair black Cod.22171
- 1 Lateral 5 drawers file (Cream color) 36x18x52
- 2 Imported lateral 4 drawers file (gray color) 36x18x63
- 1 Secretary chair without arms
- 1 Modular file 2 drawer file (cod.39059)/desk (cod.39056)/Logic Return (cod.17323)
- 1 KDK Ceiling Fan
- 1 Danza Executive Chair Cod.25220
- 2 Black Metallic chair without arms Cod.21089
- 1 Desk without drawers 24x48x29 3/4 Mod.S-1502, Cod.39056
- 2 Lateral file with 5 drawers (cream color) 36x18x63
- 1 Desk without drawers 29x48x29 3/4 NDC-1275
- 1 Desk Extension 18x36x30 NS-9045
- 1 TGM Air Aconditioning
- 2 Black Metallic Chair, Cod.21089
- 1 Ceiling Fan KDK
- 1 Metallic chair Black
- 1 Desk without drawers 29x48x29 3/4 NDC-1275
- 1 Desk Extension 18x36x30 NS-9045
- 1 Metallic Modular file 3 drawers, Cod.656
- 1 Executive chair Danza Cod.23178
- 2 Imported lateral 4 drawers file (gray color) 36x18x52
- 1 Photocopier/Printer Toshiba E167

FIXED ASSETS BY DEPARTMENT

104-001

CODE	QUANTITY	MODE	LOCATION	YEAR ADQUIRED	UNIT COST RD\$	VALUE IN RD\$	DEPRECIATION ACCUMULATED AT 31-12-2025	NET BOOK VALUE 31-12-2025
005	1	Bookcase	Warehouse	2003	1,999.14	1,999.14	1,999.14	0.00
007-008	2	Metalic Files x14 Duramaz, gray color	Warehouse	2004	7,263.20	14,526.40	14,526.40	0.00
009-010-011-012	4	5 Lateral Files Beige 36x18x63	Administrative Offices/Beach/Sport Events	2004	18,416.21	73,664.84	73,664.84	0.00
013-014-015-016-017-018	6	Modular File color Haya 2 Drawers	Reception 3rd. Floor/Sport Events/Press/ Administrative Offices	2004	4,884.87	29,309.22	29,309.22	0.00
019-020-021-022	4	Metalic File Horizontal Beige 4 Drawers	Accounting Archive	2004	8,096.76	32,387.04	32,387.04	0.00
023-	1	Vertical File Gray Metal 4 Drawers 36x18x52	Administrative Offices	2004	13,971.23	13,971.23	13,971.23	0.00
024-025	2	Modular File color Haya/Green 2 Drawers	Presidency/Depto.Beach	2004	3,691.17	7,382.34	7,382.34	0.00
026-027-028-029	4	Modular File Color Haya 2 Drawers	VIS/ Computo Depto. Accounting	2004	4,881.87	19,527.48	19,527.48	0.00
030-031-032	3	Vertical File Gray Metal 4 Drawers 36x18x52	Accounting Archive/Depto. Beach	2004	13,970.88	41,912.64	41,912.64	0.00
033-034	2	Metal Shelf with gray shutters doors (RS-0804/lg)	Administrative Offices	2004	6,677.84	13,355.68	13,355.68	0.00
035	1	Metal Shelf with Sliding Doors (HSL-1204LG) Color Gray	Accounting Department	2004	6,677.84	6,677.84	6,677.84	0.00
036	1	Metal Shelf with Sliding Doors (HSL-1204LG) Color Gray	Accounting Department	2004	6,677.84	6,677.84	6,677.84	0.00
037	1	Work des without drawer 29x48x29 3/4 NDG-1275 Beach	Administrative Offices	2004	4,564.35	4,564.35	4,564.35	0.00
040	1	Shelf composed of 1 File JLC638p and 1 File JLC-2d with doors and 1 Lateral File size 63x16x30	Presidency/Depto.Beach	2004	12,542.04	12,542.04	12,542.04	0.00
041	1	Shelf composed of 1 File and 1 File JLC-2d with doors and 1 Lateral File size 63x16x30	Beach Department	2004	10,557.54	10,557.54	10,557.54	0.00

042-85	44	Visiting Chairs in black fabric without arms Silver structure	Administrative Offices/Presidency /Reception 3rd. Floor/Sports	2004	1,230.39	54,137.16	54,137.16	0.00
086-088-089	3	Visiting Chairs in black fabric without arms Silver structure	Accounting Department	2004	873.18	2,619.54	2,619.54	0.00
090-091-092-093-094-	5	Visiting Chairs in black fabric without arms Silver structure	Administrative Office/Beach Depto.	2004	873.18	4,365.90	4,365.90	0.00
096	1	Management Chairs Genesis in Black cloth	Accounting Department	2004	3,254.58	3,254.58	3,254.58	0.00
097-098-099-100-101-102	6	Firenze Secretary armchairs without armrest in black fabric	Administrative Offices/Accounting depto./Beach Depto./Reception 3nd	2004	1,746.36	10,478.16	10,478.16	0.00
103 a 118, 120	17	Executive Chairs B-8101 in black leather	Presidency/Saloon Executive Committee/Warehouse/Accounting	2004	4,008.69	68,147.73	68,147.73	0.00
121-122-123-124	4	Desk without drawers 29x48x29 3/4 NDC-1275, Beech	Warehouse/Accounting Depto./Reception	2004	4,564.35	18,257.40	18,257.40	0.00
125 a 144	20	Work Desk without drawer 29x60x29 3/4 JST-1575	Executive Lounge/Meeting Room	2004	4,762.80	95,256.00	95,256.00	0.00
145 a 149	5	Work Desk without drawer 29x60x29 3/4 NDC-1575	Accounting Depto./Reception 3er Floor/Saloon Executive Committee	2004	5,358.20	26,791.00	26,791.00	0.00
150-151	2	Joints Angle of 90 for two desks JCT-157	Meeting Room	2004	2,778.30	5,556.60	5,556.60	0.00
152-153	2	Peninsulas for forming conference table JCT-157	Executive Board Room	2004	3,453.03	6,906.06	6,906.06	0.00
154-155-156	3	Desk Returns 18x36x30 P/Right Haya NS-9045	Accounting Depto./Sports Events/Beach Depto	2004	3,413.34	10,240.02	10,240.02	0.00
157-158-159	3	Desk Returns 18x36x30 P/Right Haya NS-9046	Accounting Depto./VIS/Office Press	2004	3,413.34	10,240.02	10,240.02	0.00
160-161-162	3	Counter for 151/2x48x42 NCC1240,color Beech	Reception 3era Floor/Dpto.contabilidad	2004	4,564.35	13,693.05	13,693.05	0.00
164-165-166-167	4	Comfort Master 4 Ton Air Conditioners	Administrative Office/Saloon Executive committee/Meeting Room	2004	70,760.00	283,040.00	283,040.00	0.00
168-169	2	Comfort Master 5 Ton Air Conditioners	Meeting Room/Accounting Dpto.	2004	75,260.00	150,520.00	150,520.00	0.00
		Addition of 5 Ton equipment compressor, codigo 169	Meeting Room/Accounting Dpto.	2011	34,730.00	34,730.00	34,730.00	0.00

176-177	2	Estantes empostrados de 103x73x16 con tres tramos ajustables dos puertas debajo con dos tramos interiores	Salón Comité Ejecutivo/Presidencia	2004	28,500.00	57,000.00	57,000.00	0.00
178-179-182-183	4	Muebles tipo Gabinete	Salón Comité Ejecutivo/Presidencia	2004	5,700.00	22,800.00	22,800.00	0.00
184	1	Estante empostrado de 103x73x16 con dos tramos ajustables	Oficinas Administrativas	2004	23,750.00	23,750.00	23,750.00	0.00
185	1	Mueble tipo Closet con maletero para cubrir la central telefónica y paneles eléctricos	Salón de Reuniones	2004	28,500.00	28,500.00	28,500.00	0.00
186-187	2	Muebles Estantes con dos tramos fijos con 6 puertas tipo credenza con división interior ajustable	Recepción 3ra Planta	2004	38,000.00	76,000.00	76,000.00	0.00
200-201	2	Escritorios Haya completos de 36 x 72 tope ovalado, NC -1890	Dpto. De Playa/Presidencia	2004	9,247.77	18,495.54	18,495.54	0.00
202-203	2	Mesas de Conferencia Redonda de 39x29 JR-1000 Jazz	Almacén/Presidencia	2004	6,985.44	13,970.88	13,970.88	0.00
204	1	Retorno de Escritorio 18x32x30 p/derecha o izquierda JER-8045	Depto. De playa	2004	2,103.57	2,103.57	2,103.57	0.00
205-206	2	Almohadillas especiales para escritorios color verde Ref. JWP-7638	Dpto. De playa/Presidencia	2004	1,984.50	3,969.00	3,969.00	0.00
207-208	2	Escritorios Ejecutivos sin gavetas 36X71X29 JXT-1890	Dpto. Financiero/Dpto. Contabilidad	2004	6,032.88	12,065.76	12,065.76	0.00
209	1	Unión esquina para counter 8080D	Recepción 3ra Planta	2004	6,056.82	6,056.82	6,056.82	0.00
210	1	Retorno de Escritorio 18x32x30	Presidencia	2004	1,993.96	1,993.96	1,993.96	0.00
230	1	Letrero Salón Montado en Madera	Salón Comité Ejecutivo	2005	4,408.00	4,408.00	4,408.00	0.00
236 a 248	13	Abanicos de Techo KDK	Oficinas Administrativas/ Almacén/Presidencia/Recepción 3ra Planta/Contabilidad/Prensa/Salon Comité Ejecutivo/Salón de Reuniones	2006	3,227.50	41,957.50	41,957.50	0.00
262	1	Televisión Plasma	Salón Comité Ejecutivo	2008	120,495.00	120,495.00	120,495.00	0.00
278-279-280-281	4	Muebles Caobas tipo Archivos	Dpto. Financiero/Contabilidad/Salón de Reuniones	2010	377,931.90	377,931.90	377,931.90	0.00
282	1	Alarma Honeywell	Dpto. Contabilidad	2010				0.00
284	1	Sillón Técnico Danza en tela negro con brazo, Ergonómico. Cod. 25220	Dpto. Financiero	2011	4,106.69	4,106.69	4,106.69	0.00
285	1	Sillón Ejecutivo B-8101 marca BOSS Pielina color negro. Cod. 22171	VIS/COMPUTO	2011	3,943.01	3,943.01	3,943.01	0.00

286-287	2	Desks without drawers color Haya	Depto.Press/VIS	2011	4,710.12	9,420.24	9,420.24	0.00
288	1	Modular color File Haya 3 Drawers	Financial Department	2011	4,929.02	4,929.02	4,929.02	0.00
289	1	Shelf 16x60 with sliding doors	Beach Depto.	2011	7,957.02	7,957.02	7,957.02	0.00
290-291	2	Desktop Returns Color Beach	Press Depto./VIS	2011	2,031.16	4,062.32	4,062.32	0.00
292-293	2	Fronts for Counter color Beach	Reception 1nd Floor	2011	4,574.06	9,148.12	9,148.12	0.00
295	1	Securty Box Master SS-065	Dpto. Contabilidad	2011	17,636.40	17,636.40	17,636.40	0.00
296-297-298-299	4	Doors	Dpto. Contabilidad	2011	6,500.00	26,000.00	26,000.00	0.00
308/353	2	Air Conditioners TGM	Warehouse/Press Depto.	2011	80,073.70	160,147.39	160,147.39	0.00
314-318-321	3	Universal Logic Desktop Returns 2010 18x39, Cod 17260	Administrative Office/Accounting Depto.	2011	2,031.16	6,093.48	6,093.48	0.00
315-317-320	3	Desks without drawers 24x48x29 3/4 Mod. S-1202,Cod.39055	Warehouse/Accounting Depto.	2011	4,244.73	12,734.19	12,734.19	0.00
316	1	Armchair Technical Dance in black arm, Ergonomic, Cod.25220	Reception 3rd Floor	2011	4,106.69	4,106.69	4,106.69	0.00
319	1	Armchair Technical Dance in black cloth with arm, Ergonomic, Cod.25220	Reception 3rd Floor	2011	4,106.69	4,106.69	4,106.69	0.00
330	1	Metallic Modular File 3 Drawers, Cod 656	Sport Events	2011	4,245.60	4,245.60	4,245.60	0.00
332	1	Metallic Modular File 3 Drawers, Cod 657	Accounting Department	2011	3,944.00	3,944.00	3,944.00	0.00
333-334	2	Armchairs Technical Vertigo, back in mesh fabric with arms Cod.25230	Administrative Offices/Sport Events	2011	5,413.14	10,826.28	10,826.28	0.00
335 a 344	9	Visit Chairs black plastic, Silver Structure s/arm, complete plastic	kitchen	2011	936.70	8,430.30	8,430.30	0.00
345 a 352	8	Chair visit Black structure s/arm, Cod.21089	Sport Events/Reception 3rd Floor/Beach Depto./Press Depto./Conference Room	2011	1,183.20	9,465.60	9,465.60	0.00
354-377-378-379	4	Ceiling Fans KDK 5 S/Light	Warehouse/Press Depto.	2011	8,905.42	35,621.66	35,621.66	0.00
355-356	2	Office Oval color Beech Cod.39047	Administrative Office	2011	6,409.00	12,818.00	12,818.00	0.00

357-358-359	3	Modular Files color beech Cod.17117	Administrative Office/ Accounting Depto.	2011	4,141.20	12,423.60	12,423.60	0.00
360	1	Round color Conference Table Haya,Cod.17118	Reception 3rd Floor	2011	7,887.01	7,887.01	7,887.01	0.00
361	1	Conference table Oval cherry color top, Cod.17331	Kitchen	2011	16,052.08	16,052.08	16,052.08	0.00
362	1	Round Conference Table, cherry base ant top, Cod.39160	Kitchen	2011	8,188.73	8,188.73	8,188.73	0.00
363 a 372	10	Chairs visit Black structure s/arm, Cod.21089	Reception 3rd Floor/Warehouse/Financial Depto.	2011	1,183.20	11,832.00	11,832.00	0.00
373	1	Shelf with 2 sliding doors color Haya, Cod.390545	Financial Department	2011	7,957.02	7,957.02	7,957.02	0.00
374	1	Mercury Metallic Gray Side File 4 Drawers, Cod.31004	Financial Department	2011	19,448.09	19,448.09	19,448.09	0.00
375-376	2	Conference Tables Round Tope color Beech, Cod.17118	Financial Depto./Warehouse	2011	7,887.02	15,774.03	15,774.03	0.00
380-381	2	Extractors KDK 12x12	Warehouse/Press Depto.	2011	5,671.19	11,342.37	11,342.37	0.00
383	1	Tinaco M-410 gallons	Roof Office Norceca	2011	9,150.00	9,150.00	9,150.00	0.00
388-389	2	Fans KDK M40C 16 of Gold Wall	Kitchen	2011	3,800.14	7,600.27	7,600.27	0.00
390	1	Frigidaire stove	Kitchen	2011	21,995.00	21,995.00	21,995.00	0.00
391	1	Extractors Frigidaire fat	Kitchen	2011	5,195.00	5,195.00	5,195.00	0.00
394	1	Printer HP Office Jet 4500	Accounting Department	2012	3,137.00	3,137.00	3,137.00	0.00
398	1	Desk without drawers 28x60x29 3/4, Model S-1502, Color Beech Cod.39056	Warehouse	2012	4,710.12	4,710.12	4,710.12	0.00
399	1	Universal Return Logic 2010 18x39 Color Beech, Cod.17260	Press Depto.	2012	1,873.40	1,873.40	1,873.40	0.00
407	1	2-Drawer module color beech file (Cod.39059)/color beech Desktop(Cod.39056)/Return Logic Color Beech (Cod.17323)	Warehouse	2012	10,603.91	10,603.91	10,603.91	0.00
408	1	Armchair Secretarial Dance Black fabric without arms Cod.23178	Accounting Department	2012	3,601.80	3,601.80	3,601.80	0.00

412	1	Air Aconditioner Tipo Split de 18000 BTU	Financial Department	2013	22,000.00	22,000.00	22,000.00	0.00
413	1	Refrigerator Ejecutiva Nedoca	Administrative Office	2013	7,000.00	7,000.00	7,000.00	0.00
417	1	Kass Desk Without drawers Oval 36x72, Color Beech, Mod S-182E	Accounting Department	2013	6,519.50	6,519.50	6,519.50	0.00
418	1	Universal Logic Desktop Returns 2010 18x39	Accounting Department	2013	1,905.70	1,905.70	1,905.70	0.00
419/420	2	Executive Chair B-8101 brand Boss Pielina color Black	Accounting Department/Press Depto.	2013	5,044.50	10,089.00	10,089.00	0.00
421	1	Modular file 3 drawers, Color Beech, Linea Space	Accounting Department	2013	3,811.40	3,811.40	3,811.40	0.00
425	1	Air Conditioning Air Max 18000 BTU	Presidency	2013	26,800.00	26,800.00	26,800.00	0.00
436	1	Armchair Secretarial Dance fabric without arms Cod.23221	Accounting Department	2014	5,161.99	5,161.99	5,161.99	0.00
441	1	Sony Bravia 40" LED With LCD Stand	Reception 3rd Floor	2014	29,400.00	29,400.00	29,400.00	0.00
446	1	Emergency Generator Cummins	Facilities Norceca	2015	1,344,881.10	1,344,881.10	1,344,881.10	(0.00)
447	1	Chair Tecnico Gabriela Ref.213	Accounting Department	2015	5,428.00	5,428.00	5,428.00	0.00
451	1	Escan HP J-3110	Accounting Department	2016	6,701.69	6,701.69	6,701.69	0.00
452	1	Epson Proyector	Meeting Room	2016	37,000.00	37,000.00	37,000.00	0.00
454	1	Modular file 3 drawers, Color Beech, Linea Space	Accounting Department	2016	4,206.70	4,206.70	4,206.70	0.00
456	1	Wellness Products Inc.	Athlete's Gym	2017	815,329.80	815,329.80	815,329.80	0.00
457	1	Nevera 90" (HD-33FSE)	Silver Media	2017	18,299.00	18,299.00	18,299.00	0.00
458	1	UPS Central Telephone	Meeting Room	2017	7,889.80	7,889.80	7,889.80	0.00
459-460	2	Air Conditioners	Norceca Equipment Warehouse	2017	51,824.00	103,648.00	103,648.00	0.00
468-469-470	3	Air Conditioners	Volleyball Pavilion Warehouse	2018	33,400.00	100,200.00	100,200.00	0.00

473	1	Air Conditioners	1 ST Floor Norceca	2018	67,500.00	67,500.00	67,500.00	0.00
474	1	Printer	Accounting Department	2018	18,450.00	18,450.00	18,450.00	0.00
477	1	Omega Tech Laptop dell Latitude	Computo Depto.	2019	92,595.00	92,595.00	92,595.00	0.00
478	1	Printer	Accounting Office	2020	16,500.00	16,500.00	16,500.00	0.00
479	1	Typewriter	Accounting Office	2020	27,414.94	27,414.94	27,414.94	0.00
480	1	Laptop	Press Office	2021	41,300.00	41,300.00	41,300.00	0.00
481	1	Laptop	President Office	2021	47,152.92	47,152.92	47,152.92	0.00
482	1	Lapto Lenovo Inter core i3	Accounting Department	2021	66,248.93	66,248.93	66,248.93	0.00
485	1	Lapto Lenovo Inter core i3	Accounting Department	2022	31150	31150	27,256.25	3,893.75
486	1	Lapto Lenovo Inter core i3	Accounting Department	2022	31150	31150	27,256.25	3,893.75
487	1	Lapto Lenovo Inter core i3	Accounting Department	2022	31150	31150	27,256.25	3,893.75
488	1	Lapto Lenovo Inter core i3	Accounting Department	2022	31150	31150	27,256.25	3,893.75
489	1	Lapto Lenovo Inter core i3	Beach Department	2022	31150	31150	27,256.25	3,893.75
490	1	HP Omen	Tecnology Department	2022	50235	50235	41,688.08	8,546.92
491	1	Desktop Calculator Sharp	Accounting Department/President Office	2022	77180	77180	60,672.06	16,507.94
492-493	2	Printer	Administrative Office	2022	8093.25	16186.5	12,139.88	4,046.62
494	1	Laptop	Administrative Office	2023	109268	109268	75,121.75	34,146.25

495-496-497	3	Scaner	Administrative Office	2023	9434	28302	20,531.57	7,770.43
498	1	Scaner	Administrative Office	203	26000	26000	15,166.67	10,833.33
499	1	Printer	Accounting Department	2023	42008	42008	22,980.18	19,027.82
500	1	Lapto	Accounting Department	2024	21305.66	21305.66	9,765.09	11,540.57
501-502-503	3	Chair Infiniti With Brand Boss Pielina	Accounting Department	2024	14224.9	42674.7	20,233.70	22,441.00
504	1	Printer	Administrative Office	2024	13500	13500	5,343.75	8,156.25
505	1	Water Dispenser	Accounting Department	2024	9848.28	9848.28	3,487.93	6,360.35
506	1	Lapto	Administrative Office	2024	38161.18	38161.18	13,515.42	24,645.76
507	1	Internet Equipment	Accounting Department	2024	16619.83	16619.83	5,886.20	10,733.63
508	1	Lapto	Administrative Office	2024	17500	17500	5,104.17	12,395.83
509	1	Mackbook	Administrative Office	2024	97026.67	97026.67	28,029.93	68,996.74
510	12	Chairs	Meeting Room	2025	189267.5	189267.52	39,430.73	149,836.79
511	1	Kia Sportage 2017	Administrative Office	2025	772,000.00	772,000.00	171,747.02	600,252.98
512	1	CPU Computadora	Administrative Office	2025	30,000.00	30,000.00	2,290.97	27,709.03
513	1	Laptop	VIS	2025	62,030.00	62,030.00	4,567.01	57,462.99
514		Laptop Aple	President Office	2025	108,389.91	108,389.91	0.00	108,389.91
					Total	7,351,340.02	6,122,070.12	1,229,269.90

COMPARATIVE FINANCIAL
NOTES
2025-2024

NORCECA VOLLEYBALL CONFEDERATION

Statement of Financial Position
As of December 31st, 2025-2024
Values in RD\$

<u>Assets</u>	<u>2025</u>	<u>2024</u>	<u>Variation</u>	<u>%</u>
Current Assets:				
Cash (Note 3)	4,744,123.58	37,396,398.94	(32,652,275.36)	(87.3140)
Accounts Receivable from Affiliated (note 4)	1,508,581.02	1,428,077.53	80,503.49	5.6372
Accounts Receivable Provisions	0	(881,687.20)	725,695.20	(82.3076)
Total Accounts Receivable from Affiliated, net	1,508,581.02	546,390.33	962,190.69	176.0995
Other Accounts Receivable (note 4)	6,695,542.06	8,497,580.39	(1,802,038.33)	(21.2065)
Other Accounts Receivable Provisions	(155,992.00)	(1,080,085.09)	924,093.09	(85.5574)
Total Account Receivable	8,048,131.08	7,963,885.63	84,245.45	1.0578
Sport Equipment Inventories (note 8)	147,150,796.15	72,833,853.32	74,316,942.83	102.0363
Sport Equipment In Transit	1,514,443.30	48,055,118.68	(46,540,675.38)	(96.8485)
Sport Equipment Provisions	(44,102,058.42)	(29,138,436.22)	(14,963,622.20)	51.3536
	104,563,181.03	91,750,535.78	12,812,645.25	13.9647
Total Current Assets	117,355,435.69	137,110,820.35	(19,755,384.66)	(14.4083)
Office Furniture and Equipment, net (note 6)	1,229,269.90	496,800.25	732,469.65	147.4375
Prepaid Expenses (note 9)	1,849,260.00	50,289.90	1,798,970.10	3.5772
	120,433,965.59	137,657,910.50	(17,223,944.91)	(12.5121)
<u>Liabilities and Net Assets</u>				
Current Liabilities:				
Accounts Payable to Suppliers and Other (note 5)	3,359,799.34	6,053,377.01	(2,693,577.67)	(44.4971)
Accounts Payable to Affiliated and Executive (no	346,966.46	1,688,793.32	(1,341,826.85)	(79.4548)
Documents Payable	6,290,000.00	0.00	6,290,000.00	100.0000
Payable Accrual (note 5)	153,472.37	188,945.86	(35,473.49)	(18.7744)
Deferred Income (note 5)	3,741,091.35	1,845,656.00	1,895,435.35	102.6971
Total Liabilities	13,891,329.52	9,776,772.19	4,114,557.33	42.0850
Unrestricted Net Assets	106,542,636.07	127,881,138.31	(21,338,502.24)	(16.6862)
Total Liabilities and Net Assets	120,433,965.59	137,657,910.50	(17,223,944.91)	(12.5121)

Notes:

Annexed the Financial Statement Notes

NORCECA VOLLEYBALL CONFEDERATION

Statement of Activities

Corresponding to the Years 2025 and 2024

Values Expressed in RDS

	2025	2024	Variation	%
Charges in Unrestricted Net Assets:				
7a) National Federation Affiliation Fees	1,185,752.31	1,158,624.97	27,127.34	2.3413
7b) Competitions, Activities and Events	102,277,598.00	109,753,795.24	(7,476,197.24)	(6.8118)
7c) Publicity and Marketing Righths	79,469,098.32	77,263,841.79	2,205,256.54	2.8542
7d) Bank Interests	300,376.14	160,102.43	140,273.71	87.6150
7e) Antidoping Tests Fee Income	3,243,344.64	4,838,321.05	(1,594,976.41)	(32.9655)
7f) International Transfer Certificates Income	7,838,675.32	7,251,770.26	586,905.06	8.0933
7g) Donation Sport Equipment Income	0.00	995,436.66	(995,436.66)	(100.0000)
7h) Other Income	3,850,572.38	4,280,736.59	(430,164.21)	(10.0488)
Total net Income	198,165,417.11	205,702,628.99	(7,537,211.88)	(3.6641)
Menos:				
Salaries	7,231,020.00	7,094,054.94	136,965.06	1.9307
Notice and Unemployment Fee (by law)	1,326,158.19	1,090,129.04	236,029.15	21.6515
Vacations (by law)	270,815.94	346,272.49	(75,456.55)	(21.7911)
Christmas Bonuses (by law)	1,039,135.98	1,000,571.24	38,564.74	3.8543
Attention Employeeess and Bonuses	695,796.00	1,038,914.38	(343,118.38)	(33.0266)
Social Security (by law)	1,125,605.47	1,097,012.91	28,592.56	2.6064
Legal Fee	360,000.00	360,000.00	-	0.0000
Profesional Fees	351,628.39	0.00	351,628.39	100.0000
Employees Training and Scholarships	931,268.67	949,738.78	(18,470.11)	(1.9448)
President´s Stipend	3,145,000.00	2,944,000.00	201,000.00	6.8274
Office Supply	342,524.90	447,504.10	(104,979.20)	(23.4588)
Telecommunications Services	438,799.91	466,972.15	(28,172.24)	(6.0330)
Representation and Public Relations	1,651,333.65	518,817.26	1,132,516.39	218.2881
Postage	104,285.71	82,061.36	22,224.35	27.0826
Newspaper and Magazines Subscriptions	13,725.00	13,725.00	-	0.0000
Rental Accounting and Consulting System	75,226.12	69,573.17	5,652.95	8.1252
Christmas Attention	151,972.49	519,619.86	(367,647.37)	100.0000
Building repair	3,590,977.81	82,976.00	3,508,001.81	4,227.7307
Repair and Maintenance of Furniture and Equipment	208,574.00	182,010.00	26,564.00	14.5948
Computer Depreciation	163,715.25	143,501.05	20,214.20	14.0864
Office Furniture and Equipment Depreciation	265,502.53	53,310.81	212,191.72	398.0276
Emergency Generator Maintenance	119,918.64	11,353.56	108,565.08	956.2206
Office Furniture and Equipment Insurance	84,758.71	47,936.64	36,822.07	76.8140
Apartment Rental for Foreing Instructor	1,387,596.05	389,999.90	997,596.15	255.7940
Data Volley and Data Video	395,662.22	328,944.00	66,718.22	20.2825
Transportation, Gasoline and Oil	582,696.78	570,728.93	11,967.85	2.0969
Accommodation and Meals	625,519.72	678,369.97	(52,850.25)	(7.7908)
Framed and Laminated	4,800.00	15,300.00	(10,500.00)	(68.6275)
Donations	25,000.00	63,550.00	(38,550.00)	(60.6609)
Website	753,694.48	719,360.00	34,334.48	4.7729
Souvernirs	98,172.10	0.00	98,172.10	100.0000
Per diem	5,189,486.00	3,373,820.00	1,815,666.00	53.8163
Sport Equipment	24,219,709.76	55,372,363.81	(31,152,654.05)	(56.2603)
Sport Equipment Warehouse Rental	6,600,000.00	6,600,000.00	-	0.0000
Air Tickets	1,250,192.88	659,750.41	590,442.47	89.4948
Cleaning Material	20,048.75	7,366.00	12,682.75	172.1796
Antidoping Test	2,473,684.98	3,314,921.63	(841,236.65)	(25.3773)
Internet Expenses	88,829.23	133,894.24	(45,065.01)	(33.6572)
Sponsorship	600,000.00	300,000.00	300,000.00	100.0000
Prints, Photocopies and Bookbindings	15,690.00	42,780.00	(27,090.00)	(63.3240)

Publicity Expenses	728,490.74	2,780,089.79	(2,051,599.05)	100.0000
Visa, Passports and Legalization Documents	77,829.05	110,455.00	(32,625.95)	(29.5378)
Medical Assistance and Medicines	1,229,557.14	908,335.26	321,221.88	35.3638
External Audit Services	1,029,314.00	149,944.24	879,369.76	586.4645
Honoraries	612,000.00	600,840.95	11,159.05	1.8572
Assemblies and Congress	519,325.93	6,724,560.10	(6,205,234.17)	(92.2772)
Meetings of Works and Commissions	94,582.22	86,554.40	8,027.82	100.0000
FIVB Regional Volleyball Development Centre, Santo Domingo, Dominican Republic	1,713,684.66	1,911,299.05	(197,614.39)	(10.3393)
NCVA Economic Assistance	18,552,072.22	11,864,151.24	6,687,920.98	56.3708
AFECAVOL Economic Assistance	38,716,321.87	35,072,731.44	3,643,590.43	10.3887
CAZOVA Economic Assistance	15,919,150.42	18,525,404.89	(2,606,254.47)	(14.0685)
ECVA Economic Assistance	19,186,616.26	10,553,042.50	8,633,573.76	81.8112
Norceca Beach Volleyball Continental Tour	8,624,587.62	6,101,921.86	2,522,665.76	41.3422
Volleyball	1,936,425.56	1,901,750.00	34,675.56	100.0000
U23 Norceca Beach Volleyball Tournament	1,261,988.50	1,828,235.00	(566,246.50)	(30.9723)
U21 Norceca Beach Volleyball Qualification Championship	2,102,888.36	0.00	2,102,888.36	100.0000
U18 Norceca Beach Volleyball Qualification Championship	2,037,046.54	0.00	2,037,046.54	100.0000
XXII Women's Pan American Cup	1,034,353.40	1,821,842.15	(787,488.75)	(43.2249)
XVIII Men's Pan American Cup	1,225,397.50	618,025.20	607,372.30	98.2763
U19 Women's Pan American Cup	115,473.73	0.00	115,473.73	100.0000
U19 Men's Pan American Cup	911,611.50	56,699.67	854,911.83	1,507.7898
U23 Women's Pan American Cup	1,341,687.99	1,271,377.00	70,310.99	5.5303
U23 Men's Pan American Cup	0.00	35,870.16	(35,870.16)	(100.0000)
U21 Women's Pan American Cup	296,826.03	0.00	296,826.03	100.0000
Young's Panamerican Games	903,763.67	0.00	903,763.67	100.0000
Final Four Women's Qualification Tournament	11,620.85	36,939.01	(25,318.16)	(68.5404)
Final Four Men's Qualification Tournament	1,276,261.07	72,032.20	1,204,228.87	1,671.7924
Norceca Men's Final Six	32,050.00	40,041.81	(7,991.81)	(19.9587)
Norceca Women's Final Six	1,390,600.00	607,575.05	783,024.95	128.8771
U17 Girls's Norceca Continental Championship	426,707.06	0.00	426,707.06	100.0000
FIVB Women's World Championship	1,086,284.27	0.00	1,086,284.27	100.0000
FIVB Men's World Championship	196,066.35	0.00	196,066.35	100.0000
Bank Charges	1,492,427.03	1,461,608.24	30,818.79	2.1086
Credit Line Interest	212,413.25	434,912.88	(222,499.63)	(51.1596)
Other Expenses	58,456.96	317,392.31	(258,935.35)	(81.5821)
Olympic Beach Volleyball Qualification Tournament	0.00	15,014.40	(15,014.40)	100.0000
Awards and Incentives	0.00	608,900.00	(608,900.00)	(100.0000)
U17 Boy's Pan American Cup	0.00	1,177,600.00	(1,177,600.00)	(100.0000)
National Teams Training Camps	0.00	307,987.60	(307,987.60)	(100.0000)
U19 Women's Norceca Continental Championship	0.00	7,874.93	(7,874.93)	(100.0000)
U19 Men's Norceca Continental Championship	0.00	52,173.00	(52,173.00)	(100.0000)
U17 Girl's Pan American Cup	0.00	14,766.96	(14,766.96)	(100.0000)
U21 Men's Norceca Continental Championship	0.00	1,209,389.66	(1,209,389.66)	(100.0000)
Olympic Games	0.00	1,857,367.46	(1,857,367.46)	(100.0000)
Banners and Flags	0.00	23,300.00	(23,300.00)	(100.0000)
Total Operating Expenses	194,372,408.06	202,299,209.04	(7,926,800.98)	(3.92)
Account Sport Equipment Provision	25,131,511.29	10,494,057.00	183,878,351.06	1,752.2141
Total Expenses of the Year	219,503,919.35	212,793,266.04	(187,661,754.75)	(88.1897)
Increase in Unrestricted Net Assets	(21,338,502.24)	(7,090,637.05)	226,594,556.40	(3,195.6869)
Unrestricted Net Assets at Beginnings of Year	127,881,138.31	134,971,775.36	(156,310,277.60)	(115.8096)
Unrestricted Net Assets at end of the Year	106,542,636.07	127,881,138.31	(21,338,502.24)	(16.69)

Note:

Annexed the Financial Statement Notes

NOTE 2. Accounting Policies

2.1 Income

NORCECA accounting policies recognizes its income using the accrual method.

2.2 Foreign Currencies

Transactions in foreign currencies are converted into the local currency of Dominican Pesos (RD\$), according to the current exchange rate at the time of the transaction. Profit and loss resulting from the transaction of foreign currencies are included in the Profit and Loss Statement.

As of December 31st 2025 and 2024 the current exchange rate for the USD\$ used by NORCECA Volleyball Confederation is RD\$62.90 and RD\$60.89 respectively.

2.3 Furniture and Equipment

Furniture and Equipment are registered at the acquisition cost.

The depreciation is calculated using the straight-line method at an annual rate of 25% and 15%.

NOTE 3. Cash

Cash and Bank Balance details as follows:

Banks	2025	2024
Petty Cash	10,000.00	10,000.00
Bank Balance	4,734,123.58	37,386,398.94
	RD\$ 4,744,123.58	RD\$ 37,396,398.94

NOTE 4. Accounts Receivable

NORCECA accounts receivable as December 31st 2025-2024 are the following:

Accounts Receivable from Affiliated:	2025	2024
Canadá Volleyball Association	125,611.30	151,128.98
Jamaica Volleyball Association	251,600.00	219,204.00
Federación Mexicana de Voleibol	0.00	235,729.55
Federación Costarricense de Voleibol	0.00	91,335.00
Federación Nacional de Guatemala	0.00	730,680.00
Aruba Volleyball Association	6,591.92	0.00
Federacion Cubana de Voleibol	468,605.00	0.00
Trinidad & Tobago Volleyball Federation	656,172.80	0.00
Sub-total	1,508,581.02	1,428,077.53
Accounts Receivable Provision	(155,992.00)	(881,687.20)
Other Accounts Receivable	1,352,589.02	546,390.33

Others Accounts Receivable	2025	2024
Federación Peruana de Voleibol	0.00	1,080,085.09
Federación Dominicana de Voleibol (Air Conditionator)		
Repair of Volleyball Palace Prof. Ricardo Arias)	1,994,135.46	1,994,135.46
Utilerias Deportivas	4,517,415.10	5,123,794.25
Others Accounts Receivable	183,991.50	0.00
Arateide Caceres	0.00	40,000.00
Cayacoa Moquete	0.00	42,000.00
Indhira Ramirez	0.00	40,000.00
Milagros Cabral	0.00	177,565.59
Others Accounts Receivable	6,695,542.06	8,497,580.39
Others Accounts Receivable Provisions	0.00	(1,080,085.09)
Total Others Accounts Receivable Provisions	6,695,542.06	7,417,495.30
Total Account Receivable, Net	8,048,131.08	7,963,885.63

NOTE 5. Accounts Payable

Accounts Payable as of December 31st 2025-2024, are detailed as follows:

Accounts Payable to Affiliated and Directors:	2025	2024
Federación Mexicana de Voleibol		0.00
Easten Caribbean Volleyball Association (ECVA)	314,500.00	304,450.00
Ligue Guadeloupenne de Volleyball	0.00	183,339.79
Barbados Volleyball Federation	0.00	26,182.70
Antigua & Barbudas	32,466.46	0.00
Federación Dominicana de Voleibol	0.00	189,304.00
Aruba Volleyball Association	0.00	5,796.73
Bonaire Volleyball Association	0.00	21,311.50
Cayman Island Voleiboll Federation	0.00	18,267.00
Federacion Salvadoreña de Voleibol	0.00	121,780.00
Grenada Volleyball	0.00	60,890.00
Curacao Volleyball	0.00	60,890.00
Surinaamse Volleyball Asociation	0.00	87,681.60
USA Volleyball	0.00	608,900.00
Total Accounts Payable to Affiliated and Directors	346,966.46	1,688,793.32

Accounts Payable to Suppliers and others	2025	2024
Airtech LNB	14,650.00	0.00
Tarjeta American Express	127,307.08	16,067.65
Tarjetas Banco BDI in RD\$	107,433.80	305,288.48
Impresos O&M	68,435.20	0.00
Tarjetas Banco BDI in USD\$	313.24	225,749.07
Jose Miguel Aramboles	5,241.95	5,241.90
Yanior Domingo Terrero	1,653,318.54	0.00
Sport Promotion & TV	0.00	1,217,800.00
Fred Imbert	0.00	1,082,670.48
Fidecomiso Filantropico Juegos Centroamericanos 2026	1,383,099.52	0.00
Norceca Women´s Final Six Orgazing Committee	0.00	3,200,559.43
Total Accounts Payable to Suppliers and others	3,359,799.34	6,053,377.01
Payable With-Holdings	153,472.37	188,945.86
Documents Payable	6,290,000.00	0.00
Deferred Income	3,741,091.35	1,845,656.00
Total Liabilities	13,891,329.52	9,776,772.19

NOTE 6. Propierties, Furniture and Equipment

NORCECA headquarters are located at the National Volleyball Pavilion Training Center of the Juan Pablo Duarte Olympic Center, in the city of Santo Domingo, Dominican Republic. Its office furniture and equipment are registered according to their acquisition cost. Maintenance and repairs that do not exceed their use are charged to current expenses. The Depreciation is accumulated based upon the straight line method.

	2025	2024
	Office Furniture and Equipment	Office Furniture and Equipment
Balance at Beginning of the year	8.707.958,39	8.029.771,63
Plus: Additions	1.161.687,45	256.636,32
Less: Removal of Office Furniture and Equipment		421.550,44
	9.869.645,84	8.707.958,39
Accumulated Depreciation at the Beginning	8.211.158,14	7.592.795,84
Accumulated Depreciation Equipment	0,00	0,00
Removal of Office Furniture and Equipment	0,00	421.550,44
Depreciation Expenses	429.217,76	196.811,86
	8.640.375,90	8.211.158,14
Office Furniture and Equipment, Net	1.229.269,90	496.800,25

NOTE 7. Income

	2025	2024
7a) Membership Fees	1.185.752,31	1.158.624,97
7b) Events and Activities	102.277.598,00	109.753.795,24
7c) Publicity and Marketing Right	79.469.098,32	77.263.841,79
7d) Bank interests	300.376,14	160.102,43
7e) Anti Doping Test Fee Income	3.243.344,64	4.838.321,05
7f) Income from International Transfers of Athletes (ITC)	7.838.675,32	7.251.770,26
7g) Income from Donations	0,00	995.436,66
7h) Other Income	3.850.572,38	4.280.736,59
	198.165.417,61	205.702.628,99

NOTE 8.**Sport Equipment Inventory**

	2025	2024
Sport Equipment	16.289.172,85	22.957.008,21
Sport Equipment	105.208.262,40	20.378.419,97
AJDR Beach Volleyball Games Lines Inventory	353.669,73	478.776,93
Berlinger Anti Doping Kits Inventory	30.469,65	30.469,65
Mizuno Uniforms Inventory	153.138,57	162.617,93
Jenling Equipment Inventory	2.044.259,04	2.328.093,51
Gerflor and Sport Court Inventory	14.971.691,26	16.528.370,10
Referre´s Uniform Inventory	41.933,06	41.933,93
Mizuno USA Uniform Inventory	6.880.970,47	7.362.139,89
Senoh Inventory	362.374,22	362.374,05
Norvo Inventory	814.854,90	2.203.649,15
	147.150.796,15	72.833.853,32
In Transit Sport Equipment	1.514.443,30	48.055.118,68
Sport Equipment Provision	(44.102.058,42)	(29.138.436,22)
Total Sport Equipment Inventory	104.563.181,03	91.750.535,78



FIVB

FEDERATION INTERNATIONALE
DE VOLLEYBALL

Annual Report 2025

ANNEXES



Go beyond your limits!



ANNUAL FINANCIAL REPORT 2025

DEVELOPMENT PLAN

JANUARY DECEMBER, 2025

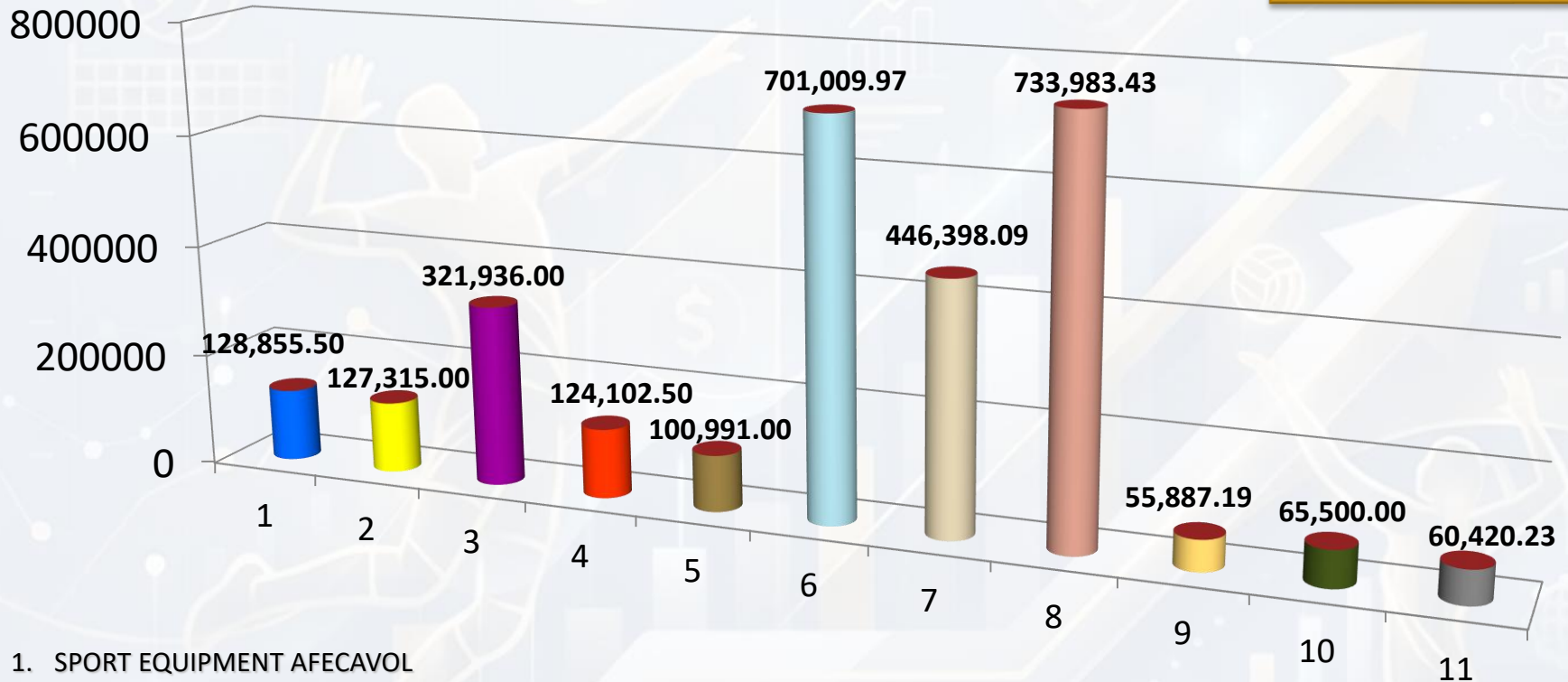


Go beyond your limits!

DEVELOPMENT PLAN JANUARY-DECEMBER 2025

TOTAL USD\$

2,866,398.91

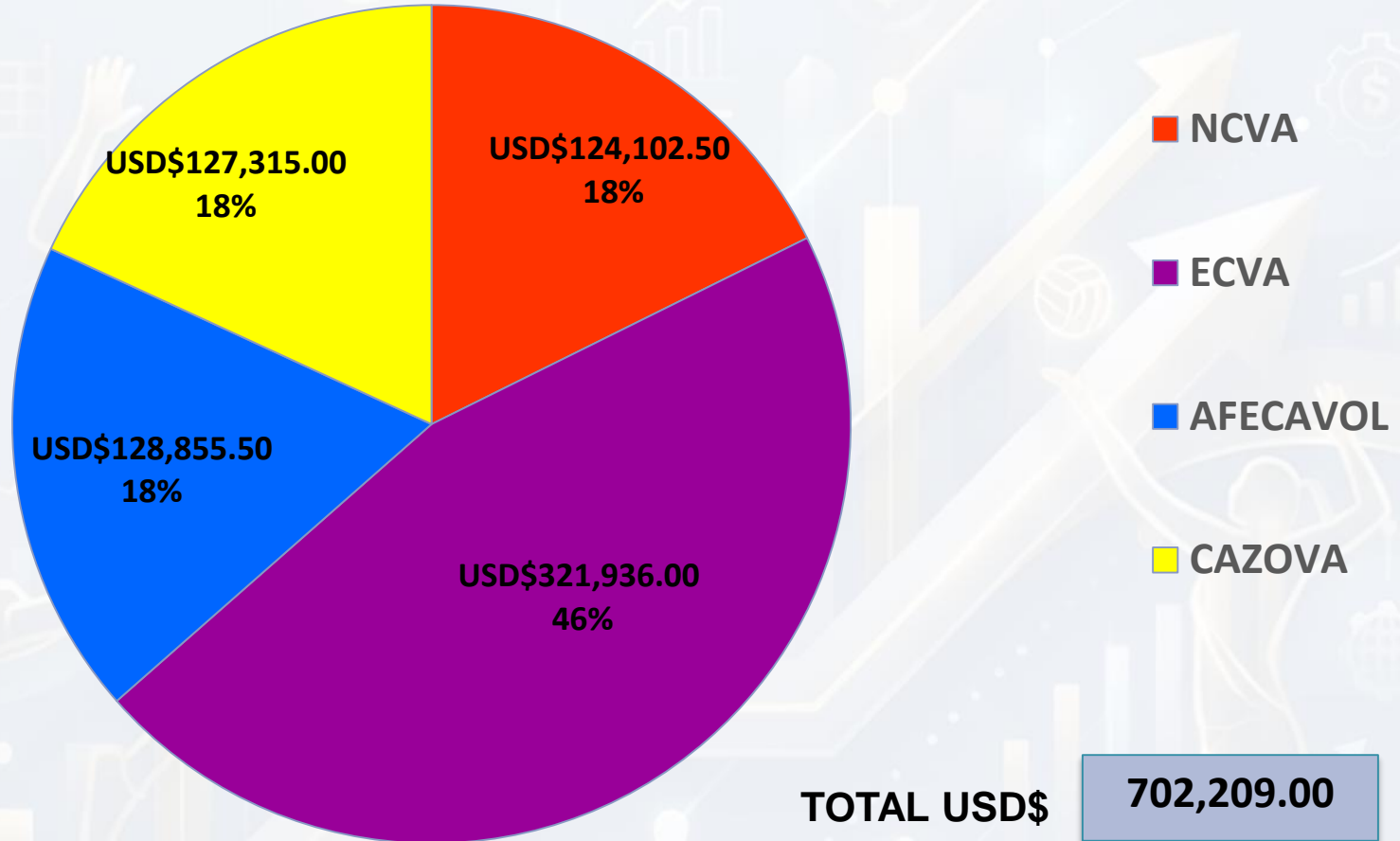


1. SPORT EQUIPMENT AFECVOL
2. SPORT EQUIPMENT CAZOVA
3. SPORT EQUIPMENT ECVA
4. SPORT EQUIPMENT NCVA
5. SPORT EQUIPMENT USED IN EVENTS
6. YOUTH AND JUNIOR PROGRAMS
7. SENIOR TOURNAMENTS

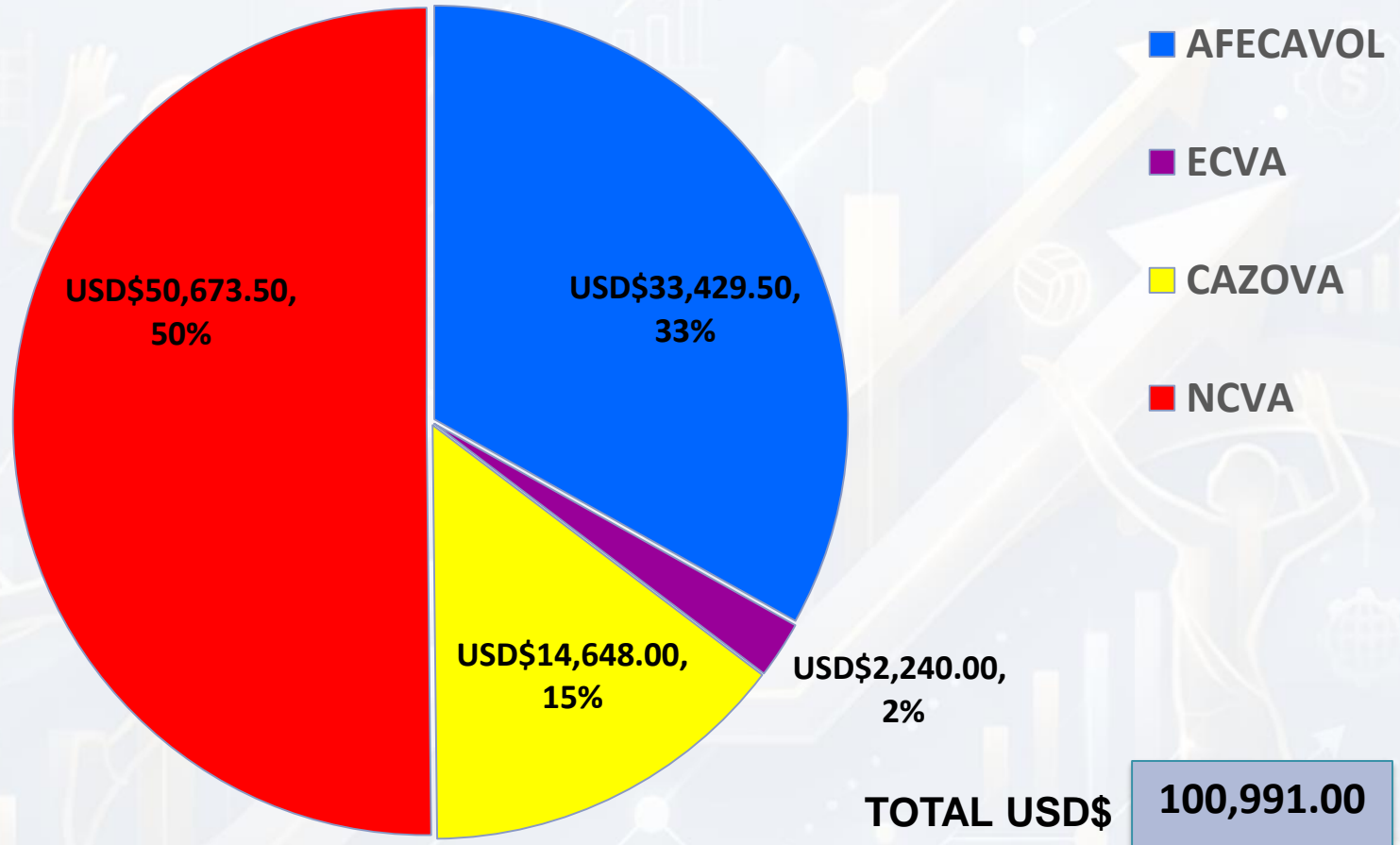
8. CONTINENTAL TOUR BEACH VOLLEYBALL
9. FIVB REGIONAL DEVELOPMENT CENTRE
10. VOLLEYBALL INSTRUCTORS
11. CONGRESS, ASSEMBLIES, MEETINGS AND OTHER EXPENSES



SPORTS EQUIPMENTS BY ZONAL ASSOCIATION JANUARY-DECEMBER, 2025

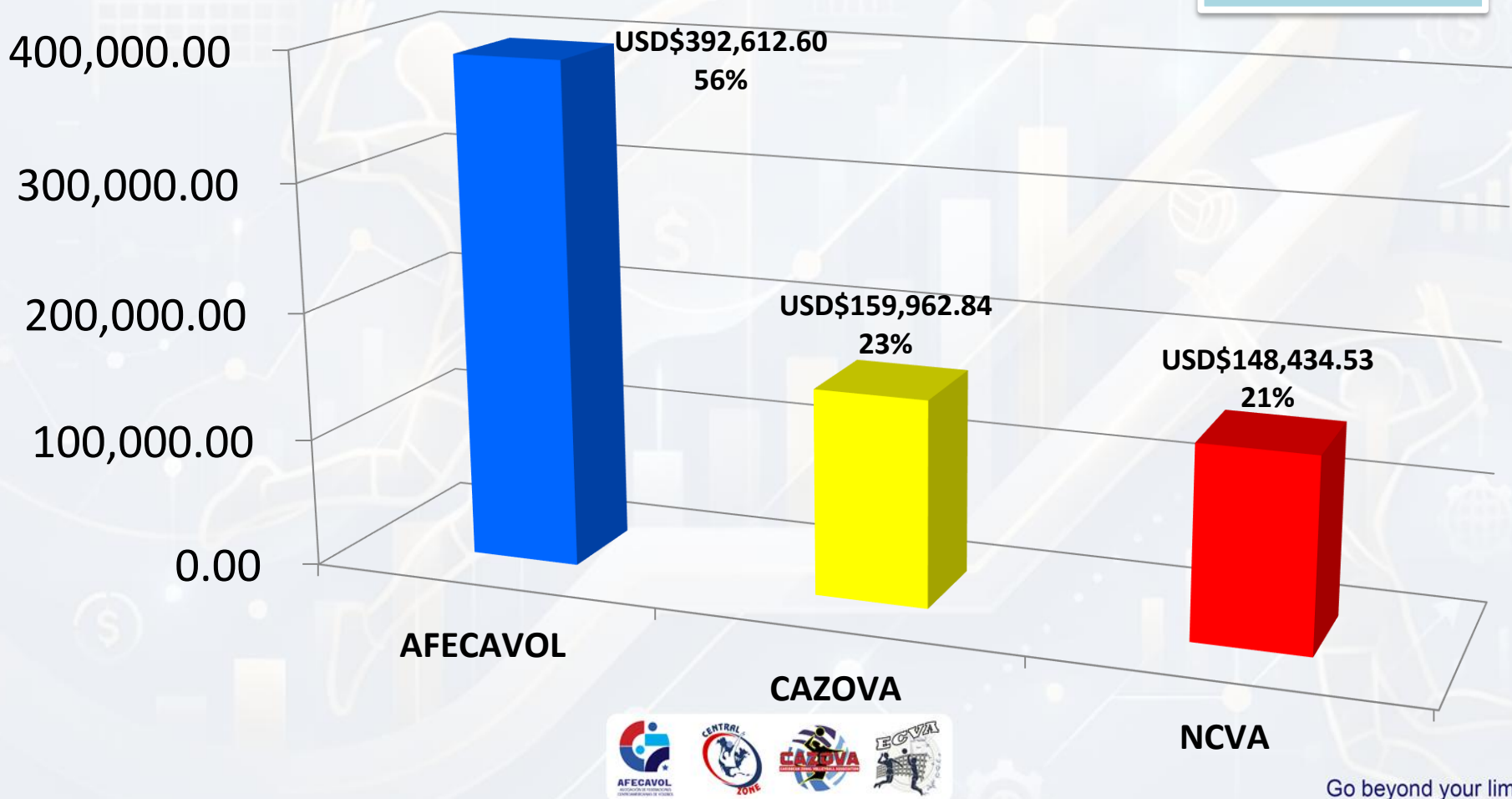


SPORTS EQUIPMENTS USED IN EVENTS AND OTHERS JANUARY-DECEMBER, 2025

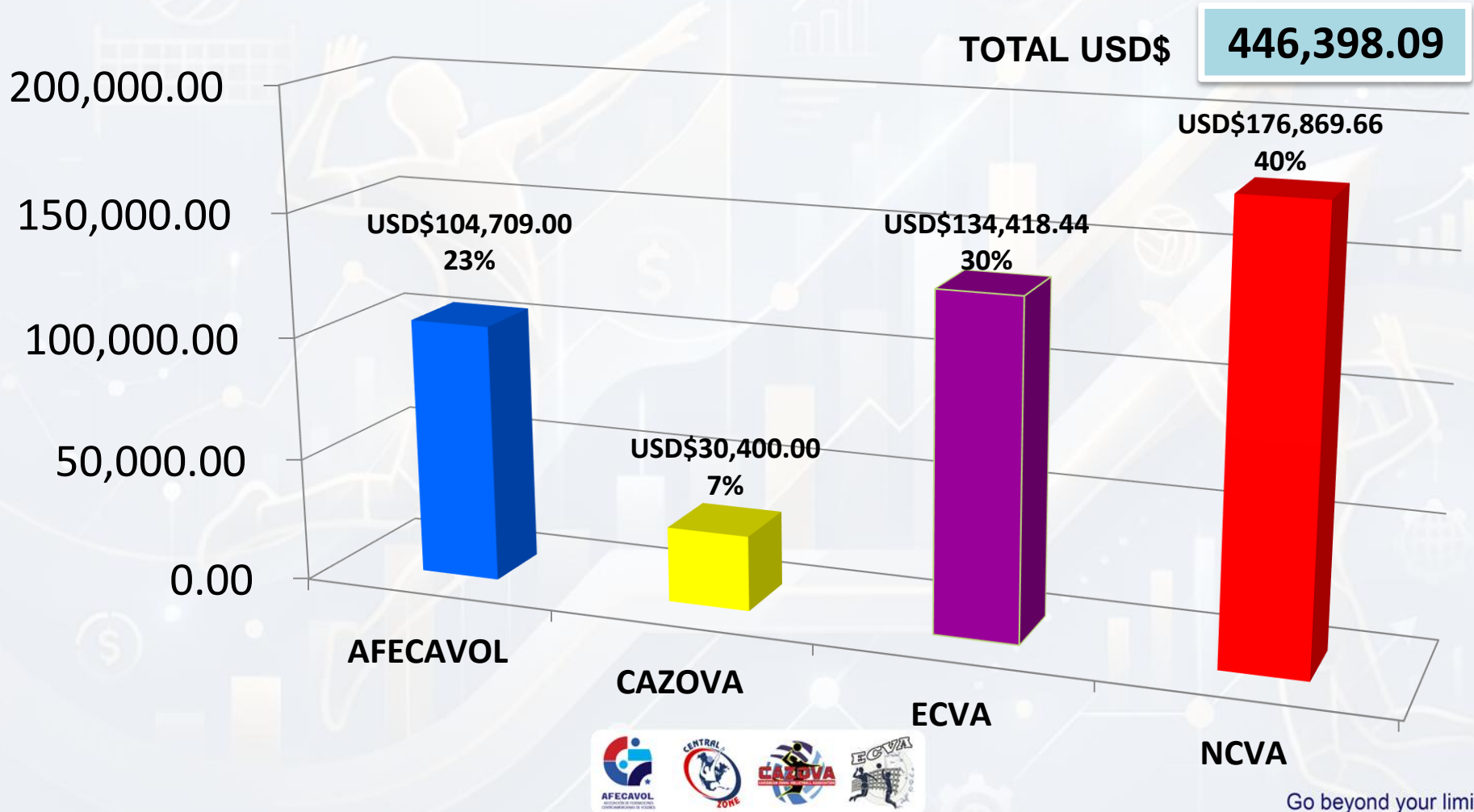


YOUTH AND JUNIOR PROGRAMS FINANCIAL SUPPORT AND AIRLINE TICKETS JANUARY-DECEMBER, 2025

TOTAL USD\$ **701,009.97**

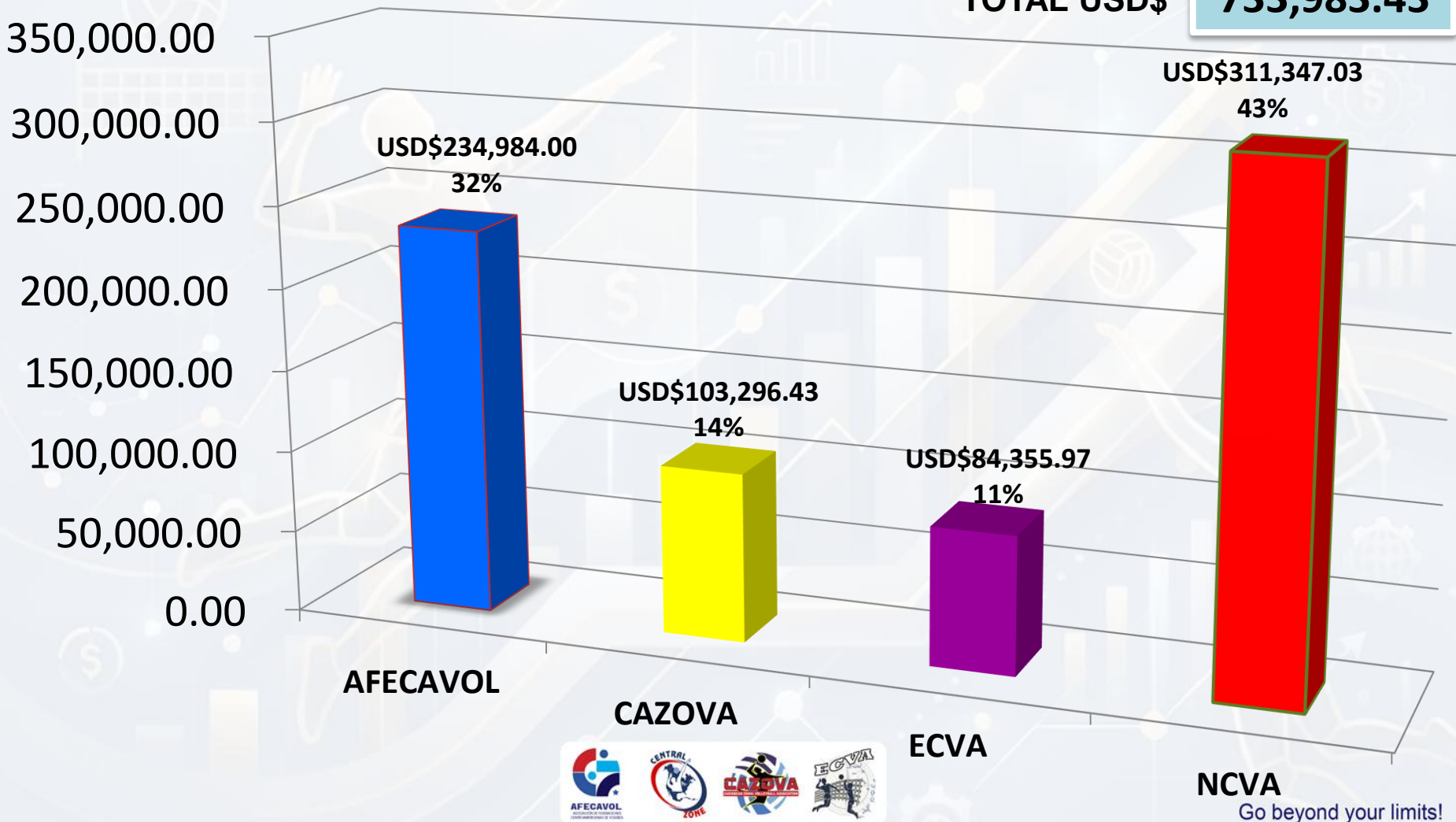


**SENIOR TOURNAMENTS FINANCIAL SUPPORT
AND AIRLINE TICKETS JANUARY-DECEMBER, 2025**



BEACH VOLLEYBALL CONTINENTAL TOUR FINANCIAL SUPPORT AND AIRLINE TICKETS JANUARY-DECEMBER, 2025

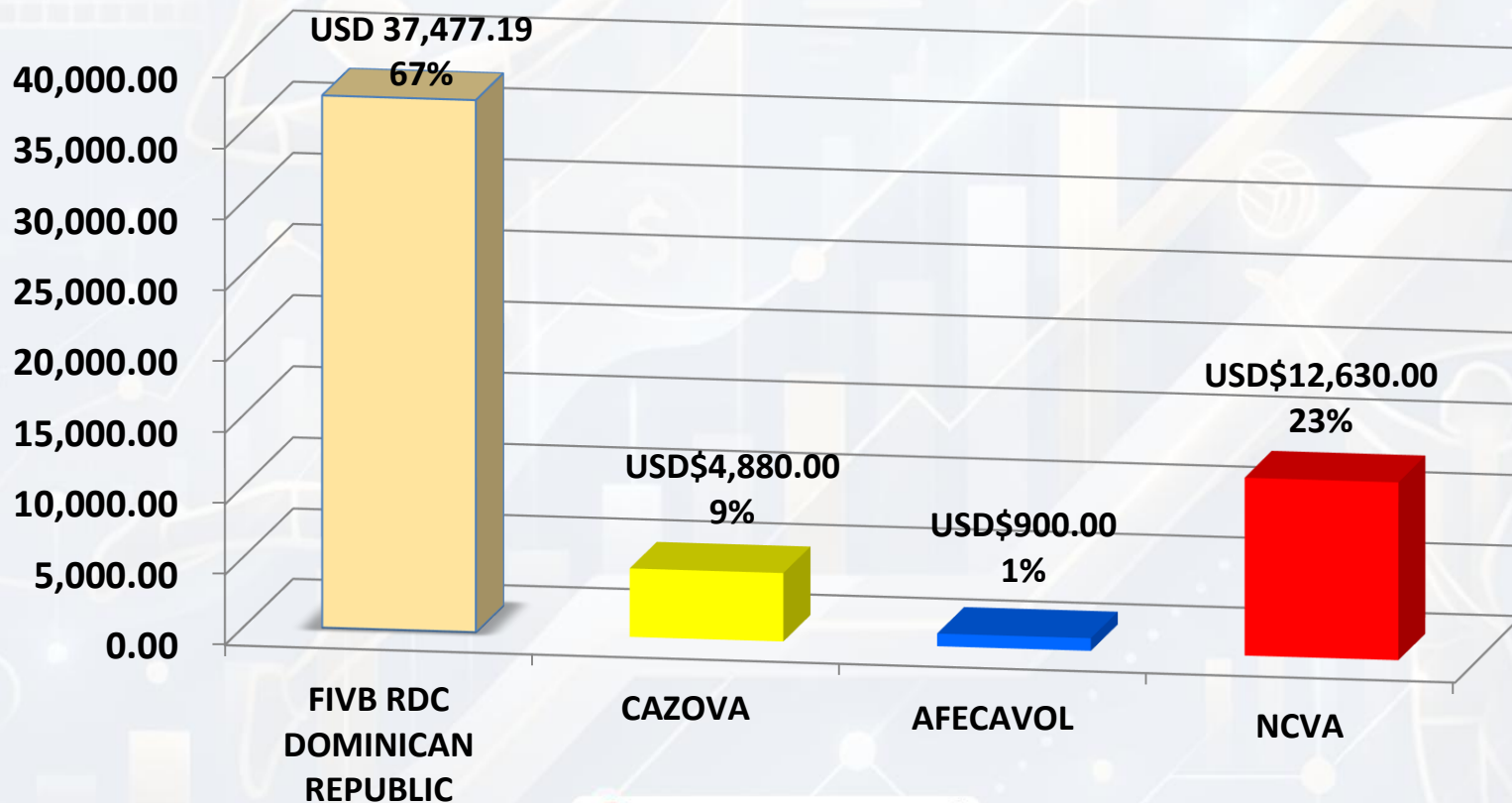
TOTAL USD\$ 733,983.43



**FIVB REGIONAL DEVELOPMENT CENTER
JANUARY-DECEMBER, 2025**

TOTAL USD\$

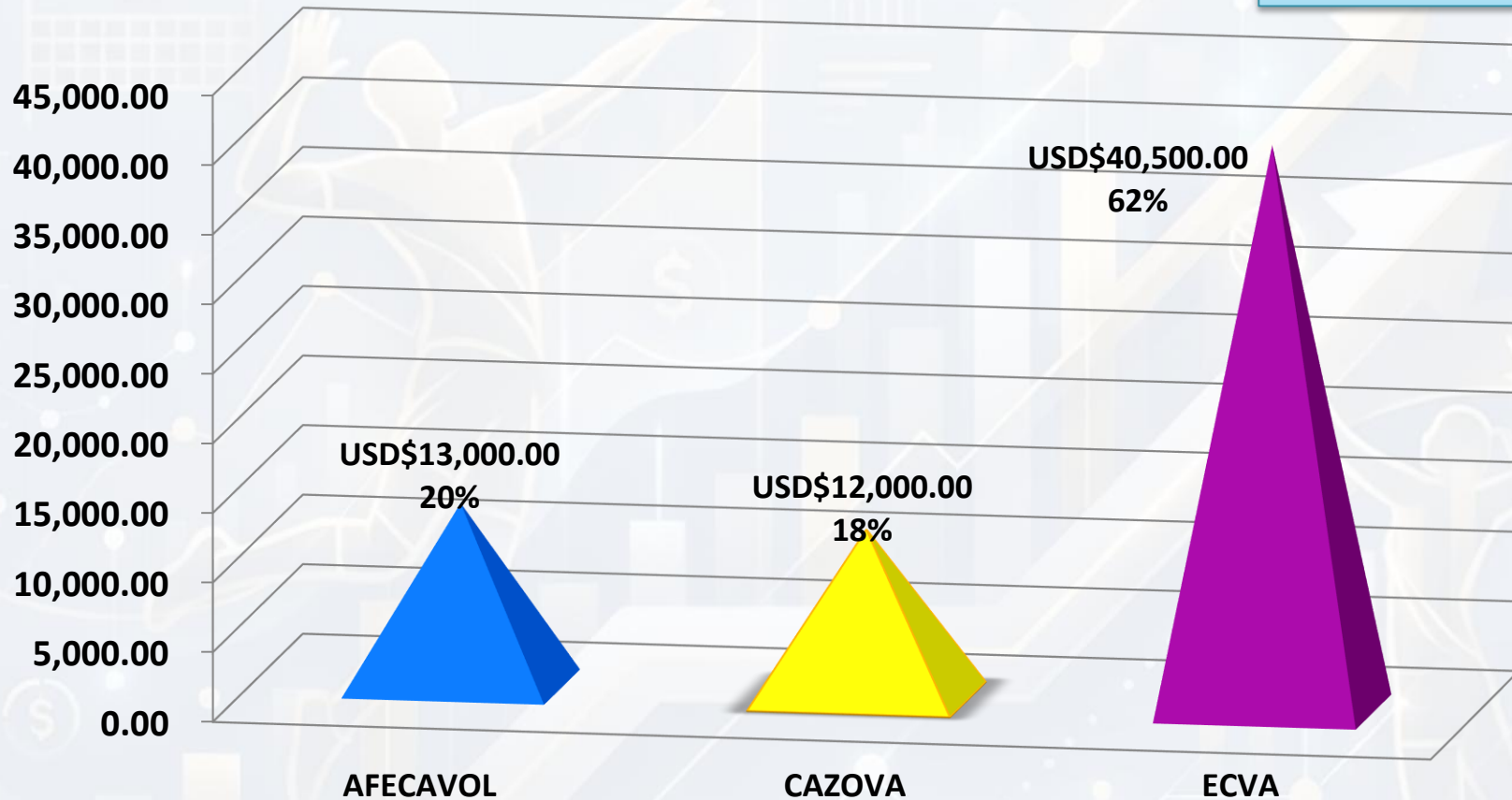
55,887.19



VOLLEYBALL INSTRUCTOR JANUARY-DECEMBER, 2025

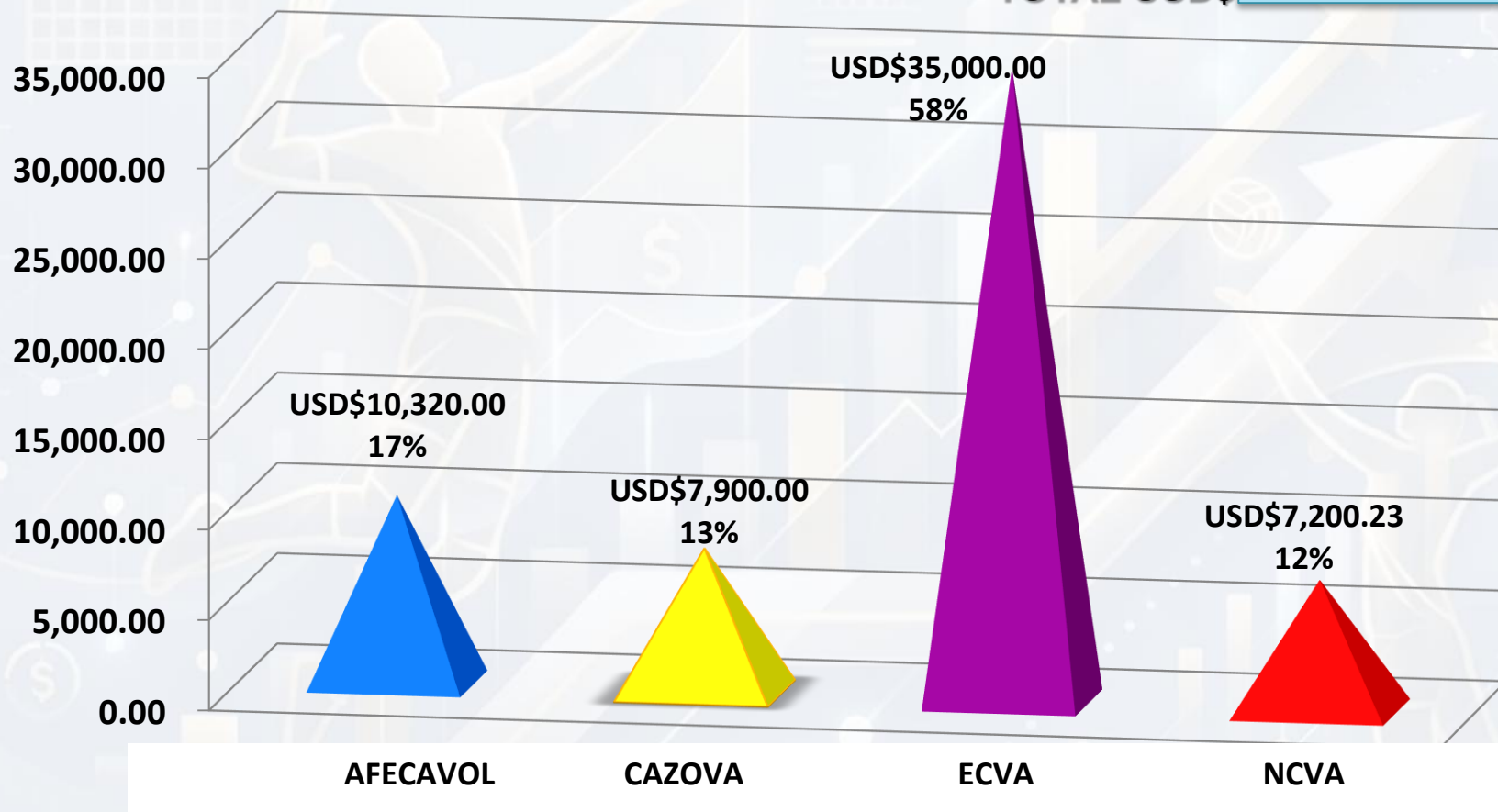
TOTAL USD\$

65,500.00



**CONGRESS, ASSEMBLIES, MEETINGS
AND OTHER EXPENSES
JANUARY-DECEMBER, 2025**

TOTAL USD\$ 60,420.23



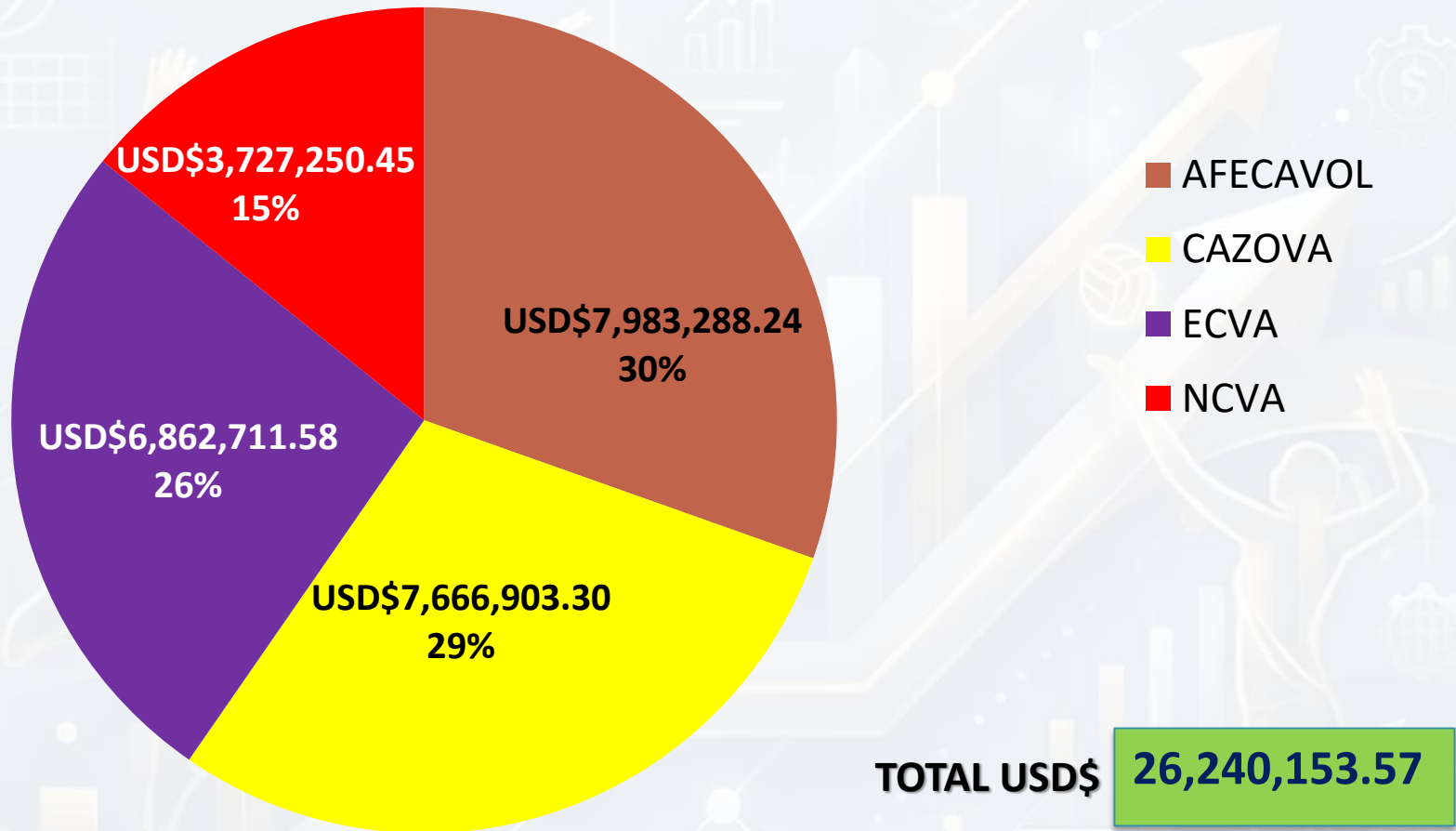


ANNUAL FINANCIAL REPORT 2025

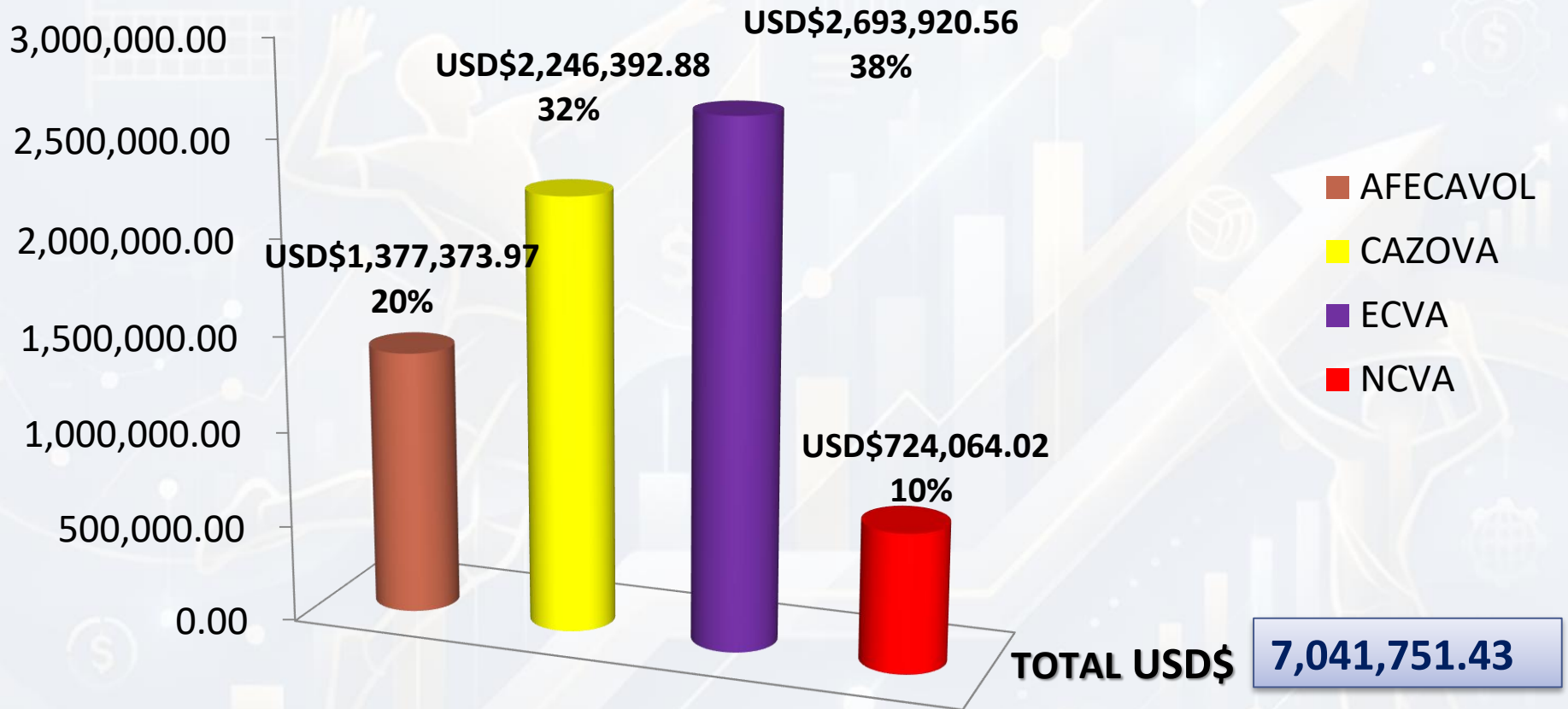
FINANCIAL INVESTMENT ZONAL ASSOCIATION 2010 • 2025



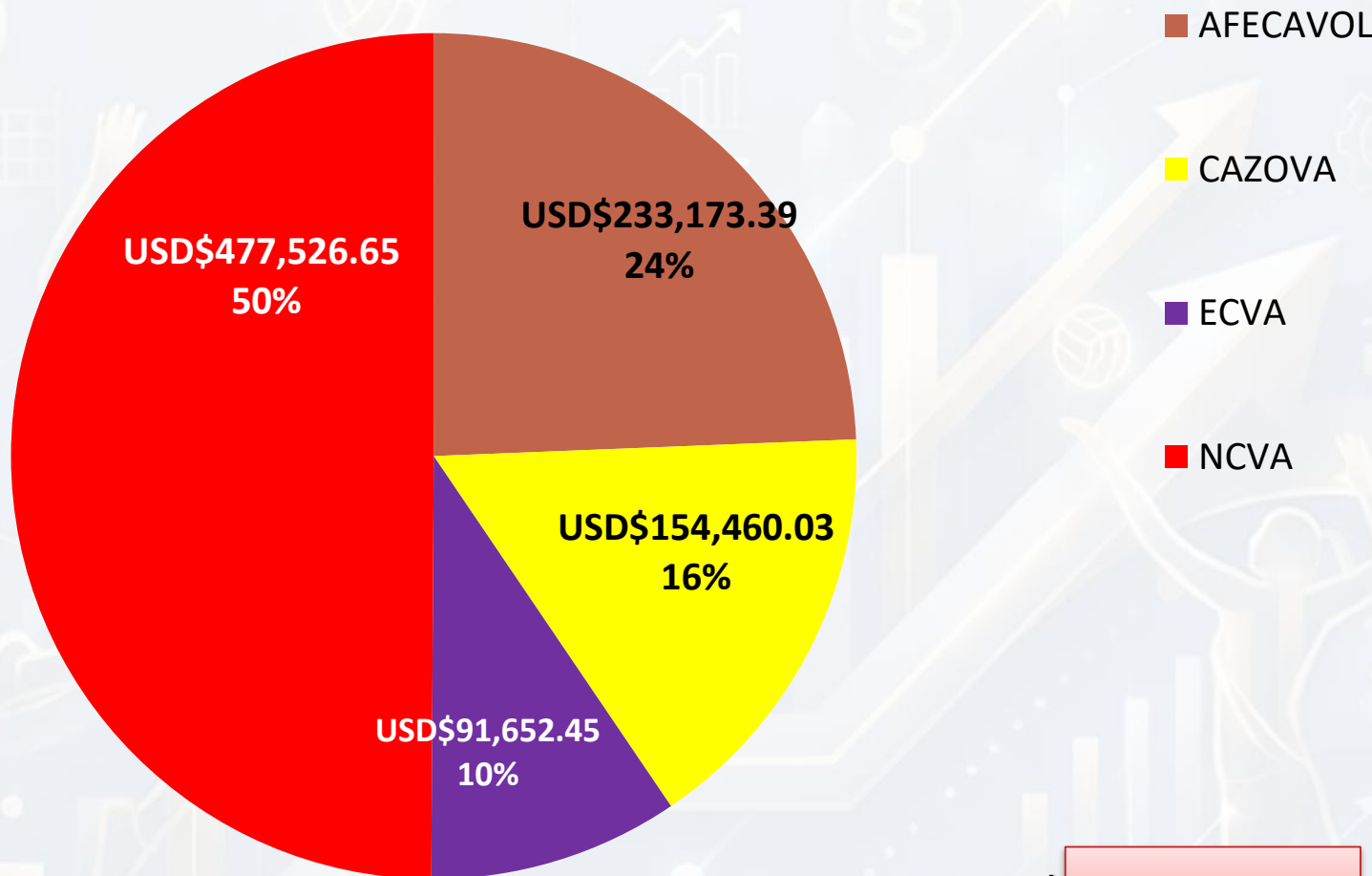
TOTAL INVESTMENT FINANCIAL SUPPORT, EQUIPMENT AND AIRLINE TICKETS TO ZONAL ASSOCIATION 2010 -2025



SPORT EQUIPMENT ANNUAL ALLOCATION 2010-2025



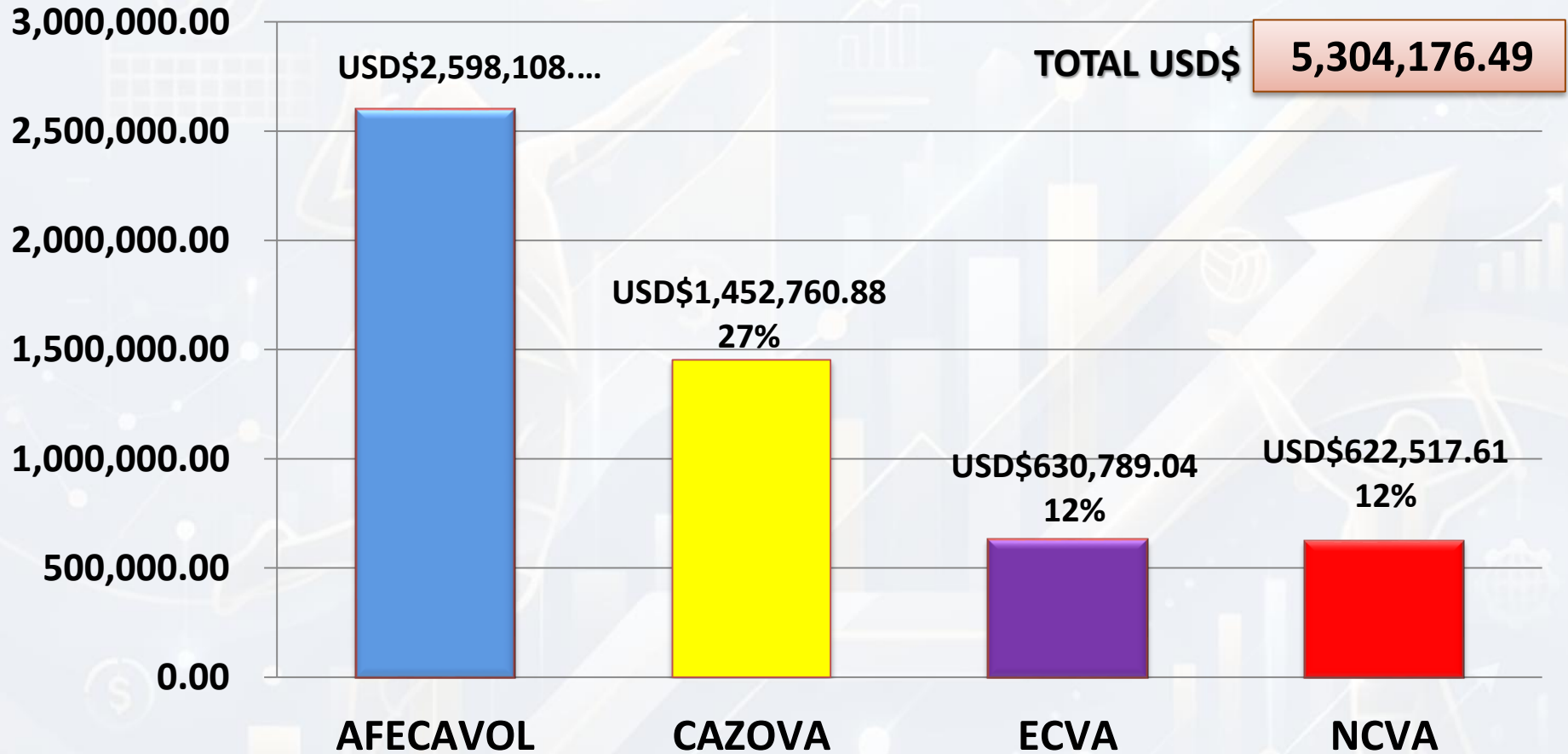
SPORT EQUIPMENT USED IN EVENTS AND OTHERS 2010-2025



TOTAL USD\$ 956,812.52

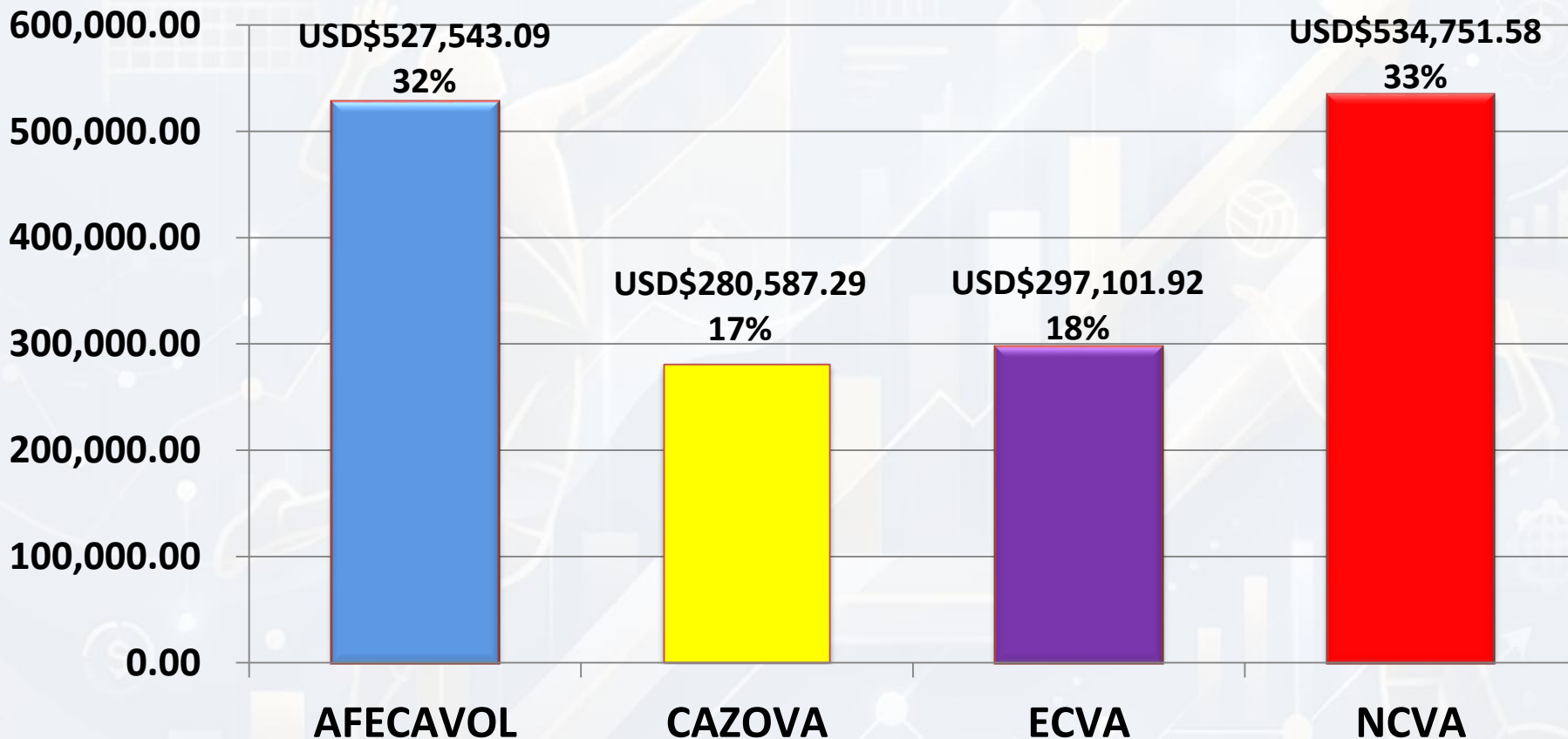


YOUTH & JUNIOR PROGRAMS FINANCIAL SUPPORT AND AIRLINE TICKETS 2010-2025



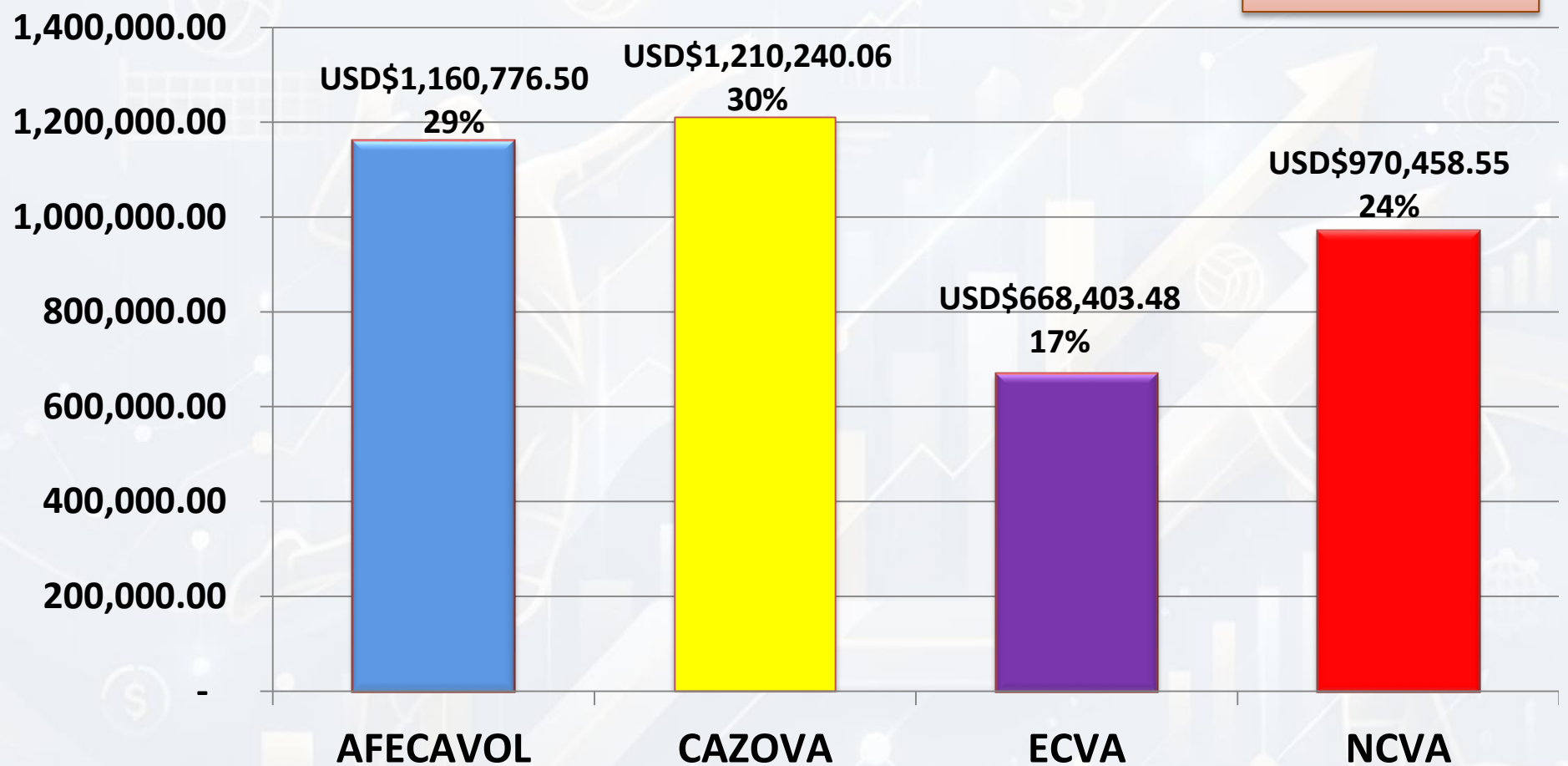
SENIOR TOURNAMENT FINANCIAL SUPPORT AND AIRLINE TICKETS 2010-2025

TOTAL USD\$ 1,639,983.88



BEACH VOLLEYBALL CONTINENTAL TOUR FINANCIAL SUPPORT AND AIRLINE TICKETS 2010-2025


TOTAL USD\$ 4,009,878.59



**FIVB WORLD CHAMPIONSHIP
BEACH VOLLEYBALL
2010-2025**

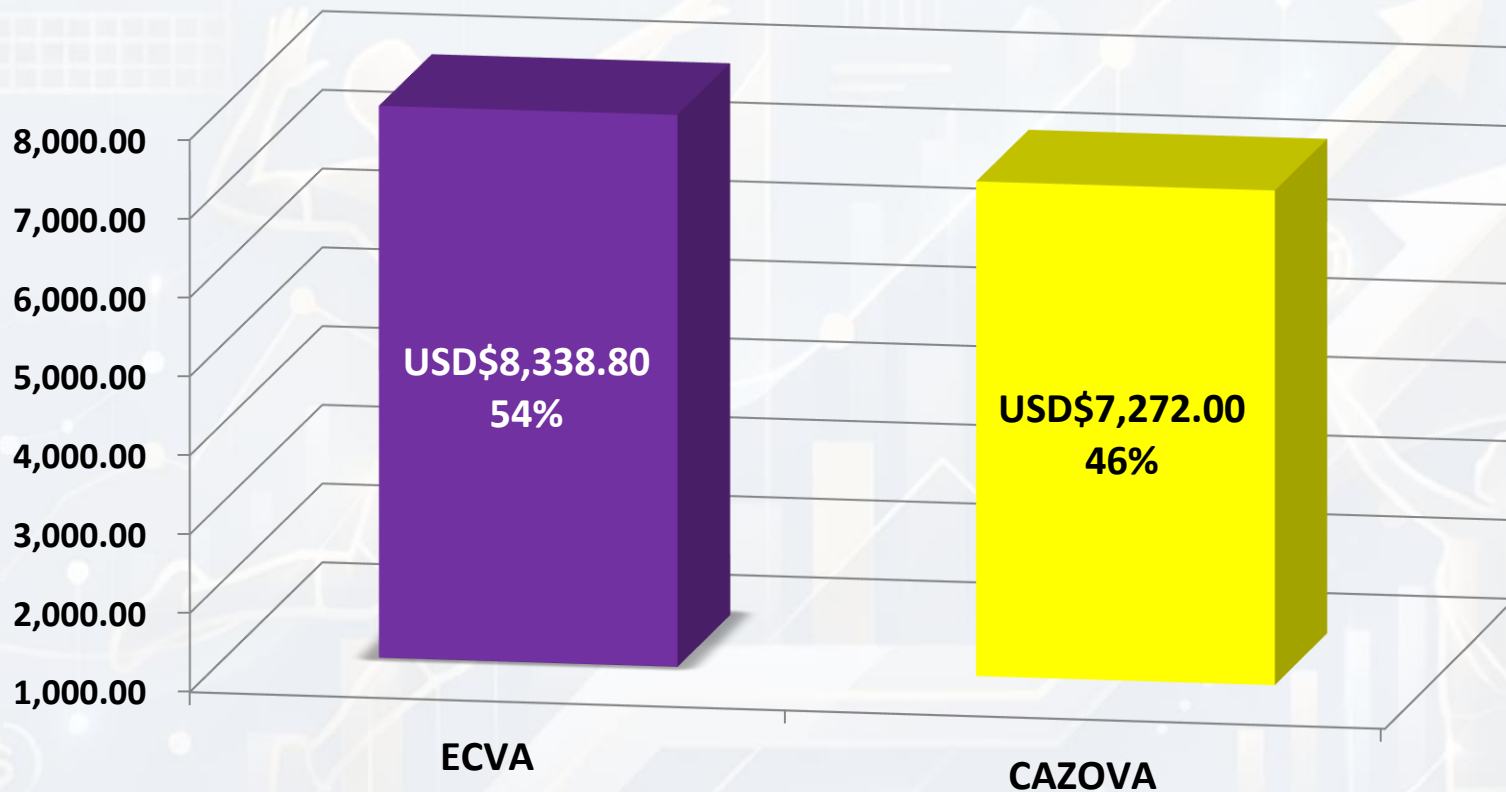
TOTAL USD\$

9,814.40



BEACH VOLLEYBALL YOUTH QUALIFIER 2010-2025

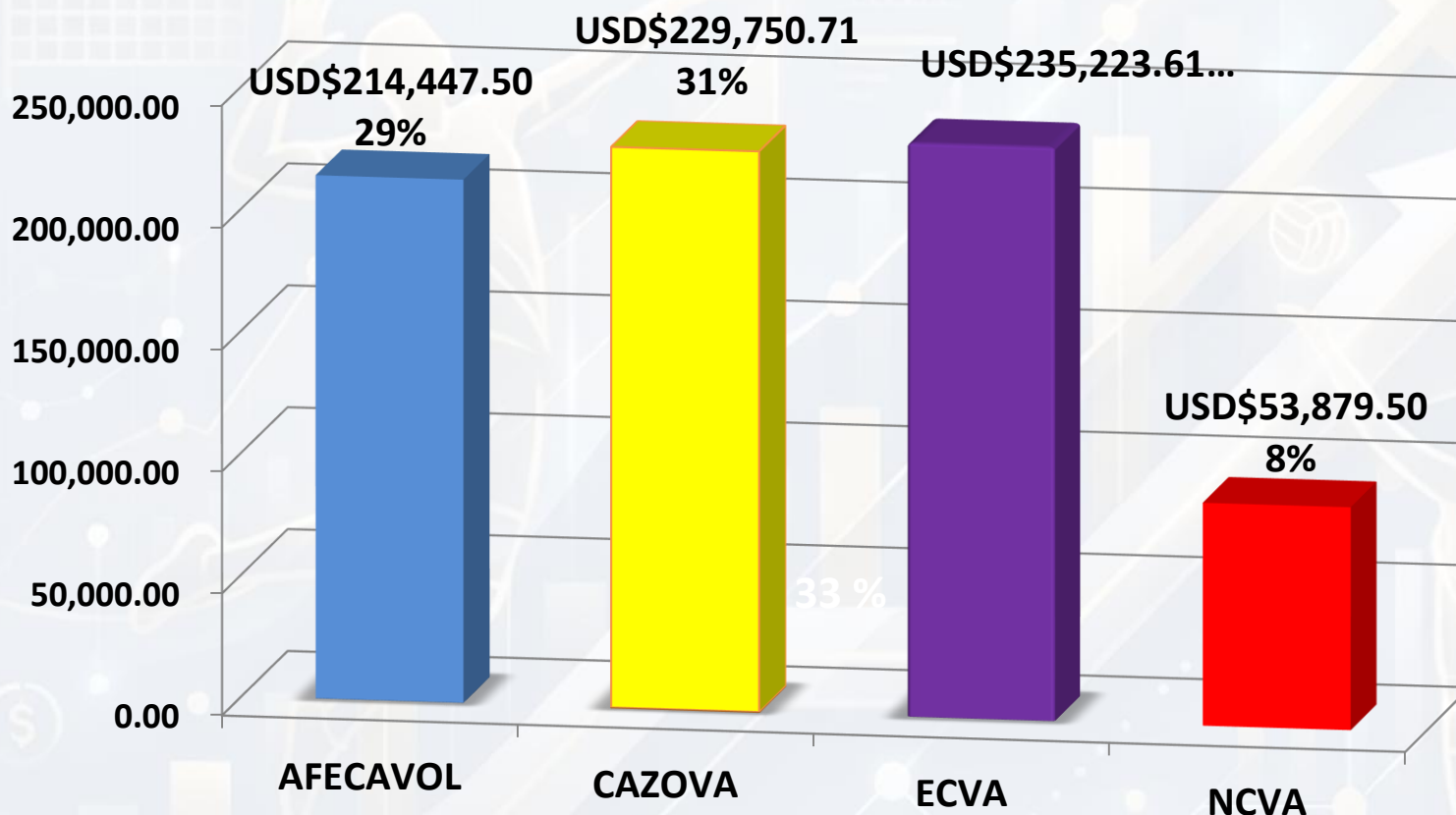
TOTAL USD\$ 15,610.80



COURSES AND SEMINARS 2010-2024

TOTAL USD\$

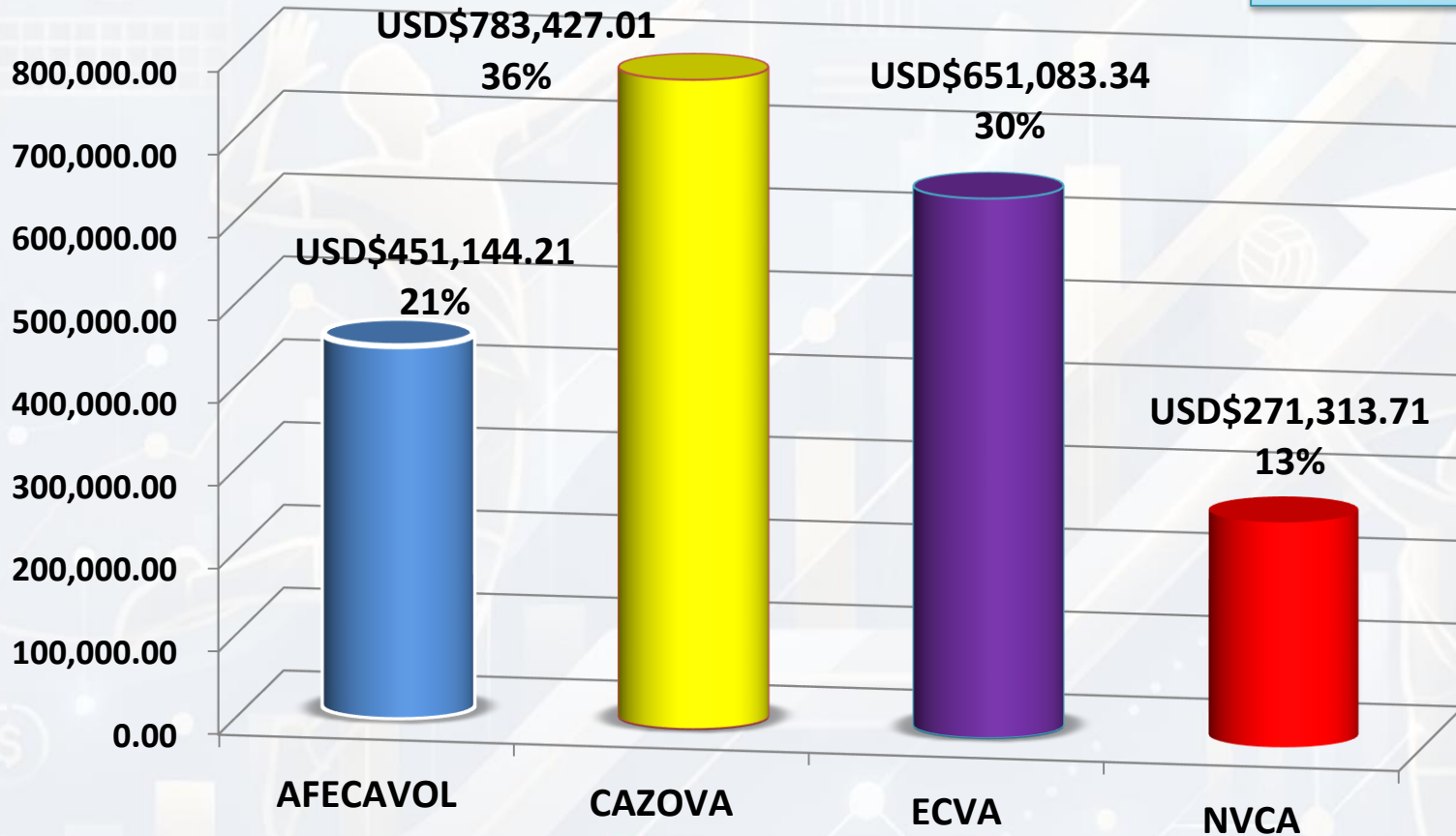
733,301.32



SPORTS COURTS VOLLEYBALL SURFACE
2010-2025

TOTAL USD\$

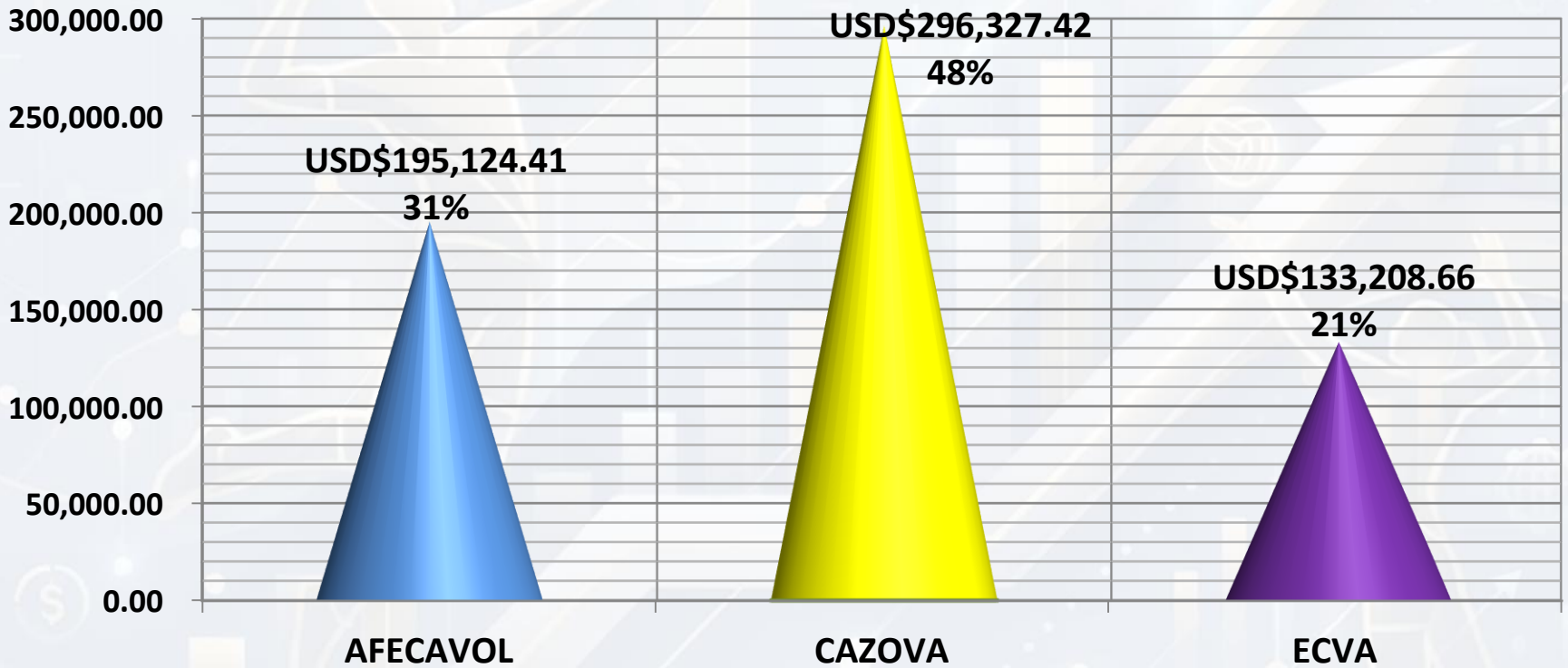
2,156,968.27



**BEACH VOLLEYBALL CONTINENTAL CUP
2012-2025**

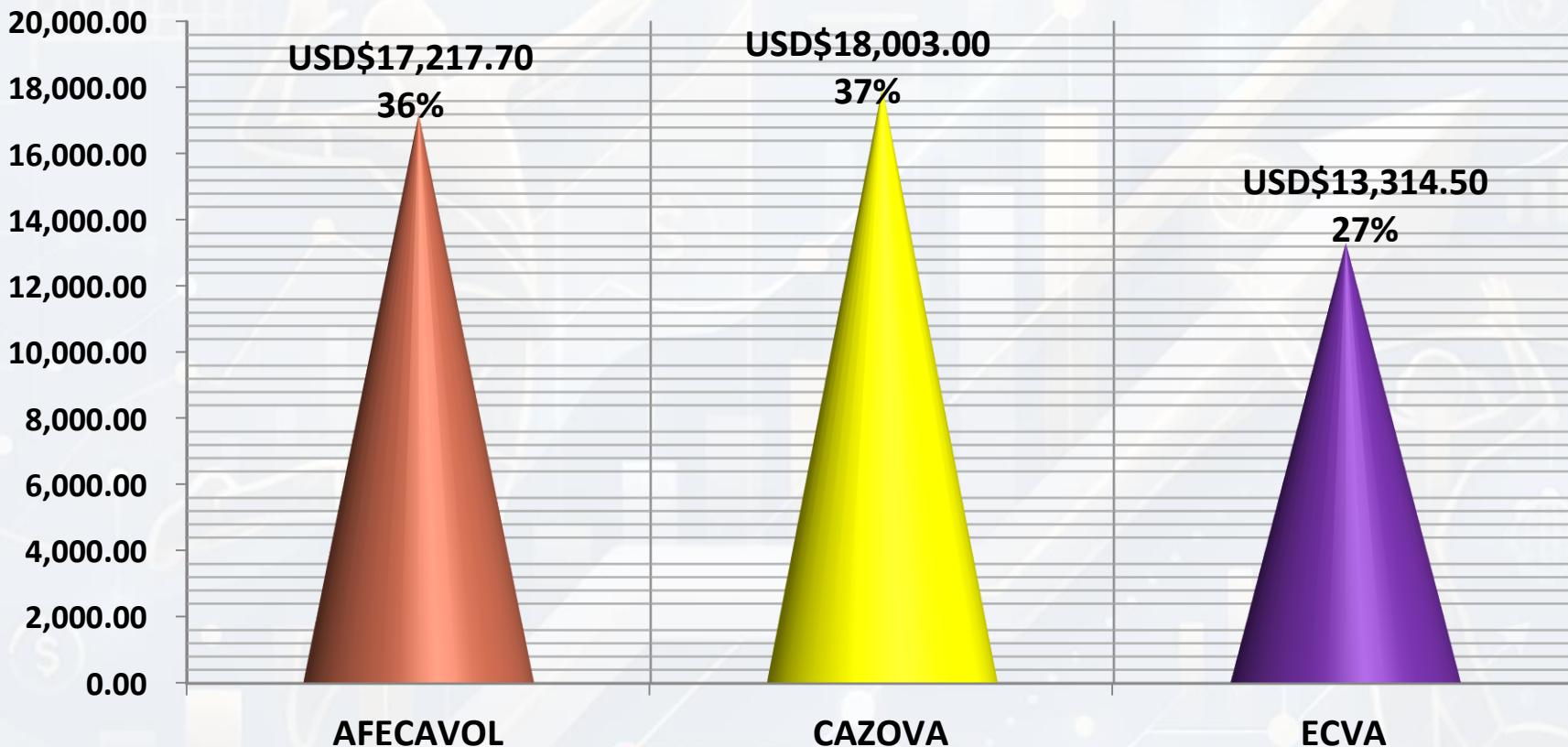
TOTAL USD\$

624,660.49



BEACH VOLLEYBALL YOUTH OLYMPIC GAMES, NANJING 2014

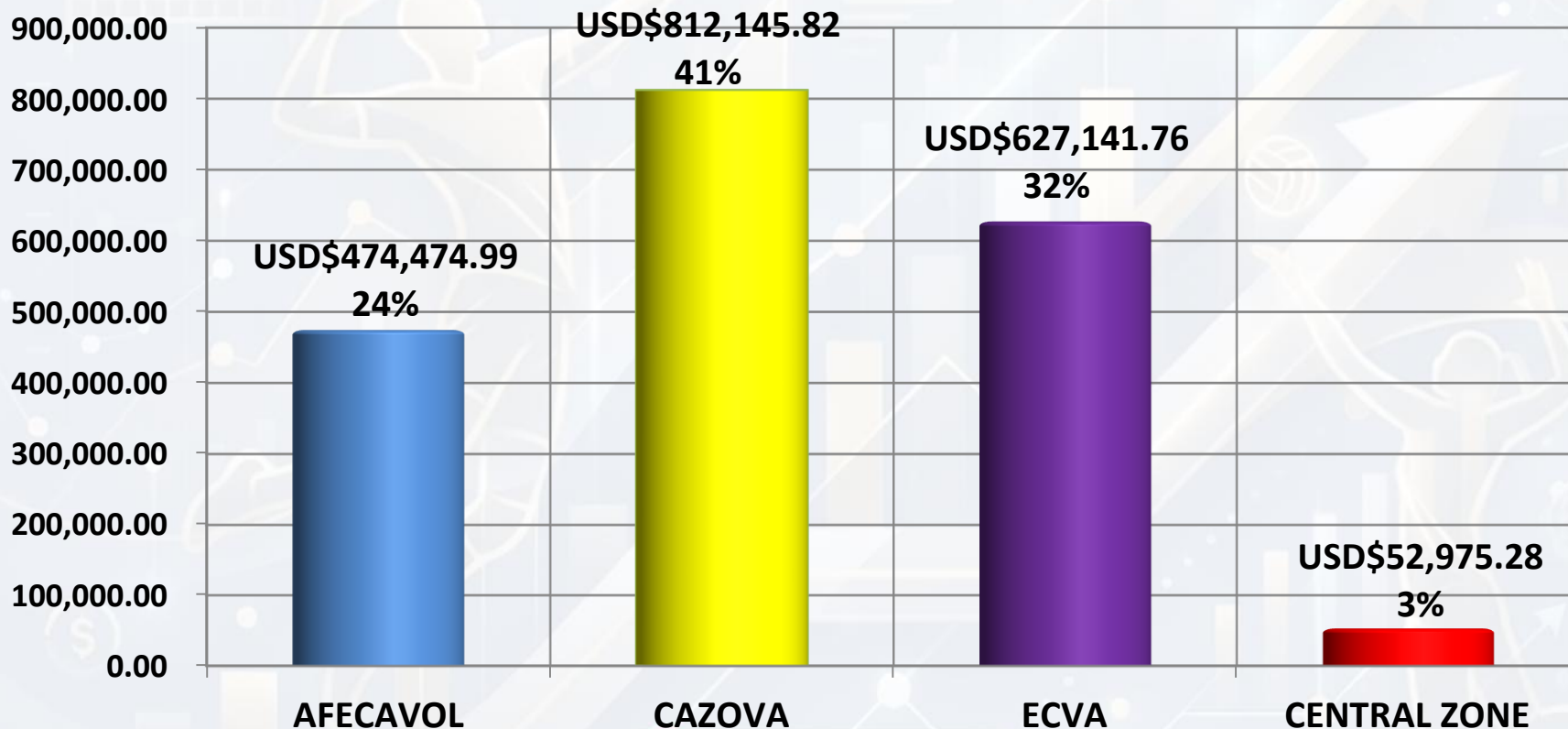
TOTAL USD\$ **48,535.20**



WORLD CHAMPIONSHIP QUALIFICATION TOURNAMENTS 2014- 2017

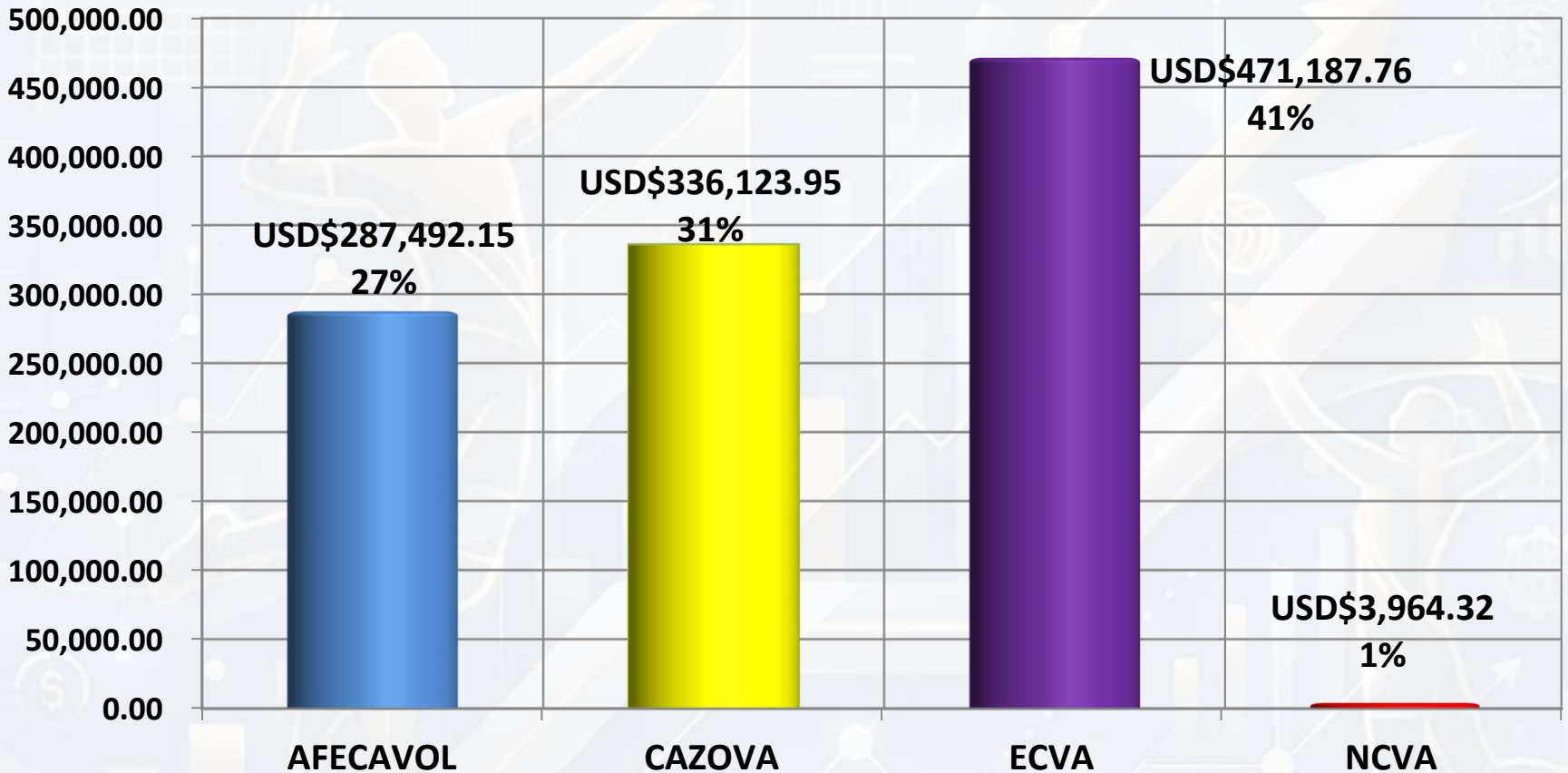
TOTAL USD\$

1,966,737.85

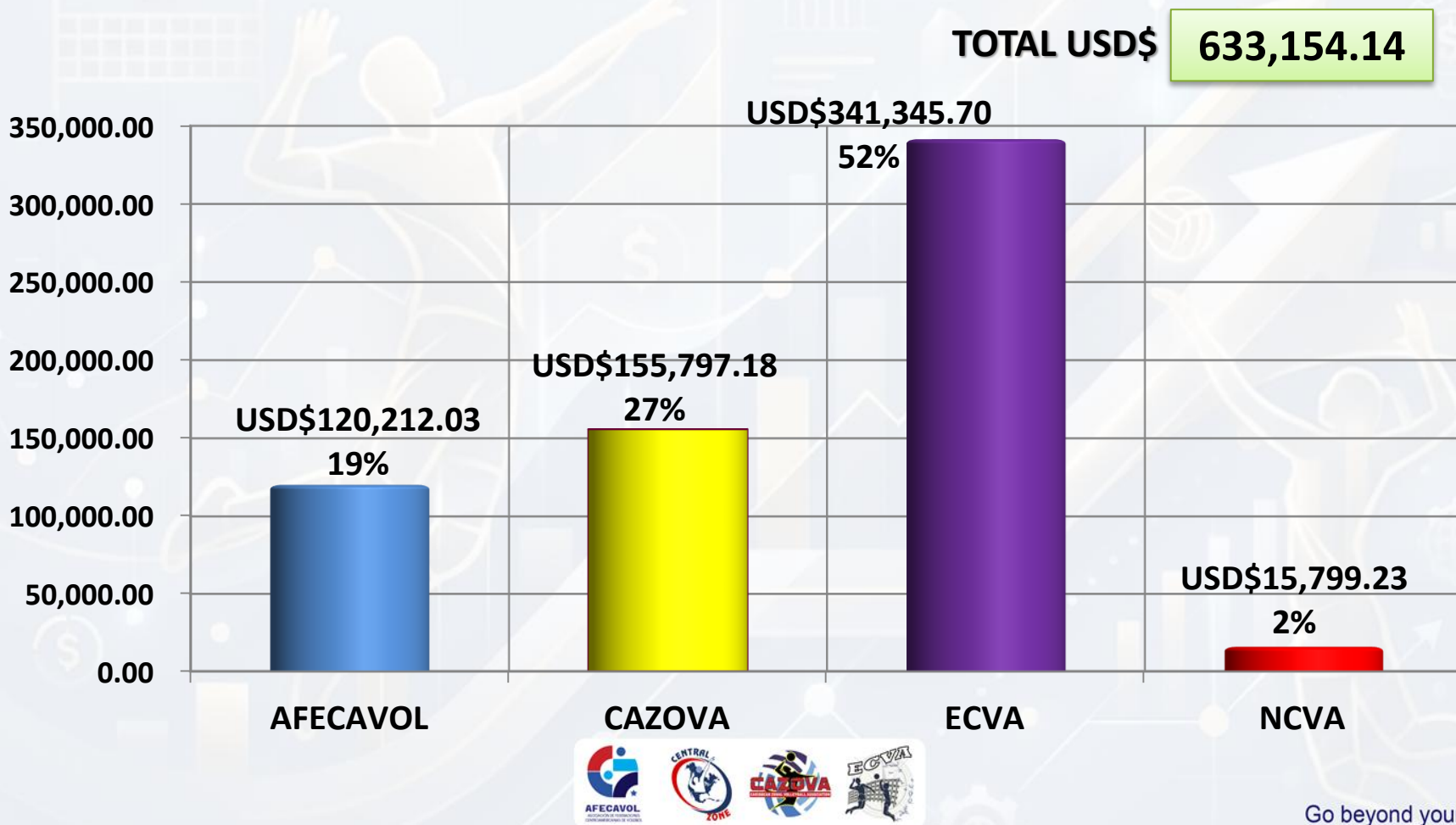


VOLLEYBALL INSTRUCTOR 2010-2025

TOTAL USD\$ 1,098,768.18



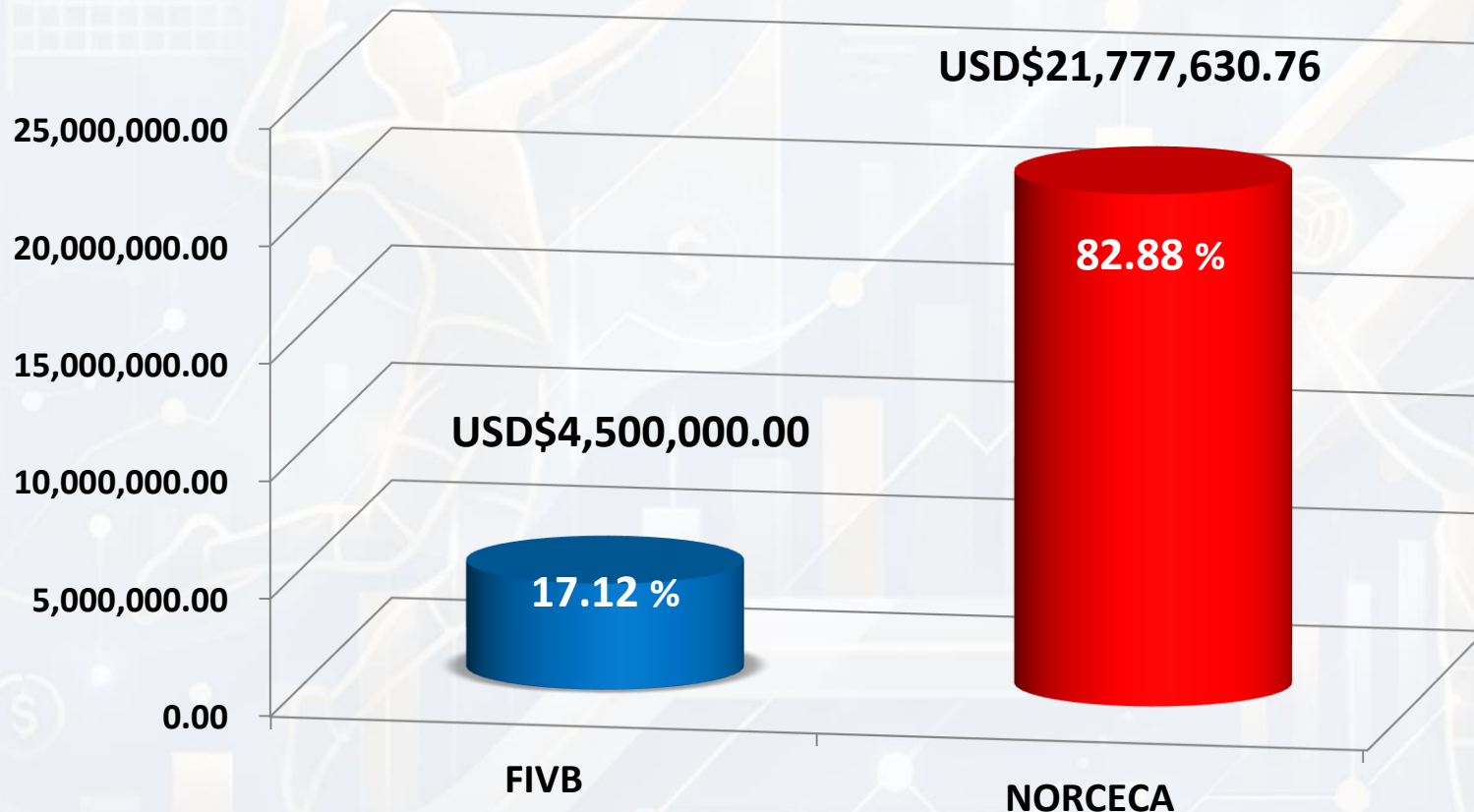
CONGRESS, ASSEMBLIES, MEETINGS AND OTHER EXPENSES 2010-2025



**TOTAL INVESTMENT IN THE FIVB/NORCECA
DEVELOPMENT PLAN
2010-2025**

TOTAL USD\$

26,277,630.76





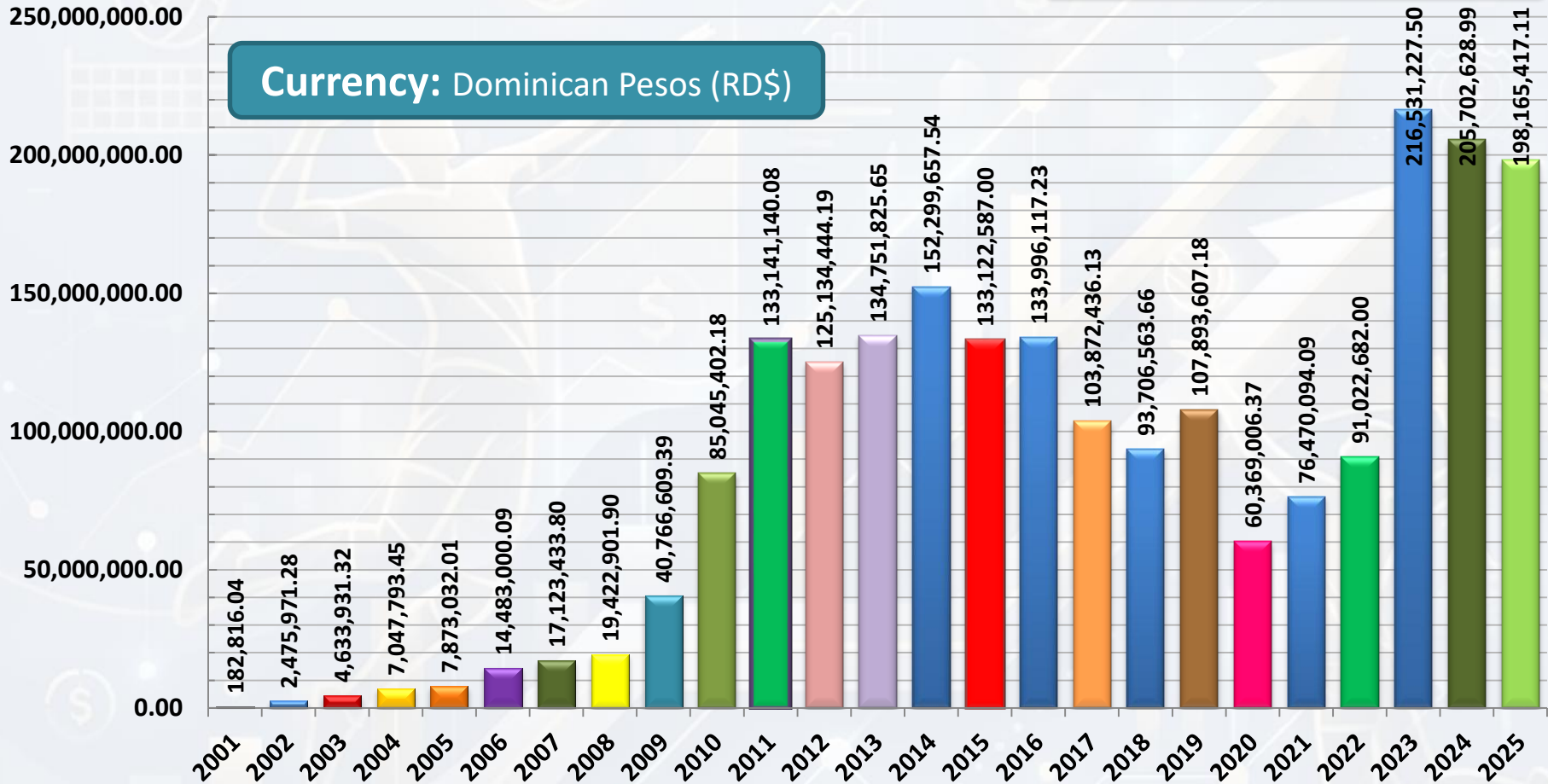
ANNUAL FINANCIAL REPORT 2025

FINANCIAL EVOLUTION 2001 • 2025



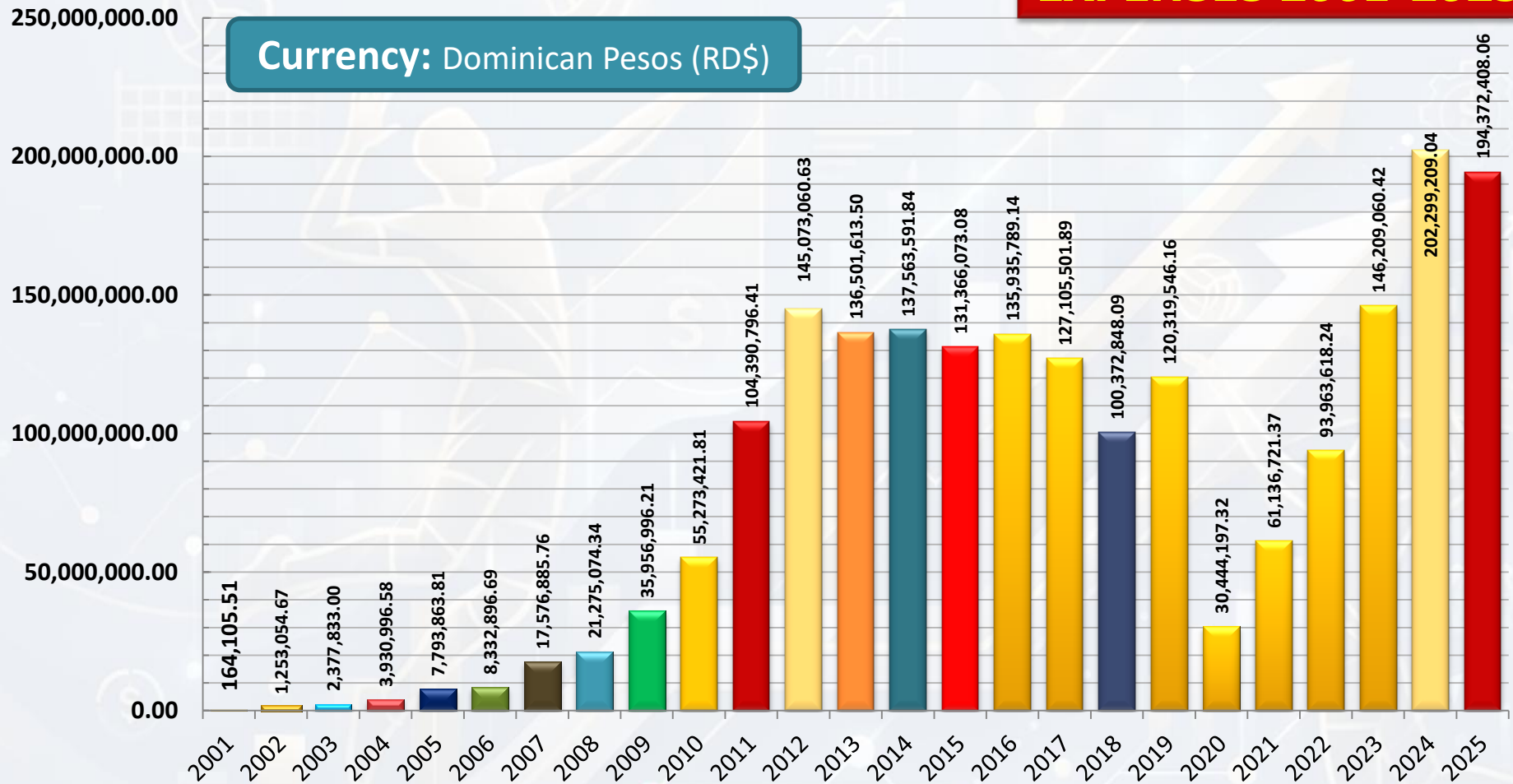
Go beyond your limits!

INCOME 2001-2025



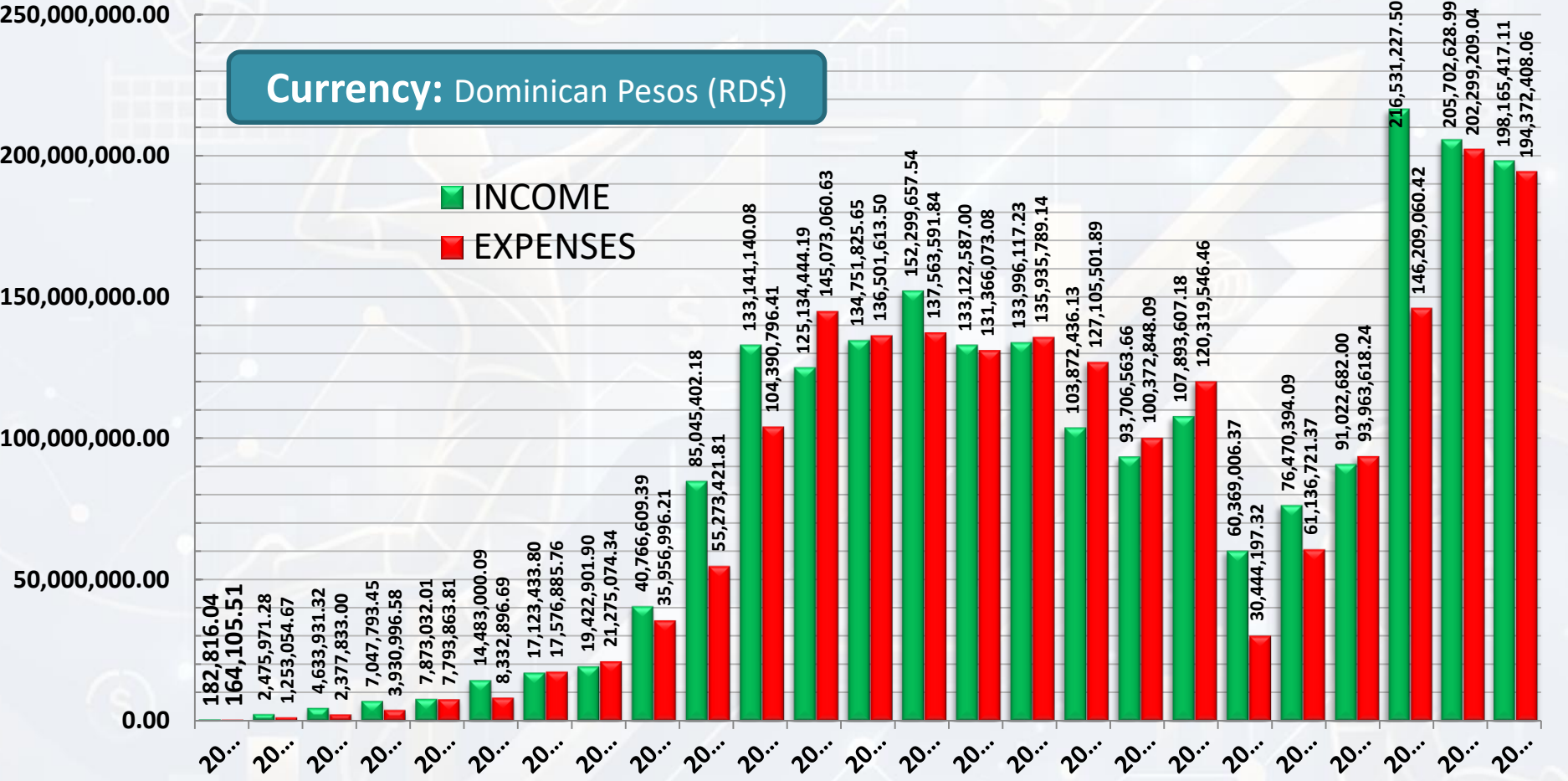
EXPENSES 2001-2025

Currency: Dominican Pesos (RD\$)



INCOME AND EXPENSES 2001-2025

Currency: Dominican Pesos (RD\$)



INCOME AND EXPENSES 2001-2025

