



2018 WORLD CHAMPIONSHIP  
QUALIFICATION  
CAZOVA TOURNAMENT

SENIOR MEN GROUP D & E

---



**Daily Bulletin**

July 8<sup>th</sup>, 2017

**6**



## CAZOVA Senior Championship Men

July 2nd to 10th, 2017

National Cycling Centre

Couva, Trinidad

Tuesday 4th July 2017					Results					
Time	Match		Group	Game	Set 1	Set 2	Set 3	Set 4	Set 5	
1 2:00 PM	MQE	vs	SUR	D	1-3	21-25	25-17	23-25	19-25	
2 4:00 PM	JAM	vs	HAI	E	3-1	25-22	25-20	19-25	25-22	
3 7:00 PM	BAR	vs	BAH	E	3-2	22-25	25-19	12-25	25-18	15-11
4 9:00 PM	TTO	vs	CUR	D	3-2	23-25	22-25	25-23	25-23	15-12

Wednesday 5th July 2017					Results					
Time	Match		Group	Game	Set 1	Set 2	Set 3	Set 4	Set 5	
5 2:00 PM	CUR	vs	MQE	D	0-3	14-25	23-25	23-25		
6 4:00 PM	BAH	vs	JAM	E	0-3	18-25	19-25	18-25		
7 7:00 PM	BAR	vs	HAI	E	3-2	22-25	19-25	25-23	25-18	15-13
8 9:00 PM	TTO	vs	SUR	D	3-2	22-25	25-22	28-30	25-21	15-9

Thursday 6th July 2017					Results					
Time	Match		Group	Game	Set 1	Set 2	Set 3	Set 4	Set 5	
9 2:00 PM	SUR	vs	CUR	D	3-1	25-20	24-26	25-19	25-23	
10 4:00 PM	BAH	vs	HAI	E	1-3	26-28	16-25	25-16	19-25	
11 7:00 PM	BAR	vs	JAM	E	3-2	25-19	17-25	25-22	16-14	
12 9:00 PM	TTO	vs	MQE	D	3-2	25-22	20-25	19-25	25-21	15-8

Friday 7th July 2017					Results					
Time	Match			Game	Set 1	Set 2	Set 3	Set 4	Set 5	
13 2:00 PM	BAH	vs	CUR	7th & 8th	2-3	29-27	16-25	25-20	22-25	14-16
14 5:00 PM	JAM	vs	MQE	QF 1	0-3	15-25	23-25	17-25		
15 7:00 PM	SUR	vs	HAI	QF2	1-3	25-20	20-25	21-25	31-33	

Saturday 8th July 2017					Results					
Time	Match			Game	Set 1	Set 2	Set 3	Set 4	Set 5	
16 2:00 PM	JAM	vs	SUR	5th & 6th	3-2	26-24	24-26	25-22	23-25	19-17
17 5:00 PM	BAR	vs	MQE	SF 1	1-3	26-28	20-25	25-14	23-25	
18 7:00 PM	TTO	vs	HAI	SF 2	3-1	22-25	25-20	25-21	25-22	

Sunday 9th July 2017					Results					
Time	Match			Game	Set 1	Set 2	Set 3	Set 4	Set 5	
19 2:00 PM	BAR	vs	HAI	3rd & 4th						
20 4:00 PM	TTO	vs	MQE	1st & 2nd						



## CAZOVA Senior Championship Men

July 2nd to 10th, 2017

National Cycling Centre

Couva, Trinidad

Sunday 9th July 2017			
Team	Time	Pick-Up	Venue
Martinique	8:00 AM	6:45 AM	Main Court - NCC
Finals	9:00 AM	7:45 AM	Main Court - NCC





# P-2 VOLLEYBALL • Match result

## 2018 WCQT 2ND ROUND CAZOVA MEN CHAMPIONSHIP 5th and 6th Place (Plac 5-6)



**Match:** 16 **Date:** 7/8/2017 **Spectators:** 100  
**City:** Couva  
**Hall:** National Cycling Centre  
**Match duration:** Start: 14:02 End: 16:30 Total: 2:28

Teams	Sets	1	2	3	4	5	Total
JAM	3	26	24	25	23	19	117
SUR	2	24	26	22	25	17	114
<b>Set duration</b>		0:24	0:26	0:26	0:40	0:20	2:16

**Referees:** SANDIFORD, Sheldon (TTO) & AUGUSTINE, Betty-Ann (MQE)

JAM • JAMAICA		1	2	3	4	5	Pts
1	L Clarke Clifton	L	L	L	L	L	
3	Williams Damor						
4	Dwyer Shane	□	□		□		
6	Brown Dellan	■	■			□	5
8	Clarke Jovanny	□	□	■	■	■	14
9	Hitchman Triston					□	
11	Hartley Jamion	■	■	■	■	■	26
12	McLean Andre	■	■	■	■	■	5
13	Morgan Delford	■	■	■	■	■	7
15	Reid Marlon			□	■	■	6
16	Blake Mark Martin	■	■	■	■	■	21
18	Lewis Mark	■	■	□			1

**Coach:** Gatasheu Bonner  
**Assistant:** Damion Gooden

SUR • SURINAME		1	2	3	4	5	Pts
1	Brunings Dion		□	□		■	
2	Flu Marc	■	■	■	■	■	10
3	Susana Romario			■			3
4	Ong A Fat Furgil	■	■	■			5
5	L Joval Roberto Frits	L	L	L	L	L	
6	Mahabali Leonel	■	■	■	□	□	1
7	Sporkslede Keven	□	□	□	■	■	6
8	Vliet Antoine Verny	□			□	□	4
9	Breinburg Zefanio	■	■	■	■	■	12
10	Fraser Clyde	■	■	■	■	■	12
12	Foe-A-Man Casey			□	□	□	2
20	Naarden Gino Robert	■	■	■	■	■	23

**Coach:** Getrouw Verdy  
**Assistant:** Valdes Diaz Sergio

### TEAMS AND PLAYERS PERFORMANCES

Won Pts	Total Atts	No Name	Scoring Skills	Won Pts	Total Atts	No Name
61	133	<b>Total Team</b>		59	144	<b>Total Team</b>
16	43	11 Hartley Jamion	<b>Spike</b>	20	37	20 Naarden Gino Robert
14	21	16 Blake Mark Martin		10	28	9 Breinburg Zefanio
15	60	<b>Total Team</b>	<b>Block</b>	12	52	<b>Total Team</b>
7	22	16 Blake Mark Martin		4	14	10 Fraser Clyde
4	10	11 Hartley Jamion		2	5	7 Sporkslede Keven
9	116	<b>Total Team</b>	<b>Serve</b>	7	115	<b>Total Team</b>
6	22	11 Hartley Jamion		2	8	9 Breinburg Zefanio
2	23	13 Morgan Delford		1	5	3 Susana Romario
32		<b>Total Team</b>	<b>Opp. error</b>	36		<b>Total Team</b>
117	309	<b>Total Team</b>	<b>Total</b>	114	311	<b>Total Team</b>
26	75	11 Hartley Jamion	<b>Best Scorer</b>	23	61	20 Naarden Gino Robert

Excellent	Total Atts	No Name	Non scoring Skills	Excellent	Total Atts	No Name
14	91	<b>Total Team</b>		15	106	<b>Total Team</b>
8	23	1 Clarke Clifton	<b>Dig</b>	4	16	20 Naarden Gino Robert
5	29	13 Morgan Delford		4	21	4 Ong A Fat Furgil
14	126	<b>Total Team</b>	<b>Set</b>	22	137	<b>Total Team</b>
14	112	12 McLean Andre		10	65	6 Mahabali Leonel
54	102	<b>Total Team</b>	<b>Reception</b>	58	100	<b>Total Team</b>
17	31	1 Clarke Clifton	<b>Success - Faults</b>	16	25	4 Ong A Fat Furgil
19	37	13 Morgan Delford	<b># Attempts</b>	14	25	20 Naarden Gino Robert

■ Starting line-up    Pts = Points scored    [nn] = Captain  
□ Substitute    Atts = Attempts    L = Libero  
Opp = Opponent



# P-2 VOLLEYBALL • Match result

## 2018 WCQT 2ND ROUND CAZOVA MEN CHAMPIONSHIP Semi Finals



**Match:** 17 **Date:** 7/8/2017 **Spectators:** 100  
**City:** Couva  
**Hall:** National Cycling Centre  
**Match duration:** Start: 17:04 End: 19:01 Total: 1:57

Teams	Sets	1	2	3	4	5	Total
<b>BAR</b>	<b>1</b>	26	20	25	23		94
<b>MQE</b>	<b>3</b>	28	25	14	25		92
<b>Set duration</b>		0:30	0:25	0:23	0:30		1:48

**Referees:** MILLER, Lanza (BAH) & WINSTON, Samuel (JAM)

BAR • BARBADOS		1	2	3	4	5	Pts
1	Simpson Shawn	■	■	■	■		17
3	Cyrus Carlos			■	■		4
4	Mayers Ahkeem	■	■	□	□		6
5	Niles Adam						
6	L Packer Stephen	L	L	L	L		
13	Browne Kyle	■	■	■	■		9
14	London Alain	■	■	■	■		6
15	Wood Ammuniki	■	■	■	■		14
16	Holder Chioke	■	■	■	■		6
19	Thompson Klode						
20	Jordan Ashan					□	2
21	Doughty Paul	□	□		□		

**Coach:** MR ANDREW CULPEPPER (BAR)  
**Assistant:** MR SHON HURDLE (BAR)

MQE • MARTINIQUE		1	2	3	4	5	Pts
1	ALPHA Grégory						
2	Christine Loris	■	■	■	■		3
3	BRELEUR Yoann	■	■	■	■		13
4	Soltin Joël	■	■	■	■		2
5	Lefavre David	□		□	□		
7	Larcher Rodrigue	■	■	■	■		13
9	BRIGITTE Jahël				□	□	
10	LOUIS-MARIE William				□		
12	ALPHA Stéphane	■	■	■	■		28
13	L Christine Aymeric	L	L	L	L		
14	Desert Nicolas				□	■	1
17	HARDY-DESSOURCES Gérald	■	■	■	■		4

**Coach:** ERIALC Eddy  
**Assistant:** ROOKUAH Dominique

### TEAMS AND PLAYERS PERFORMANCES

Won Pts	Total Atts	No Name	Scoring Skills	Won Pts	Total Atts	No Name
44	102	<b>Total Team</b>	Spike	47	106	<b>Total Team</b>
15	34	1 Simpson Shawn		23	42	12 ALPHA Stéphane
7	18	13 Browne Kyle		13	25	7 Larcher Rodrigue
13	50	<b>Total Team</b>	Block	6	48	<b>Total Team</b>
7	18	15 Wood Ammuniki		2	3	3 BRELEUR Yoann
2	5	14 London Alain		2	20	17 HARDY-DESSOURCES
7	95	<b>Total Team</b>	Serve	11	91	<b>Total Team</b>
2	16	13 Browne Kyle		5	19	3 BRELEUR Yoann
2	8	15 Wood Ammuniki		4	19	12 ALPHA Stéphane
30		<b>Total Team</b>	Opp. error Total	28		<b>Total Team</b>
94	247	<b>Total Team</b>		92	245	<b>Total Team</b>
17	51	1 Simpson Shawn		<b>Best Scorer</b>	28	70

Excellent	Total Atts	No Name	Non scoring Skills	Excellent	Total Atts	No Name
13	73	<b>Total Team</b>	Dig	18	74	<b>Total Team</b>
5	18	6 Packer Stephen		7	22	13 Christine Aymeric
4	13	14 London Alain		4	12	3 BRELEUR Yoann
9	97	<b>Total Team</b>	Set	20	107	<b>Total Team</b>
9	79	14 London Alain		20	93	2 Christine Loris
28	79	<b>Total Team</b>		37	83	<b>Total Team</b>
13	28	6 Packer Stephen	Reception Success - Faults # Attempts	16	28	3 BRELEUR Yoann
12	30	13 Browne Kyle		13	32	7 Larcher Rodrigue

■ Starting line-up Pts = Points scored [nn] = Captain  
□ Substitute Atts = Attempts L = Libero  
Opp = Opponent



# P-2 VOLLEYBALL • Match result

## 2018 WCQT 2ND ROUND CAZOVA MEN CHAMPIONSHIP Semi Finals



**Match:** 18 **Date:** 7/8/2017 **Spectators:** 300  
**City:** Couva  
**Hall:** National Cycling Centre  
**Match duration:** Start: 19:40 End: 21:26 Total: 1:46

Teams	Sets	1	2	3	4	5	Total
TTO	3	22	25	25	25		97
HAI	1	25	20	21	22		88
<b>Set duration</b>		0:23	0:25	0:25	0:24		1:37

**Referees:** YEARWOOD, Sherry (BAR) & SERVANI, Eckersly (CUR)

TTO • TRINIDAD & TOBAGO		1	2	3	4	5	Pts
2	Harry Enrique						
4	Daniel Kwesi						
5	Bushe Akim	■	■	■	■		5
7	Phillip Marlon		□	■	■		10
8	Donald Kameron	■	■	■	■		3
9	Williams Daneil	■	■				6
10	Hoyte Mikheil	■	■	■	■		18
11	Stewart Ryan	■	■	■	■		13
12	Noriega Nathanael						
14	Roberts Adriel			□			
15	L Mohammed Joshua	L	L	L	L		
18	Legall Brandon	■	■	■	■		15

**Coach:** SEAN-MIGUEL MORRISON  
**Assistant:** TOBIAS OTTLEY

HAI • HAITI		1	2	3	4	5	Pts
1	L Cedme Pedro	L	L	L	L		
2	Toussaint Christian	■	■	■	■		2
3	Mesidor Steneley	■	■	■	□		6
4	Frederic Jacques-Antoine	■	■	■			9
5	Cothiere Love Junior Emmanuel			□			1
6	Registre Fritz Wanel			□	■		
7	Antoine Claude	■	■	■	■		11
8	Glezil May Newbornson		□	□	■		8
9	Benjamin Irvens			□	■		7
10	Alexandre Leslee	■	■	■			1
11	Joseph Frantz	□		□	■		
12	Lebrun Olson	■	■	■	□		3

**Coach:** LARRIEUX, Yves (HAI)  
**Assistant:** ADOLPHE, Ralph (HAI)

### TEAMS AND PLAYERS PERFORMANCES

Won Pts	Total Atts	No Name	Scoring Skills	Won Pts	Total Atts	No Name
57	128	<b>Total Team</b>		42	116	<b>Total Team</b>
13	17	10 Hoyte Mikheil	<b>Spike</b>	11	31	7 Antoine Claude
13	31	18 Legall Brandon		8	14	8 Glezil May Newbornson
9	58	<b>Total Team</b>	<b>Block</b>	3	48	<b>Total Team</b>
5	14	10 Hoyte Mikheil		2	11	3 Mesidor Steneley
2	14	11 Stewart Ryan		1	3	4 Frederic Jacques-Antoine
4	96	<b>Total Team</b>	<b>Serve</b>	3	89	<b>Total Team</b>
2	13	7 Phillip Marlon		2	16	2 Toussaint Christian
1	20	18 Legall Brandon		1	5	5 Cothiere Love Junior
27		<b>Total Team</b>	<b>Opp. error</b>	40		<b>Total Team</b>
97	282	<b>Total Team</b>	<b>Total</b>	88	253	<b>Total Team</b>
18	45	10 Hoyte Mikheil	<b>Best Scorer</b>	11	45	7 Antoine Claude

Excellent	Total Atts	No Name	Non scoring Skills	Excellent	Total Atts	No Name
24	90	<b>Total Team</b>		18	91	<b>Total Team</b>
11	22	15 Mohammed Joshua	<b>Dig</b>	8	28	1 Cedme Pedro
4	9	5 Bushe Akim		2	12	7 Antoine Claude
24	122	<b>Total Team</b>	<b>Set</b>	11	116	<b>Total Team</b>
24	105	8 Donald Kameron		11	79	2 Toussaint Christian
58	80	<b>Total Team</b>	<b>Reception</b>	46	83	<b>Total Team</b>
21	27	15 Mohammed Joshua	<b>Success - Faults</b>	14	27	1 Cedme Pedro
21	33	18 Legall Brandon	<b># Attempts</b>			

■ Starting line-up Pts = Points scored [nn] = Captain  
□ Substitute Atts = Attempts L = Libero  
Opp = Opponent



# P-4 VOLLEYBALL • Collated results & ranking

## 2018 WCQT 2ND ROUND CAZOVA MEN CHAMPIONSHIP

Results of Saturday, July 08, 2017



### MATCH RESULTS

#### Preliminary Round Group D

No	Date	Teams	Set	Result per set (points)					Total Points	Time	Spectators
				1	2	3	4	5			
1	7/4/2017	<b>MQE</b> - <b>SUR</b>	<b>1-3</b>	21-25	25-17	23-25	19-25		88- 92	1:45	
4	7/4/2017	<b>TTO</b> - <b>CUR</b>	<b>3-2</b>	23-25	22-25	25-23	25-23	15-12	110-108	2:10	
5	7/5/2017	<b>CUR</b> - <b>MQE</b>	<b>0-3</b>	14-25	23-25	23-25			60- 75	1:17	
8	7/5/2017	<b>TTO</b> - <b>SUR</b>	<b>3-2</b>	22-25	25-22	28-30	25-21	15- 9	115-107	2:18	
9	7/6/2017	<b>SUR</b> - <b>CUR</b>	<b>3-1</b>	25-20	24-26	25-19	25-23		99- 88	1:55	
12	7/6/2017	<b>TTO</b> - <b>MQE</b>	<b>3-2</b>	25-22	20-25	19-25	25-21	15- 8	104-101	2:06	200

#### Preliminary Round Group E

No	Date	Teams	Set	Result per set (points)					Total Points	Time	Spectators
				1	2	3	4	5			
2	7/4/2017	<b>JAM</b> - <b>HAI</b>	<b>3-1</b>	25-22	25-20	19-25	25-22		94- 89	1:52	
3	7/4/2017	<b>BAR</b> - <b>BAH</b>	<b>3-2</b>	22-25	25-19	12-25	25-18	15-11	99- 98	2:07	
6	7/5/2017	<b>BAH</b> - <b>JAM</b>	<b>0-3</b>	18-25	19-25	18-25			55- 75	1:19	
7	7/5/2017	<b>BAR</b> - <b>HAI</b>	<b>3-2</b>	22-25	19-25	25-23	25-18	15-13	106-104	2:14	
10	7/6/2017	<b>BAH</b> - <b>HAI</b>	<b>1-3</b>	26-28	16-25	25-16	19-25		86- 94	1:51	
11	7/6/2017	<b>BAR</b> - <b>JAM</b>	<b>3-2</b>	25-19	17-25	25-22	20-25	16-14	103-105	2:20	

#### Quarter Finals

No	Date	Teams	Set	Result per set (points)					Total Points	Time	Spectators
				1	2	3	4	5			
14	7/7/2017	<b>JAM</b> - <b>MQE</b>	<b>0-3</b>	15-25	23-25	17-25			55- 75	3:16	100
15	7/7/2017	<b>SUR</b> - <b>HAI</b>	<b>1-3</b>	25-20	20-25	21-25	31-33		97-103	2:13	120

#### Semi Finals

No	Date	Teams	Set	Result per set (points)					Total Points	Time	Spectators
				1	2	3	4	5			
17	7/8/2017	<b>BAR</b> - <b>MQE</b>	<b>1-3</b>	26-28	20-25	25-14	23-25		94- 92	1:57	100
18	7/8/2017	<b>TTO</b> - <b>HAI</b>	<b>3-1</b>	22-25	25-20	25-21	25-22		97- 88	16:46	300

#### 7th and 8th Place

No	Date	Teams	Set	Result per set (points)					Total Points	Time	Spectators
				1	2	3	4	5			
13	7/7/2017	<b>BAH</b> - <b>CUR</b>	<b>2-3</b>	29-27	16-25	25-20	22-25	14-16	106-113	2:20	100

#### 5th and 6th Place

No	Date	Teams	Set	Result per set (points)					Total Points	Time	Spectators
				1	2	3	4	5			
16	7/8/2017	<b>JAM</b> - <b>SUR</b>	<b>3-2</b>	26-24	24-26	25-22	23-25	19-17	117-114	2:28	100

### TEAM RANKING

#### Pool D

Code	Team	Matches			Pts	Results details						Sets			Points			
		W	L	T		3-0	3-1	3-2	2-3	1-3	0-3	W	L	Ratio	W	L	Ratio	
1	TTO	Trinidad and Tobago	3	0	3	9	0	0	3	0	0	0	9	6	1.500	329	316	1.041
2	SUR	Suriname	2	1	3	10	0	2	0	1	0	0	8	5	1.600	298	291	1.024
3	MQE	Martinique	1	2	3	8	1	0	0	1	1	0	6	6	1.000	264	256	1.031
4	CUR	Curaçao	0	3	3	3	0	0	0	1	1	1	3	9	0.333	256	284	0.901

#### Pool E

Code	Team	Matches			Pts	Results details						Sets			Points			
		W	L	T		3-0	3-1	3-2	2-3	1-3	0-3	W	L	Ratio	W	L	Ratio	
1	BAR	Barbados	3	0	3	9	0	0	3	0	0	0	9	6	1.500	308	307	1.003
2	JAM	Jamaica	2	1	3	11	1	1	0	1	0	0	8	4	2.000	274	247	1.109
3	HAI	Haiti	1	2	3	7	0	1	0	1	1	0	6	7	0.857	287	286	1.003
4	BAH	Bahamas	0	3	3	3	0	0	0	1	1	1	3	9	0.333	239	268	0.891





# P-4 VOLLEYBALL • Collated results & ranking

## 2018 WCQT 2ND ROUND CAZOVA MEN CHAMPIONSHIP

Results of Saturday, July 08, 2017



- 5. JAMAICA
- 6. SURINAME
- 7. CURACAO
- 8. BAHAMAS

### Scoring skills

### BEST PLAYERS

### Non scoring skills

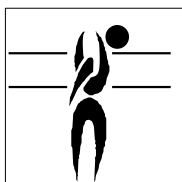

Skill	Rk	Name	Team	Succ. %
<b>Spike</b> Limit: 15.00%	1	Blake Mark Martin	JAM	58.82
	2	Larcher Rodrigue	MQE	50.00
	3	Naarden Gino Robert	SUR	45.41
<b>Block</b>	1	Hoyte Mikheil	TTO	1.00
	2	Blake Mark Martin	JAM	0.90
	3	Wood Ammuniki	BAR	0.89
<b>Serve</b>	1	Hartley Jamion	JAM	0.60
	2	ALPHA Stéphane	MQE	0.53
	3	Browne Kyle	BAR	0.47

Skill	Rk	Name	Team	Avg. by set
<b>Dig</b>	1	Mohammed Joshua	TTO	1.89
	2	Cedme Pedro	HAI	1.86
	3	Packer Stephen	BAR	1.42
<b>Set</b>	1	Donald Kameron	TTO	3.74
	2	Toussaint Christian	HAI	3.62
	3	McLean Andre	JAM	2.80
<b>Reception</b>	1	Mota Ernaldo	CUR	67.61
	2	Mohammed Joshua	TTO	64.52
	3	Wilson Prince'Tanique	BAH	63.71



# P-5 VOLLEYBALL • Players ranking by skills

## 2018 WCQT 2ND ROUND CAZOVA MEN CHAMPIONSHIP




### Best Scorers

Rk	No	Name	Team	Spike	Block	Serve	Total
1	20	Naarden Gino Robert	SUR	94	8	8	110
2	11	Hartley Jamion	JAM	77	11	12	100
3	11	Stewart Ryan	TTO	64	5	0	69
4	16	Blake Mark Martin	JAM	50	18	0	68
4	7	Antoine Claude	HAI	59	6	3	68
6	7	Sporkslede Keven	SUR	51	12	2	65
7	1	Simpson Shawn	BAR	48	8	6	62
8	18	Legall Brandon	TTO	50	5	6	61
8	12	ALPHA Stéphane	MQE	50	1	10	61
10	2	Colina Derwin	CUR	45	9	4	58
11	13	Browne Kyle	BAR	44	3	9	56
12	10	Hoyte Mikheil	TTO	33	19	2	54
13	7	Ferguson Byron	BAH	35	9	7	51
13	7	Larcher Rodrigue	MQE	46	2	3	51
15	9	Breinburg Zefanio	SUR	35	8	5	48
16	3	BRELEUR Yoann	MQE	32	6	8	46
17	15	Wood Ammuniki	BAR	21	17	5	43
18	3	Mesidor Steneley	HAI	33	7	0	40
18	4	Frederic Jacques-Antoine	HAI	31	9	0	40
20	2	Flu Marc	SUR	21	17	1	39
21	2	Wilson Prince'Tanique	BAH	34	3	1	38
22	13	Moxey Rajahl	BAH	29	3	2	34
23	18	Lewis Mark	JAM	23	9	0	32
23	6	Brown Dellan	JAM	16	10	6	32
23	10	Alexandre Leslee	HAI	25	7	0	32
26	11	Kleinmoedig Marlison	CUR	26	3	2	31
26	9	Williams Daneil	TTO	23	4	4	31
26	12	Lebrun Olson	HAI	28	0	3	31
29	6	Isenia Raygid	CUR	16	12	1	29
30	7	Phillip Marlon	TTO	21	3	4	28
30	13	Morgan Delford	JAM	20	2	6	28
30	10	Fraser Clyde	SUR	19	7	2	28
33	10	Valeriano Shuruendy	CUR	23	1	3	27
34	4	Mayers Ahkeem	BAR	19	3	4	26
34	9	Benjamin Irvens	HAI	23	0	3	26
36	8	Williams Lorenzo	BAH	20	3	1	24
36	17	HARDY-DESSOURCES Gérald	MQE	13	8	3	24
38	8	Glezil May Newbornson	HAI	20	1	2	23
39	4	Soltin Joël	MQE	7	12	3	22
40	18	Stuart Eugene	BAH	13	7	1	21
40	5	Bushe Akim	TTO	11	6	4	21
42	8	Vliet Antoine Verny	SUR	19	1	0	20
43	12	McLean Andre	JAM	10	8	0	18
44	8	Clarke Jovanny	JAM	13	2	2	17
45	20	Jordan Ashan	BAR	13	0	1	14
45	16	Holder Chioke	BAR	10	3	1	14
45	8	Donald Kameron	TTO	6	4	4	14
48	3	Meulens Jurcham	CUR	11	0	0	11
48	17	Forbes Shedrick	BAH	10	0	1	11
48	2	Toussaint Christian	HAI	5	3	3	11
<b>Total tournament</b>				<b>1,536</b>	<b>339</b>	<b>163</b>	<b>2,038</b>



**P-5 VOLLEYBALL • Players ranking by skills**  
**2018 WCQT 2ND ROUND CAZOVA MEN CHAMPIONSHIP**



## Best Spikers

Limit: 15.00%

Rk	No	Name	Team	Spikes	Faults	Shots	Total Attempts	Succ. %
1	16	Blake Mark Martin	JAM	50	11	24	85	58.82
2	7	Larcher Rodrigue	MQE	46	14	32	92	50.00
3	20	Naarden Gino Robert	SUR	94	24	89	207	45.41
4	11	Stewart Ryan	TTO	64	28	53	145	44.14
5	11	Hartley Jamion	JAM	77	26	79	182	42.31
6	7	Ferguson Byron	BAH	35	15	33	83	42.17
7	13	Moxey Rajahl	BAH	29	11	30	70	41.43
8	11	Kleinmoedig Marlison	CUR	26	14	23	63	41.27
9	18	Legall Brandon	TTO	50	16	58	124	40.32
10	12	ALPHA Stéphane	MQE	50	22	57	129	38.76
<b>Total Tournament</b>				1,536	707	1,761	4,004	38.36



## Best Blockers

Rk	No	Name	Team	Kill Blocks	Faults	Rebounds	Total Attempts	Avg. by set
1	10	Hoyte Mikheil	TTO	19	19	26	64	1.00
2	16	Blake Mark Martin	JAM	18	18	33	69	0.90
3	15	Wood Ammuniki	BAR	17	15	30	62	0.89
4	2	Flu Marc	SUR	17	15	38	70	0.77
5	6	Isenia Raygid	CUR	12	14	24	50	0.71
6	4	Soltin Joël	MQE	12	14	11	37	0.63
7	7	Sporkslede Keven	SUR	12	12	28	52	0.55
8	11	Hartley Jamion	JAM	11	11	16	38	0.55
9	2	Colina Derwin	CUR	9	7	16	32	0.53
10	7	Ferguson Byron	BAH	9	14	23	46	0.53
<b>Total Tournament</b>				339	572	899	1,810	4.40




## Best Servers

Rk	No	Name	Team	Aces	Faults	Serve Hits	Total Attempts	Avg. by set
1	11	Hartley Jamion	JAM	12	17	43	72	0.60
2	12	ALPHA Stéphane	MQE	10	18	34	62	0.53
3	13	Browne Kyle	BAR	9	17	51	77	0.47
4	3	BRELEUR Yoann	MQE	8	10	42	60	0.42
5	7	Ferguson Byron	BAH	7	12	38	57	0.41
6	20	Naarden Gino Robert	SUR	8	20	61	89	0.36
7	18	Legall Brandon	TTO	6	6	71	83	0.32
8	1	Simpson Shawn	BAR	6	14	30	50	0.32
9	13	Morgan Delford	JAM	6	19	70	95	0.30
10	6	Brown Dellan	JAM	6	14	37	57	0.30
<b>Total Tournament</b>				163	426	2,680	3,269	2.12



# P-5 VOLLEYBALL • Players ranking by skills

## 2018 WCQT 2ND ROUND CAZOVA MEN CHAMPIONSHIP



### Best Diggers

Rk	No	Name	Team	Digs	Faults	Receptions	Total Attempts	Avg. by set
1	15	Mohammed Joshua	TTO	36	31	30	97	1.89
2	1	Cedme Pedro	HAI	39	43	48	130	1.86
3	6	Packer Stephen	BAR	27	33	24	84	1.42
4	6	Ferguson Jamaal	BAH	24	34	22	80	1.41
5	1	Clarke Clifton	JAM	27	34	24	85	1.35
6	7	Sporkslede Keven	SUR	24	34	43	101	1.09
7	2	Colina Derwin	CUR	18	13	25	56	1.06
8	13	Christine Aymeric	MQE	19	24	29	72	1.00
9	5	Joval Roberto Frits	SUR	20	42	29	91	0.91
10	20	Naarden Gino Robert	SUR	19	24	36	79	0.86
<b>Total Tournament</b>				554	1,185	1,094	2,833	7.19



### Best Setters

Rk	No	Name	Team	Running Sets	Faults	Still Sets	Total Attempts	Avg. by set
1	8	Donald Kameron	TTO	71	11	349	431	3.74
2	2	Toussaint Christian	HAI	76	8	405	489	3.62
3	12	McLean Andre	JAM	56	18	334	408	2.80
4	14	London Alain	BAR	53	9	267	329	2.79
5	2	Christine Loris	MQE	46	12	279	337	2.42
6	1	Tokaay Giandro	CUR	40	15	267	322	2.35
7	12	Foe-A-Man Casey	SUR	42	10	295	347	1.91
8	11	Simon Tonny	BAH	24	10	103	137	1.41
9	1	Southard Javari	BAH	18	2	107	127	1.06
10	5	Saunders Je'Vaughn	BAH	15	5	59	79	0.88
<b>Total Tournament</b>				487	171	3,262	3,920	6.32




### Best Receivers

Limit: 20.00%

Rk	No	Name	Team	Excellents	Faults	Serve Receptions	Total Attempts	Eff. %
1	4	Mota Ernaldo	CUR	51	3	17	71	67.61
2	15	Mohammed Joshua	TTO	82	2	40	124	64.52
3	2	Wilson Prince'Tanique	BAH	84	5	35	124	63.71
4	3	BRELEUR Yoann	MQE	59	4	37	100	55.00
5	20	Naarden Gino Robert	SUR	69	6	45	120	52.50
6	6	Ferguson Jamaal	BAH	51	7	27	85	51.76
7	7	Sporkslede Keven	SUR	78	7	61	146	48.63
8	1	Cedme Pedro	HAI	75	7	61	143	47.55
9	11	Kleinmoedig Marlison	CUR	29	3	24	56	46.43
10	18	Legall Brandon	TTO	66	7	62	135	43.70
<b>Total Tournament</b>				1,466	180	1,186	2,832	45.41



**P-5** VOLLEYBALL • Players ranking by skills  
2018 WCQT 2ND ROUND CAZOVA MEN CHAMPIONSHIP




## Best Liberos

Rk	No	Name	Team	Excellents	Faults	In play	Total attempts	Succ. %
1	15	Mohammed Joshua	TTO	118	33	70	221	53.39
2	4	Mota Ernaldo	CUR	64	35	41	140	45.71
3	6	Ferguson Jamaal	BAH	75	41	49	165	45.45
4	6	Packer Stephen	BAR	90	46	67	203	44.33
5	1	Clarke Clifton	JAM	85	47	64	196	43.37
6	1	Cedme Pedro	HAI	114	50	109	273	41.76
7	5	Joval Roberto Frits	SUR	84	51	89	224	37.50
8	13	Christine Aymeric	MQE	52	32	67	151	34.44



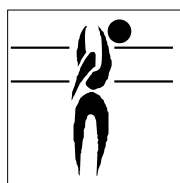
**P-6 VOLLEYBALL • Teams ranking by skills**  
**2018 WCQT 2ND ROUND CAZOVA MEN CHAMPIONSHIP**



## Best Spikers

Limit: 15.00%

Rk	Team	Spikes	Faults	Shots	Total Attempts	Succ. %
1	JAM JAMAICA	215	75	202	492	43.70
2	TTO TRINIDAD & TOBAGO	208	82	221	511	40.70
3	MQE MARTINIQUE	162	78	174	414	39.13
4	SUR SURINAME	253	123	302	678	37.32
5	BAR BARBADOS	173	87	205	465	37.20
6	CUR CURACAO	142	70	178	390	36.41
7	HAI HAITI	234	102	308	644	36.34
7	BAH BAHAMAS	149	90	171	410	36.34
<b>Total Tournament</b>		1,536	707	1,761	4,004	38.36



## Best Blockers

Rk	Team	Kill Blocks	Faults	Rebounds	Total Attempts	Avg. by set
1	JAM JAMAICA	60	78	114	252	3.00
2	SUR SURINAME	58	83	168	309	2.64
3	TTO TRINIDAD & TOBAGO	46	83	107	236	2.42
4	BAR BARBADOS	40	57	98	195	2.11
5	CUR CURACAO	34	58	91	183	2.00
6	BAH BAHAMAS	33	75	85	193	1.94
7	MQE MARTINIQUE	34	66	67	167	1.79
8	HAI HAITI	34	72	169	275	1.62
<b>Total Tournament</b>		339	572	899	1,810	4.40




## Best Servers

Rk	Team	Aces	Faults	Serve Hits	Total Attempts	Avg. by set
1	MQE MARTINIQUE	28	47	279	354	1.47
2	BAR BARBADOS	26	56	320	402	1.37
3	JAM JAMAICA	26	74	345	445	1.30
4	TTO TRINIDAD & TOBAGO	24	60	340	424	1.26
5	SUR SURINAME	21	57	432	510	0.95
6	BAH BAHAMAS	13	34	299	346	0.76
7	HAI HAITI	15	55	409	479	0.71
8	CUR CURACAO	10	43	256	309	0.59
<b>Total Tournament</b>		163	426	2,680	3,269	2.12



**P-6 VOLLEYBALL • Teams ranking by skills**  
**2018 WCQT 2ND ROUND CAZOVA MEN CHAMPIONSHIP**



## Best Diggers

Rk	Team	Digs	Faults	Receptions	Total Attempts	Avg. by set
1	HAI HAITI	94	207	188	489	4.48
2	TTO TRINIDAD & TOBAGO	81	142	112	335	4.26
3	SUR SURINAME	93	200	189	482	4.23
4	CUR CURACAO	61	103	116	280	3.59
5	MQE MARTINIQUE	60	106	118	284	3.16
6	BAH BAHAMAS	53	132	106	291	3.12
7	BAR BARBADOS	56	146	134	336	2.95
8	JAM JAMAICA	56	149	131	336	2.80
<b>Total Tournament</b>		554	1,185	1,094	2,833	7.19



## Best Setters

Rk	Team	Running Sets	Faults	Still Sets	Total Attempts	Avg. by set
1	TTO TRINIDAD & TOBAGO	75	16	398	489	3.95
2	HAI HAITI	78	13	535	626	3.71
3	BAH BAHAMAS	57	25	319	401	3.35
4	SUR SURINAME	71	22	561	654	3.23
5	BAR BARBADOS	61	20	378	459	3.21
6	JAM JAMAICA	56	28	400	484	2.80
7	MQE MARTINIQUE	49	23	339	411	2.58
8	CUR CURACAO	40	24	332	396	2.35
<b>Total Tournament</b>		487	171	3,262	3,920	6.32



## Best Receivers

Limit: 20.00%

Rk	Team	Excellents	Faults	Serve Receptions	Total Attempts	Eff. %
1	CUR CURACAO	158	14	100	272	52.94
2	TTO TRINIDAD & TOBAGO	204	16	149	369	50.95
3	BAH BAHAMAS	178	21	113	312	50.32
4	SUR SURINAME	236	25	183	444	47.52
5	HAI HAITI	225	25	173	423	47.28
6	MQE MARTINIQUE	139	20	135	294	40.48
7	JAM JAMAICA	176	28	175	379	39.05
8	BAR BARBADOS	150	31	158	339	35.10
<b>Total Tournament</b>		1,466	180	1,186	2,832	45.41