



P-3 VOLLEYBALL • Match players ranking

2018 WCQT 2ND ROUND CAZOVA MEN CHAMPIONSHIP


Semi Finals



Match: 18 **Date:** 7/8/2017 **Spectators:** 300
City: Couva
Hall: National Cycling Centre
Match duration: Start: 19:40 End: 21:26 Total: 1:46

Teams	Sets	1	2	3	4	5	Total
TTO	3	22	25	25	25		97
HAI	1	25	20	21	22		88
Set duration		0:23	0:25	0:25	0:24		1:37


TTO • TRINIDAD & TOBAGO



Spike

Succ. %
Limit: 15.00%

Rk	No	Name	Spikes	Faults	Shots	Total Attempts	Note
1	18	Legall Brandon	13	6	12	31	41.94
2	11	Stewart Ryan	11	6	15	32	34.38
-	10	Hoyte Mikheil	13	1	3	17	
-	7	Phillip Marlon	8	2	7	17	
-	9	Williams Daneil	6	2	6	14	
-	5	Bushe Akim	4	1	5	10	
-	8	Donald Kameron	2	1	3	6	
-	15	Mohammed Joshua	-	-	1	1	
-	2	Harry Enrique	-	-	-	-	
-	4	Daniel Kwesi	-	-	-	-	
-	12	Noriega Nathanael	-	-	-	-	
-	14	Roberts Adriel	-	-	-	-	
Others			-	-	-	-	
Total Team			57	19	52	128	44.53



Block

Avg. by set

Rk	No	Name	Kill Blocks	Faults	Rebounds	Total Attempts	Note
1	10	Hoyte Mikheil	5	1	8	14	1.25
2	11	Stewart Ryan	2	5	7	14	0.50
3	18	Legall Brandon	1	1	5	7	0.25
3	5	Bushe Akim	1	5	10	16	0.25
-	2	Harry Enrique	-	-	-	-	
-	4	Daniel Kwesi	-	-	-	-	
-	9	Williams Daneil	-	-	1	1	
-	12	Noriega Nathanael	-	-	-	-	
-	14	Roberts Adriel	-	-	-	-	
-	15	Mohammed Joshua	-	-	-	-	
-	7	Phillip Marlon	-	1	1	2	
-	8	Donald Kameron	-	2	2	4	
Others			-	-	-	-	
Total Team			9	15	34	58	2.25



P-3 VOLLEYBALL • Match players ranking


2018 WCQT 2ND ROUND CAZOVA MEN CHAMPIONSHIP Semi Finals



Match: 18 **Date:** 7/8/2017 **Spectators:** 300
City: Couva
Hall: National Cycling Centre
Match duration: **Start:** 19:40 **End:** 21:26 **Total:** 1:46

Teams	Sets	1	2	3	4	5	Total
TTO	3	22	25	25	25		97
HAI	1	25	20	21	22		88
Set duration		0:23	0:25	0:25	0:24		1:37

TTO • TRINIDAD & TOBAGO



Serve

Avg. by set

Rk	No	Name	Aces	Faults	Serve Hits	Total Attempts	Note
1	7	Phillip Marlon	2	3	8	13	0.50
2	18	Legall Brandon	1	1	18	20	0.25
2	8	Donald Kameron	1	2	15	18	0.25
-	2	Harry Enrique	-	-	-	-	
-	4	Daniel Kwesi	-	-	-	-	
-	12	Noriega Nathanael	-	-	-	-	
-	14	Roberts Adriel	-	-	-	-	
-	15	Mohammed Joshua	-	-	-	-	
-	5	Bushe Akim	-	1	13	14	
-	10	Hoyte Mikheil	-	1	13	14	
-	11	Stewart Ryan	-	3	9	12	
-	9	Williams Daneil	-	2	3	5	
Others			-	-	-	-	
Total Team			4	13	79	96	1.00

Team


Opponent errors & Team faults	27	1	28
-------------------------------	----	---	----



Dig

Avg. by set

Rk	No	Name	Digs	Faults	Receptions	Total Attempts	Note
1	15	Mohammed Joshua	11	6	5	22	2.75
2	5	Bushe Akim	4	3	2	9	1.00
2	7	Phillip Marlon	4	6	1	11	1.00
4	11	Stewart Ryan	3	3	7	13	0.75
5	18	Legall Brandon	2	5	8	15	0.50
-	2	Harry Enrique	-	-	-	-	
-	4	Daniel Kwesi	-	-	-	-	
-	12	Noriega Nathanael	-	-	-	-	
-	14	Roberts Adriel	-	-	1	1	
-	8	Donald Kameron	-	6	7	13	
-	10	Hoyte Mikheil	-	2	1	3	
-	9	Williams Daneil	-	3	-	3	
Others			-	-	-	-	
Total Team			24	34	32	90	6.00



P-3 VOLLEYBALL • Match players ranking

2018 WCQT 2ND ROUND CAZOVA MEN CHAMPIONSHIP


Semi Finals



Match: 18 **Date:** 7/8/2017 **Spectators:** 300
City: Couva
Hall: National Cycling Centre
Match duration: Start: 19:40 End: 21:26 Total: 1:46

Teams	Sets	1	2	3	4	5	Total
TTO	3	22	25	25	25		97
HAI	1	25	20	21	22		88
Set duration		0:23	0:25	0:25	0:24		1:37


TTO • TRINIDAD & TOBAGO



Set

Avg. by set

Rk	No	Name	Running Sets	Faults	Still Sets	Total Attempts	Note
1	8	Donald Kameron	24	2	79	105	6.00
-	2	Harry Enrique	-	-	-	-	
-	4	Daniel Kwesi	-	-	-	-	
-	7	Phillip Marlon	-	-	-	-	
-	9	Williams Daneil	-	-	-	-	
-	10	Hoyte Mikheil	-	-	2	2	
-	11	Stewart Ryan	-	-	1	1	
-	12	Noriega Nathanael	-	-	-	-	
-	14	Roberts Adriel	-	-	1	1	
-	15	Mohammed Joshua	-	-	5	5	
-	18	Legall Brandon	-	1	4	5	
-	5	Bushe Akim	-	1	2	3	
Others			-	-	-	-	
Total Team			24	4	94	122	6.00



Reception

Eff. %
Limit: 20.00%

Rk	No	Name	Excellents	Faults	Serve Receptions	Total Attempts	Note
1	15	Mohammed Joshua	21	-	6	27	77.78
2	18	Legall Brandon	21	2	10	33	57.58
-	7	Phillip Marlon	12	-	2	14	
-	9	Williams Daneil	4	-	2	6	
-	2	Harry Enrique	-	-	-	-	
-	4	Daniel Kwesi	-	-	-	-	
-	5	Bushe Akim	-	-	-	-	
-	8	Donald Kameron	-	-	-	-	
-	10	Hoyte Mikheil	-	-	-	-	
-	11	Stewart Ryan	-	-	-	-	
-	12	Noriega Nathanael	-	-	-	-	
-	14	Roberts Adriel	-	-	-	-	
Others			-	-	-	-	
Total Team			58	2	20	80	70.00



P-3 VOLLEYBALL • Match players ranking

2018 WCQT 2ND ROUND CAZOVA MEN CHAMPIONSHIP Semi Finals




Match: 18 **Date:** 7/8/2017 **Spectators:** 300
City: Couva
Hall: National Cycling Centre
Match duration: **Start:** 19:40 **End:** 21:26 **Total:** 1:46

Teams	Sets	1	2	3	4	5	Total
TTO	3	22	25	25	25		97
HAI	1	25	20	21	22		88
Set duration		0:23	0:25	0:25	0:24		1:37




HAI • HAITI



Spike

Succ. %
Limit: 15.00%

Rk	No	Name	Spikes	Faults	Shots	Total Attempts	Note
1	4	Frederic Jacques-Antoine	8	3	8	19	42.11
2	7	Antoine Claude	11	7	13	31	35.48
-	8	Glezil May Newbornson	8	2	4	14	
-	3	Mesidor Steneley	4	-	8	12	
-	9	Benjamin Irvens	7	1	4	12	
-	10	Alexandre Leslee	1	2	9	12	
-	12	Lebrun Olson	3	2	5	10	
-	1	Cedme Pedro	-	-	2	2	
-	11	Joseph Frantz	-	-	2	2	
-	2	Toussaint Christian	-	-	1	1	
-	5	Cothiere Love Junior Emmanuel	-	-	1	1	
-	6	Registre Fritz Wanel	-	-	-	-	
Others			-	-	-	-	
Total Team			42	17	57	116	36.21



Block

Avg. by set

Rk	No	Name	Kill Blocks	Faults	Rebounds	Total Attempts	Note
1	3	Mesidor Steneley	2	5	4	11	0.50
2	4	Frederic Jacques-Antoine	1	1	1	3	0.25
-	1	Cedme Pedro	-	-	-	-	
-	5	Cothiere Love Junior Emmanuel	-	-	-	-	
-	11	Joseph Frantz	-	-	3	3	
-	12	Lebrun Olson	-	-	-	-	
-	2	Toussaint Christian	-	4	7	11	
-	10	Alexandre Leslee	-	3	4	7	
-	6	Registre Fritz Wanel	-	1	1	2	
-	7	Antoine Claude	-	2	2	4	
-	8	Glezil May Newbornson	-	2	2	4	
-	9	Benjamin Irvens	-	2	1	3	
Others			-	-	-	-	
Total Team			3	20	25	48	0.75



P-3 VOLLEYBALL • Match players ranking

2018 WCQT 2ND ROUND CAZOVA MEN CHAMPIONSHIP Semi Finals



Match: 18 **Date:** 7/8/2017 **Spectators:** 300
City: Couva
Hall: National Cycling Centre
Match duration: **Start:** 19:40 **End:** 21:26 **Total:** 1:46

Teams	Sets	1	2	3	4	5	Total
TTO	3	22	25	25	25		97
HAI	1	25	20	21	22		88
Set duration		0:23	0:25	0:25	0:24		1:37



HAI • HAITI



Serve

Avg. by set

Rk	No	Name	Aces	Faults	Serve Hits	Total Attempts	Note
1	2	Toussaint Christian	2	-	14	16	0.50
2	5	Cothiere Love Junior Emmanuel	1	-	4	5	0.25
-	1	Cedme Pedro	-	-	-	-	
-	4	Frederic Jacques-Antoine	-	-	7	7	
-	10	Alexandre Leslee	-	-	8	8	
-	3	Mesidor Steneley	-	1	14	15	
-	11	Joseph Frantz	-	1	8	9	
-	9	Benjamin Irvens	-	1	6	7	
-	12	Lebrun Olson	-	1	6	7	
-	7	Antoine Claude	-	2	8	10	
-	8	Glezil May Newbornson	-	1	3	4	
-	6	Registre Fritz Wanel	-	1	-	1	
Others			-	-	-	-	
Total Team			3	8	78	89	0.75

Team

Opponent errors & Team faults	40	1		41	
-------------------------------	----	---	--	----	--



Dig

Avg. by set

Rk	No	Name	Digs	Faults	Receptions	Total Attempts	Note
1	1	Cedme Pedro	8	14	6	28	2.00
2	7	Antoine Claude	2	3	7	12	0.50
2	10	Alexandre Leslee	2	3	1	6	0.50
4	3	Mesidor Steneley	1	2	3	6	0.25
4	9	Benjamin Irvens	1	2	1	4	0.25
4	12	Lebrun Olson	1	6	4	11	0.25
4	8	Glezil May Newbornson	1	4	2	7	0.25
4	11	Joseph Frantz	1	2	-	3	0.25
4	4	Frederic Jacques-Antoine	1	3	-	4	0.25
-	5	Cothiere Love Junior Emmanuel	-	-	-	-	
-	6	Registre Fritz Wanel	-	-	1	1	
-	2	Toussaint Christian	-	6	3	9	
Others			-	-	-	-	
Total Team			18	45	28	91	4.50



P-3 VOLLEYBALL • Match players ranking

2018 WCQT 2ND ROUND CAZOVA MEN CHAMPIONSHIP Semi Finals




Match: 18 **Date:** 7/8/2017 **Spectators:** 300
City: Couva
Hall: National Cycling Centre
Match duration: **Start:** 19:40 **End:** 21:26 **Total:** 1:46

Teams	Sets	1	2	3	4	5	Total
TTO	3	22	25	25	25		97
HAI	1	25	20	21	22		88
Set duration		0:23	0:25	0:25	0:24		1:37



HAI • HAITI



Set

Avg. by set

Rk	No	Name	Running Sets	Faults	Still Sets	Total Attempts	Note
1	2	Toussaint Christian	11	1	67	79	2.75
-	1	Cedme Pedro	-	-	5	5	
-	3	Mesidor Steneley	-	-	1	1	
-	4	Frederic Jacques-Antoine	-	-	3	3	
-	5	Cothiere Love Junior Emmanuel	-	-	17	17	
-	6	Registre Fritz Wanel	-	-	-	-	
-	7	Antoine Claude	-	-	1	1	
-	8	Glezil May Newbornson	-	-	4	4	
-	9	Benjamin Irvens	-	-	1	1	
-	10	Alexandre Leslee	-	-	-	-	
-	11	Joseph Frantz	-	-	3	3	
-	12	Lebrun Olson	-	-	2	2	
Others			-	-	-	-	
Total Team			11	1	104	116	2.75



Reception

Eff. %
Limit: 20.00%

Rk	No	Name	Excellents	Faults	Serve Receptions	Total Attempts	Note
1	1	Cedme Pedro	14	2	11	27	44.44
-	9	Benjamin Irvens	11	1	4	16	
-	12	Lebrun Olson	10	-	5	15	
-	4	Frederic Jacques-Antoine	5	2	7	14	
-	8	Glezil May Newbornson	6	-	3	9	
-	7	Antoine Claude	-	-	1	1	
-	10	Alexandre Leslee	-	-	1	1	
-	2	Toussaint Christian	-	-	-	-	
-	3	Mesidor Steneley	-	-	-	-	
-	5	Cothiere Love Junior Emmanuel	-	-	-	-	
-	6	Registre Fritz Wanel	-	-	-	-	
-	11	Joseph Frantz	-	-	-	-	
Others			-	-	-	-	
Total Team			46	5	32	83	49.40