

# U20 Women's Pan American Cup

Costa Rica • May 6-14, 2017



ASOCIACION DE FEDERACIONES CENTROAMERICANAS DE VOLEIBOL



**COPA PANAMERICANA**  
**VOLEIBOL FEMENIL SUB 20**

**\$8.00 USD**  
**\$80.00 MXN**  
 6 AL 14 DE MAYO  
 COSTA RICA

**NORCECA TV** Internet

[www.internetv.tv](http://www.internetv.tv)

# Bulletin | 6

May 12, 2017



ASOCIACION DE FEDERACIONES CENTROAMERICANAS DE VOLEIBOL





Dia / Day	Hora / Time	Competition Venue - Gimnasio Nacional	Training Court 1 - Gimnasio San Francisco
13-may-17	08:00	PER (15:30)	URU (15:30)
	09:30	USA (19:30)	CUB (17:30)
	11:00	ARG (19:30)	PUR (17:30)
	12:30		
	14:00		
	15:30	PER vs URU	
	17:30	CUB vs PUR	
	19:30	USA vs ARG	







**Calendario y Formato de Competencia / Competition Format and Match Schedule**

GROUP-A															
No.	Date	Time	Teams		LIVE SCORE	Set	Result per set (points)								
							1	2	3	4	5	POINTS	TOTAL	TIME	FORMS
2	08-may	17:30	ARGENTINA	vs	DOMINICAN REPUBLIC	3-0	25-17	25-18	25-20			75 - 55	01:24	P-2	P-3
6	09-may	19:30	UNITED STATES	vs	ARGENTINA	3-1	25-23	25-19	15-25	25-21		90 - 88	01:59	P-2	P-3
8	10-may	17:30	DOMINICAN REPUBLIC	vs	UNITED STATES	1-3	22-25	25-21	22-25	21-25		90 - 96	02:05	P-2	P-3

GROUP-B															
No.	Date	Time	Teams		LIVE SCORE	Set	Result per set (points)								
							1	2	3	4	5	POINTS	TOTAL	TIME	FORMS
3	08-may	19:30	COSTA RICA	vs	URUGUAY	1-3	21-25	18-25	25-22	24-26		88 - 98	02:00	P-2	P-3
4	09-may	15:30	URUGUAY	vs	PUERTO RICO	0-3	16-25	19-25	14-25			49 - 75	01:27	P-2	P-3
9	10-may	19:30	COSTA RICA	vs	PUERTO RICO	0-3	19-25	19-25	15-25			53 - 75	01:26	P-2	P-3

GROUP-C															
No.	Date	Time	Teams		LIVE SCORE	Set	Result per set (points)								
							1	2	3	4	5	POINTS	TOTAL	TIME	FORMS
1	08-may	15:30	CUBA	vs	CHILE	3-0	25-17	25-11	25-12			75 - 40	1:10	P-2	P-3
5	09-may	17:30	CHILE	vs	PERU	0-3	23-25	16-25	20-25			59 - 75	01:34	P-2	P-3
7	10-may	15:30	PERU	vs	CUBA	1-3	27-29	24-26	25-18	15-25		91 -98	02:08	P-2	P-3

CLASSIFICATION 9															
No.	Date	Time	Teams		LIVE SCORE	Set	Result per set (points)								
							1	2	3	4	5	POINTS	TOTAL	TIME	FORMS
10	11-may	19:30	COSTA RICA	vs	CHILE	0-3	15-25	8-25	19-25			42 - 75	01:16	P-2	P-3

QUARTERFINALS															
No.	Date	Time	Teams		LIVE SCORE	Set	Result per set (points)								
							1	2	3	4	5	POINTS	TOTAL	TIME	FORMS
11	11-may	15:30	ARGENTINA	vs	PERU	3-0	25-16	25-18	25-19			75 - 53	01:25	P-2	P-3
12	11-may	17:30	UNITED STATES	vs	URUGUAY	3-0	25-10	25-19	25-17			75 - 46	01:18	P-2	P-3

FINAL CLASSIFICATION 7/8															
No.	Date	Time	Teams		LIVE SCORE	Set	Result per set (points)								
							1	2	3	4	5	POINTS	TOTAL	TIME	FORMS
13	12-may	15:30	DOMINICAN REPUBLIC	vs	CHILE	3-0	25-19	25-17	25-12			75 - 48	01:21	P-2	P-3

SEMIFINALS															
No.	Date	Time	Teams		LIVE SCORE	Set	Result per set (points)								
							1	2	3	4	5	POINTS	TOTAL	TIME	FORMS
14	12-may	17:30	CUBA	vs	UNITED STATES	1-3	17-25	23-25	32-30	20-25		92 - 105	02:52	P-2	P-3
15	12-may	19:30	PUERTO RICO	vs	ARGENTINA	0-3	21-25	11-25	9-25			41 - 75	01:22	P-2	P-3

FINAL CLASSIFICATION 5/6															
No.	Date	Time	Teams		LIVE SCORE	Set	Result per set (points)								
							1	2	3	4	5	POINTS	TOTAL	TIME	FORMS
16	13-may	15:30	PERU	vs	URUGUAY									P-2	P-3

FINALS															
No.	Date	Time	Teams		LIVE SCORE	Set	Result per set (points)								
							1	2	3	4	5	POINTS	TOTAL	TIME	FORMS
17	13-may	17:30	CUBA	vs	PUERTO RICO									P-2	P-3
18	13-may	19:30	UNITED STATES	vs	ARGENTINA									P-2	P-3

\*NOTE1: For the Classification, Quarterfinal and Semifinal Rounds, according to the FIVB General Competition Regulations, it must be avoided that teams from the same group play each other.

\*NOTE2: According to the established competition format and the FIVB General Regulations, for the Classification, Quarterfinal and Semifinal Rounds, if three teams from the same group qualify, the match between highest ranked team and lowest ranked team of their Preliminary Round will be repeated.

\*NOTE3: Highest Ranking (HR) followed by a number (1, 2 or 3) indicates the team's position among the teams from other pools with the same position (1st, 2nd or 3rd) in their group after the Group Preliminary Round based on the VIS point ratio result.

\*NOTE4: Winner of M12 = Winner of Match #12, etc.

## MATCHES RESULTS

### Pool A

No	Date	Teams	Set	Result per set (points)					Total Points	Duration	Spectators
				1	2	3	4	5			
2	08-May-2017	ARG - DOM	3-0	25-17	25-18	25-20			75-55	1:24	120
6	09-May-2017	USA - ARG	3-1	25-23	25-19	15-25	25-21		90-88	1:59	300
8	10-May-2017	DOM - USA	1-3	22-25	25-21	22-25	21-25		90-96	2:05	350

### Pool B

No	Date	Teams	Set	Result per set (points)					Total Points	Duration	Spectators
				1	2	3	4	5			
3	08-May-2017	CRC - URU	1-3	21-25	18-25	25-22	24-26		88-98	2:00	250
4	09-May-2017	URU - PUR	0-3	16-25	19-25	14-25			49-75	1:27	100
9	10-May-2017	CRC - PUR	0-3	19-25	19-25	15-25			53-75	1:26	310

### Pool C

No	Date	Teams	Set	Result per set (points)					Total Points	Duration	Spectators
				1	2	3	4	5			
1	08-May-2017	CUB - CHI	3-0	25-17	25-11	25-12			75-40	1:10	50
5	09-May-2017	CHI - PER	0-3	23-25	16-25	20-25			59-75	1:34	120
7	10-May-2017	PER - CUB	1-3	27-29	24-26	25-18	15-25		91-98	2:08	250

### Classification 9

No	Date	Teams	Set	Result per set (points)					Total Points	Duration	Spectators
				1	2	3	4	5			
10	11-May-2017	CRC - CHI	0-3	15-25	8-25	19-25			42-75	1:16	120

### Quarterfinals

No	Date	Teams	Set	Result per set (points)					Total Points	Duration	Spectators
				1	2	3	4	5			
11	11-May-2017	ARG - PER	3-0	25-16	25-18	25-19			75-53	1:25	70
12	11-May-2017	USA - URU	3-0	25-10	25-19	25-17			75-46	1:18	100

### Classification 7-8

No	Date	Teams	Set	Result per set (points)					Total Points	Duration	Spectators
				1	2	3	4	5			
13	12-May-2017	DOM - CHI	3-0	25-19	25-17	25-12			75-48	1:21	50

### Semifinals

No	Date	Teams	Set	Result per set (points)					Total Points	Duration	Spectators
				1	2	3	4	5			
14	12-May-2017	CUB - USA	1-3	17-25	23-25	32-30	20-25		92-105	2:52	200
15	12-May-2017	PUR - ARG	0-3	21-25	11-25	9-25			41-75	1:22	200

## TEAM RANKING

### Pool A

Rk	Code	Team	Matches			Pts	Results details						Sets			Points		
			W	L	T		3-0	3-1	3-2	2-3	1-3	0-3	W	L	Ratio	W	L	Ratio
1	USA	USA	2	0	2	8	0	2	0	0	0	0	6	2	3.000	186	178	1.044
2	ARG	Argentina	1	1	2	6	1	0	0	0	1	0	4	3	1.333	163	145	1.124
3	DOM	Dominican Republic	0	2	2	1	0	0	0	0	1	1	1	6	0.166	145	171	0.847

### Pool B

Rk	Code	Team	Matches			Pts	Results details						Sets			Points		
			W	L	T		3-0	3-1	3-2	2-3	1-3	0-3	W	L	Ratio	W	L	Ratio
1	PUR	Puerto Rico	2	0	2	10	2	0	0	0	0	0	6	0	MAX	150	102	1.470
2	URU	Uruguay	1	1	2	4	0	1	0	0	0	1	3	4	0.750	147	163	0.901
3	CRC	Costa Rica	0	2	2	1	0	0	0	0	1	1	1	6	0.166	141	173	0.815

### Pool C

Rk	Code	Team	Matches			Pts	Results details						Sets			Points		
			W	L	T		3-0	3-1	3-2	2-3	1-3	0-3	W	L	Ratio	W	L	Ratio
1	CUB	Cuba	2	0	2	9	1	1	0	0	0	0	6	1	6.000	173	131	1.320
2	PER	Peru	1	1	2	6	1	0	0	0	1	0	4	3	1.333	166	157	1.057
3	CHI	Chile	0	2	2	0	0	0	0	0	0	2	0	6	0.000	99	150	0.660





# P-2 VOLLEYBALL • Match result



2017 U 20 Girls Pan American Cup  
Classification 7-8 (Pla 1-2)

**Match:** 13 **Date:** 12/05/2017 **Spectators:** 50  
**City:** San Jose  
**Hall:** Gimnasio Nacional  
**Match duration:** **Start:** 15:30 **End:** 16:51 **Total:** 1:21

Teams	Sets	1	2	3	4	5	Total
<b>DOM</b>	<b>3</b>	25	25	25			75
<b>CHI</b>	<b>0</b>	19	17	12			48
<b>Set duration</b>		0:27	0:24	0:24			1:15

**Referees:** Medina, Frank (CUB) & Park, Jung (USA)

DOM • Dominican Republic		1	2	3	4	5	Pts
2	L Jorge Ubiera Pamela Maria (L)	L	L				
3	Lalane Tejada Hennesys Nathaly (S)	□	□	□			
4	Peralta Luna Vielka Michelle (WS)	■	■	■			21
5	L Rodriguez Duran Yaneirys (L)				L		
6	Yosil Severino Mesalina Luz del Sol (MB)						
8	Martinez Natalia (WS)						
11	Gonzalez Geraldine Sthefany (MB)	■	■	■			7
12	Guillen Paredes Madeline Jazmin (OP)	■	■	■			13
13	Caraballo Arias Samaret Jailene (WS)	□	□	□			1
15	Perez Flores Yokaty (S)	■	■	■			2
19	Rosario Martinez Lisbeth Lucia (MB)	■	■	■			6
20	Asencio Soriano Erika Isabel (WS)	■	■	■			7

**Coach:** Wagner Roberto Rocha (BRA)  
**Assistant:** Cristian Miguel Cruz (DOM)

CHI • Chile		1	2	3	4	5	Pts
1	L Rodriguez Engell Barbara (L)	L	L	L			
3	Carvajal Alvarez Amalia (WS)	■	■				6
4	Novoa Valencia Beatriz (WS)	■	■	□			5
5	Salinas Limaco Paula (S)	■	■				
6	Morales Villalobos Karen Belen (MB)	■	■	■			3
7	Gomez Hein Camila Josefa (WS)	■	■	■			4
8	Bertens Deckart Maike (WS)				■		3
10	Brendel Kaufmann Mikaella (MB)	■	■	■			4
11	Ramirez Magdalena (WS)	□	□	□			
12	Peruga Retamal Paulina Constanza (MB)			□			
14	Agurto del Rio Catalina Amanda (WS)				■		1
19	Vallebuona Moreno Isabella (S)				■		

**Coach:** EDUARDO GUILLAUME (CHI)  
**Assistant:** IVERT MONDACA (CHI)

## TEAMS AND PLAYERS PERFORMANCES

Won Pts	Total Atts	No Name	Scoring Skills	Won Pts	Total Atts	No Name
<b>41</b>	<b>93</b>	<b>Total Team</b>		<b>23</b>	<b>100</b>	<b>Total Team</b>
18	29	4 Peralta Luna Vielka Michelle	<b>Spike</b>	6	19	3 Carvajal Alvarez Amalia
12	26	12 Guillen Paredes Madeline		4	10	10 Brendel Kaufmann Mikaella
4	8	19 Rosario Martinez Lisbeth		4	23	4 Novoa Valencia Beatriz
<b>14</b>	<b>40</b>	<b>Total Team</b>		<b>2</b>	<b>24</b>	<b>Total Team</b>
4	13	20 Asencio Soriano Erika Isabel	<b>Block</b>	1	3	4 Novoa Valencia Beatriz
4	7	11 Gonzalez Geraldine		1	2	8 Bertens Deckart Maike (WS)
3	7	4 Peralta Luna Vielka Michelle				
<b>2</b>	<b>74</b>	<b>Total Team</b>		<b>1</b>	<b>49</b>	<b>Total Team</b>
2	20	19 Rosario Martinez Lisbeth	<b>Serve</b>	1	6	6 Morales Villalobos Karen
<b>18</b>		<b>Total Team</b>		<b>22</b>		<b>Total Team</b>
<b>75</b>	<b>207</b>	<b>Total Team</b>	<b>Opp. error</b>	<b>48</b>	<b>173</b>	<b>Total Team</b>
			<b>Total</b>	<b>48</b>	<b>173</b>	<b>Total Team</b>
21	44	4 Peralta Luna Vielka Michelle	<b>Best Scorer</b>	6	25	3 Carvajal Alvarez Amalia

■ Starting line-up Pts = Points scored □ nn = Captain  
□ Substitute Atts = Attempts L = Libero  
Opp = Opponent







# P-2 VOLLEYBALL • Match result



2017 U 20 Girls Pan American Cup  
Semifinals

**Match:** 14 **Date:** 12/05/2017 **Spectators:** 200  
**City:** San Jose  
**Hall:** Gimnasio Nacional  
**Match duration:** **Start:** 17:30 **End:** 20:22 **Total:** 2:52

Teams	Sets	1	2	3	4	5	Total
<b>CUB</b>	<b>1</b>	17	23	32	20		92
<b>USA</b>	<b>3</b>	25	25	30	25		105
<b>Set duration</b>		1:07	0:31	0:37	0:28		2:43

**Referees:** Villalobos, Tatiana (CRC) & Beltre, Jose (DOM)

CUB • Cuba		1	2	3	4	5	Pts
2	L Tamayo Canton Lianny (L)	L	L	L	L		
3	Vicet Campos Elizabeth (WS)		□	□	□		
5	Suarez Hernandez Laura Beatriz (MB)	■	■	■	■		13
6	Aguero Aguilera Aidachi Attilah (WS)						
7	Palma Rodriguez Dalila (OP)		□	□			
8	Perez Ramos Diaris De La Caridad (WS)	■	■	■	■		8
11	Moreno Borrero Gretell Elena (S)	■	■	■	■		7
12	Cese Montalvo Ailama (WS)	■	■	■	■		15
13	Herrera Blanco Liset (MB)	■	■	■	■		9
15	Massip Mursuli Carmela (WS)						
16	Aguilera Carbajal Jessica (MB)			□	□		2
17	Casanova Alvarez Heidy (OP)	■	■	■	■		21

**Coach:** WILFREDO ROBINSON (CUB)  
**Assistant:** LUIS GABRIEL OVIEDO (CUB)

USA • United States		1	2	3	4	5	Pts
1	Butler Brionne (MB)	■	■	■	■		9
2	L Clark Tiffany (L)	L	L	L	L		
3	Hall Elizabeth Thayer (WS)	■	■	■	■		20
4	Hammons Paige (WS)						
5	Lanier Khalia (WS)	■	■	■	■		13
6	Lilley Madison (S)			□	□		
7	May Mackenzie (WS)	■	■	■	■		12
8	Pittman Regan (MB)	■	■	■	■		14
9	Carlton Holly (OP)					□	
10	Sandbothe Elizabeth (MB)	□	□	□	□		2
14	Shields Mikayla (OP)						
15	Welsh MacKenzi (S)	■	■	■	■		3

**Coach:** Elliott, Jerritt (USA)  
**Assistant:** Weishoff, Paula (USA)

## TEAMS AND PLAYERS PERFORMANCES

Won Pts	Total Atts	No Name	Scoring Skills	Won Pts	Total Atts	No Name
57	132	<b>Total Team</b>		54	119	<b>Total Team</b>
19	46	17 Casanova Alvarez Heidy	<b>Spike</b>	17	38	3 Hall Elizabeth Thayer (WS)
13	31	12 Cese Montalvo Ailama (WS)		10	15	8 Pittman Regan (MB)
10	12	5 Suarez Hernandez Laura		9	25	5 Lanier Khalia (WS)
13	50	<b>Total Team</b>	<b>Block</b>	11	45	<b>Total Team</b>
3	17	5 Suarez Hernandez Laura		4	10	8 Pittman Regan (MB)
3	11	11 Moreno Borrero Gretell		3	11	3 Hall Elizabeth Thayer (WS)
2	5	8 Perez Ramos Diaris De La		2	11	1 Butler Brionne (MB)
5	93	<b>Total Team</b>	<b>Serve</b>	8	104	<b>Total Team</b>
2	26	11 Moreno Borrero Gretell		3	25	5 Lanier Khalia (WS)
2	15	8 Perez Ramos Diaris De La		2	6	10 Sandbothe Elizabeth (MB)
1	14	13 Herrera Blanco Liset (MB)		2	17	7 May Mackenzie (WS)
17		<b>Total Team</b>	<b>Opp. error</b>	32		<b>Total Team</b>
92	275	<b>Total Team</b>	<b>Total</b>	105	268	<b>Total Team</b>
21	62	17 Casanova Alvarez Heidy	<b>Best Scorer</b>	20	65	3 Hall Elizabeth Thayer (WS)

■ Starting line-up    Pts = Points scored    □nn = Captain  
□ Substitute        Atts = Attempts        L = Libero  
Opp = Opponent





# P-2 VOLLEYBALL • Match result



2017 U 20 Girls Pan American Cup  
Semifinals

**Match:** 15 **Date:** 12/05/2017 **Spectators:** 200  
**City:** San Jose  
**Hall:** Gimnasio Nacional  
**Match duration:** **Start:** 21:00 **End:** 22:22 **Total:** 1:22

Teams	Sets	1	2	3	4	5	Total
PUR	0	21	11	9			41
ARG	3	25	25	25			75
<b>Set duration</b>		0:32	0:22	0:22			1:16

**Referees:** Tostado, Javier (URU) & Huarcaya, Rocio (PER)

PUR • Puerto Rico						ARG • Argentina								
	1	2	3	4	5	Pts		1	2	3	4	5	Pts	
1	Cestero Solimar (OP)	<input type="checkbox"/>	<input type="checkbox"/>	<input checked="" type="checkbox"/>			6	1	L Gonzalez Valentina Andrea (L)		L	L	L	
2	Mojica Yamelis (MB)	<input checked="" type="checkbox"/>	<input checked="" type="checkbox"/>	<input checked="" type="checkbox"/>			4	2	Mayer Victoria (S)		<input type="checkbox"/>			
4	Henwood Rodriguez Michelle (S)	<input type="checkbox"/>	<input type="checkbox"/>	<input type="checkbox"/>				6	Meinardi Sofia (WS)		<input checked="" type="checkbox"/>	<input checked="" type="checkbox"/>	<input checked="" type="checkbox"/>	7
5	Pagan Ariana (WS)	<input checked="" type="checkbox"/>	<input checked="" type="checkbox"/>	<input checked="" type="checkbox"/>			1	7	Benitez Azul (S)		<input checked="" type="checkbox"/>	<input checked="" type="checkbox"/>	<input checked="" type="checkbox"/>	2
7	Lopez Loraine (MB)	<input checked="" type="checkbox"/>	<input checked="" type="checkbox"/>	<input checked="" type="checkbox"/>			4	8	Nielson Ramella Daniela Veronica (WS)		<input type="checkbox"/>			1
13	Hollingsworth Dariana (OP)	<input checked="" type="checkbox"/>	<input checked="" type="checkbox"/>	<input checked="" type="checkbox"/>			11	9	Tosi Anahi Florenca (OP)		<input checked="" type="checkbox"/>	<input checked="" type="checkbox"/>	<input checked="" type="checkbox"/>	12
14	Feliciano Melanie (WS)		<input type="checkbox"/>	<input type="checkbox"/>			1	10	Nota Candela (MB)					
16	Perez Paulina (WS)	<input checked="" type="checkbox"/>	<input checked="" type="checkbox"/>	<input type="checkbox"/>			3	11	Corbalan Maria De La Paz (OP)		<input type="checkbox"/>			1
17	Justiniano Kris (S)	<input checked="" type="checkbox"/>	<input checked="" type="checkbox"/>	<input type="checkbox"/>			1	12	Soria Agostina Benisse (WS)		<input checked="" type="checkbox"/>	<input checked="" type="checkbox"/>	<input checked="" type="checkbox"/>	14
19	Rosado Yaidaliz (WS)	<input type="checkbox"/>	<input type="checkbox"/>	<input type="checkbox"/>				14	Beltramino Agostina Sol (MB)		<input checked="" type="checkbox"/>	<input checked="" type="checkbox"/>	<input checked="" type="checkbox"/>	9
20	L Perez Kiaraliz (L)		L	L	L			17	Herrera Rodriguez Candelaria Lucia (MB)		<input checked="" type="checkbox"/>	<input checked="" type="checkbox"/>	<input checked="" type="checkbox"/>	7
								19	Biain Fiamma Arabela (WS)					

**Coach:** Julio Melendez (PUR)  
**Assistant:** Felipe Trujillo (PUR)

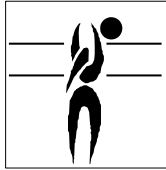
**Coach:** Caceres Guillermo (ARG)  
**Assistant:** Ambrosini Martin (ARG)

## TEAMS AND PLAYERS PERFORMANCES

Won Pts	Total Atts	No Name	Scoring Skills	Won Pts	Total Atts	No Name
23	101	<b>Total Team</b>		41	103	<b>Total Team</b>
10	32	13 Hollingsworth Dariana (OP)	<b>Spike</b>	12	29	12 Soria Agostina Benisse
5	10	1 Cestero Solimar (OP)		9	27	9 Tosi Anahi Florenca (OP)
2	17	16 Perez Paulina (WS)		8	11	14 Beltramino Agostina Sol
4	44	<b>Total Team</b>	<b>Block</b>	8	36	<b>Total Team</b>
2	14	2 Mojica Yamelis (MB)		2	8	17 Herrera Rodriguez
1	5	5 Pagan Ariana (WS)		2	7	12 Soria Agostina Benisse
1	7	1 Cestero Solimar (OP)		2	6	9 Tosi Anahi Florenca (OP)
4	43	<b>Total Team</b>	<b>Serve</b>	4	73	<b>Total Team</b>
2	6	7 Lopez Loraine (MB)		1	2	8 Nielson Ramella Daniela
1	5	16 Perez Paulina (WS)		1	13	14 Beltramino Agostina Sol
1	6	13 Hollingsworth Dariana (OP)		1	8	9 Tosi Anahi Florenca (OP)
10		<b>Total Team</b>	<b>Opp. error</b>	22		<b>Total Team</b>
41	188	<b>Total Team</b>	<b>Total</b>	75	212	<b>Total Team</b>
11	41	13 Hollingsworth Dariana (OP)	<b>Best Scorer</b>	14	47	12 Soria Agostina Benisse

Starting line-up    Pts = Points scored     nn = Captain  
 Substitute    Atts = Attempts    L = Libero  
 Opp = Opponent





### Best Scorers

Rk	No	Name	Team	Spike	Block	Serve	Total
1	17	Casanova Alvarez Heidy (OP)	CUB	52	3	0	55
2	3	Hall Elizabeth Thayer (WS)	USA	46	7	1	54
3	9	Tosi Anahi Florenca (OP)	ARG	42	7	3	52
4	18	Bausero Camila (WS)	URU	43	3	3	49
5	12	Guillen Paredes Madeline Jazmin (OP)	DOM	46	1	0	47
6	4	Peralta Luna Vielka Michelle (WS)	DOM	38	6	1	45
6	12	Cese Montalvo Ailama (WS)	CUB	40	5	0	45
8	12	Soria Agostina Benisse (WS)	ARG	38	6	0	44
8	5	Lanier Khalia (WS)	USA	33	5	6	44
10	8	Pittman Regan (MB)	USA	31	9	2	42
11	1	Butler Brionne (MB)	USA	24	12	0	36
12	8	Perez Ramos Diaris De La Caridad (WS)	CUB	22	5	8	35
13	5	Espinoza Rojas Tamara (WS)	CRC	29	1	4	34
13	7	May Mackenzie (WS)	USA	26	3	5	34
15	9	Regalado Katherine (OP)	PER	26	3	3	32
16	5	Suarez Hernandez Laura Beatriz (MB)	CUB	18	12	0	30
16	4	Novoa Valencia Beatriz (WS)	CHI	29	1	0	30
16	14	Beltramino Agostina Sol (MB)	ARG	21	7	2	30
19	13	Hollingsworth Dariana (OP)	PUR	25	2	1	28
19	12	Leyva Leslie (WS)	PER	24	3	1	28
21	11	Gonzalez Geraldine Sthefany (MB)	DOM	11	13	0	24
21	6	Meinardi Sofia (WS)	ARG	19	2	3	24
21	17	Herrera Rodriguez Candelaria Lucia (MB)	ARG	12	9	3	24
24	7	Lopez Loraine (MB)	PUR	13	7	2	22
25	11	Rodriguez Mariana (OP)	CRC	15	2	4	21
25	3	Carvajal Alvarez Amalia (WS)	CHI	20	1	0	21
27	10	Brendel Kaufmann Mikaela (MB)	CHI	13	3	4	20
28	11	Montes Kiara (WS)	PER	18	1	0	19
28	2	Montes Flavia (MB)	PER	9	8	2	19
28	13	Herrera Blanco Liset (MB)	CUB	13	5	1	19
31	19	Rosario Martinez Lisbeth Lucia (MB)	DOM	15	1	2	18
31	6	Guerrero Maricarmen (MB)	PER	8	6	4	18
31	15	Welsh MacKenzi (S)	USA	10	4	4	18
34	20	Asencio Soriano Erika Isabel (WS)	DOM	10	6	1	17
34	6	Morales Villalobos Karen Belen (MB)	CHI	10	4	3	17
36	2	Mojica Yamelis (MB)	PUR	10	4	1	15
36	7	Goñi Paola (WS)	URU	14	0	1	15
36	15	Soto Isayana (WS)	CRC	12	1	2	15
39	11	Moreno Borrero Gretell Elena (S)	CUB	3	7	4	14
40	16	Perez Paulina (WS)	PUR	11	1	1	13
40	17	Justiniano Kris (S)	PUR	6	1	6	13
42	17	Tucuna Maria Florencia (MB)	URU	9	2	1	12
42	10	Suarez Florencia (MB)	URU	8	4	0	12
44	1	Cestero Solimar (OP)	PUR	8	3	0	11
44	5	Pagan Ariana (WS)	PUR	7	1	3	11
44	10	Mc Leod Thaisa (OP)	PER	10	1	0	11
44	6	Simon Catalina (OP)	URU	8	1	2	11
44	7	Gomez Hein Camila Josefa (WS)	CHI	11	0	0	11
44	10	Sandbothe Elizabeth (MB)	USA	4	2	5	11
50	7	Campos Melissa (S)	CRC	5	2	3	10
<b>Total tournament</b>				1,063	224	133	1,420



## Best Spikers

Limit: 15.00%

Rk	No	Name	Team	Spikes	Faults	Shots	Total Attempts	Succ. %
1	17	Casanova Alvarez Heidy (OP)	CUB	52	16	38	106	49.06
2	12	Cese Montalvo Ailama (WS)	CUB	40	17	27	84	47.62
3	3	Hall Elizabeth Thayer (WS)	USA	46	9	51	106	43.40
4	12	Guillen Paredes Madeline Jazmin (OP)	DOM	46	12	54	112	41.07
5	8	Perez Ramos Diaris De La Caridad (WS)	CUB	22	9	24	55	40.00
6	18	Bausero Camila (WS)	URU	43	24	53	120	35.83
7	4	Novoa Valencia Beatriz (WS)	CHI	29	17	37	83	34.94
8	12	Soria Agostina Benisse (WS)	ARG	38	10	65	113	33.63
9	13	Hollingsworth Dariana (OP)	PUR	25	12	39	76	32.89
10	9	Tosi Anahi Florenca (OP)	ARG	42	8	82	132	31.82
<b>Total Tournament</b>				1,063	479	1,721	3,263	32.58




## Best Blockers

Rk	No	Name	Team	Kill Blocks	Faults	Rebounds	Total Attempts	Avg. by set
1	11	Gonzalez Geraldine Sthefany (MB)	DOM	13	4	17	34	1.30
2	5	Suarez Hernandez Laura Beatriz (MB)	CUB	12	12	25	49	1.09
3	2	Montes Flavia (MB)	PER	8	7	22	37	0.80
4	1	Butler Brionne (MB)	USA	12	8	20	40	0.80
5	7	Lopez Loraine (MB)	PUR	7	7	13	27	0.78
6	17	Herrera Rodriguez Candelaria Lucia (MB)	ARG	9	12	17	38	0.69
7	11	Moreno Borrero Gretell Elena (S)	CUB	7	9	11	27	0.64
8	6	Guerrero Maricarmen (MB)	PER	6	5	13	24	0.60
9	8	Pittman Regan (MB)	USA	9	10	26	45	0.60
10	20	Asencio Soriano Erika Isabel (WS)	DOM	6	4	7	17	0.60
<b>Total Tournament</b>				224	314	648	1,186	4.48



## Best Servers

Rk	No	Name	Team	Aces	Faults	Serve Hits	Total Attempts	Avg. by set
1	8	Perez Ramos Diaris De La Caridad (WS)	CUB	8	6	33	47	0.73
2	17	Justiniano Kris (S)	PUR	6	1	31	38	0.67
3	3	Vicet Campos Elizabeth (WS)	CUB	5	4	8	17	0.45
4	5	Lanier Khalia (WS)	USA	6	2	60	68	0.40
5	5	Espinoza Rojas Tamara (WS)	CRC	4	2	31	37	0.40
6	6	Guerrero Maricarmen (MB)	PER	4	2	30	36	0.40
7	7	Magallanes Diana (S)	PER	4	4	29	37	0.40
8	11	Rodriguez Mariana (OP)	CRC	4	4	27	35	0.40
9	11	Moreno Borrero Gretell Elena (S)	CUB	4	1	50	55	0.36
10	10	Sandbothe Elizabeth (MB)	USA	5	1	18	24	0.33
<b>Total Tournament</b>				133	258	1,783	2,174	2.66



## Best Diggers

Rk	No	Name	Team	Digs	Faults	Receptions	Total Attempts	Avg. by set
1	1	Gonzalez Valentina Andrea (L)	ARG	48	23	82	153	3.69
2	15	Villegas Besna (L)	PER	20	25	65	110	2.00
3	2	Tamayo Canton Lianny (L)	CUB	21	21	34	76	1.91
4	2	Clark Tiffany (L)	USA	26	39	55	120	1.73
5	11	Rodriguez Lucia (L)	URU	15	17	55	87	1.50
6	12	Guillen Paredes Madeline Jazmin (OP)	DOM	14	13	43	70	1.40
7	13	Gonzalez Trejos Rebeca (L)	CRC	13	28	45	86	1.30
8	12	Soria Agostina Benisse (WS)	ARG	15	23	40	78	1.15
9	6	Meinardi Sofia (WS)	ARG	14	16	33	63	1.08
10	3	Hall Elizabeth Thayer (WS)	USA	16	21	21	58	1.07
<b>Total Tournament</b>				408	817	1,755	2,980	8.16



## Best Setters


Rk	No	Name	Team	Running Sets	Faults	Still Sets	Total Attempts	Avg. by set
1	11	Moreno Borrero Gretell Elena (S)	CUB	52	-	214	266	4.73
2	7	Benitez Azul (S)	ARG	56	4	270	330	4.31
3	15	Welsh MacKenzi (S)	USA	62	4	250	316	4.13
4	15	Perez Flores Yokaty (S)	DOM	31	5	240	276	3.10
5	7	Campos Melissa (S)	CRC	25	3	241	269	2.50
6	17	Justiniano Kris (S)	PUR	22	1	149	172	2.44
7	5	Salinas Limaco Paula (S)	CHI	27	6	186	219	2.25
8	2	Vargas Josefina (S)	URU	20	5	146	171	2.00
9	7	Magallanes Diana (S)	PER	18	6	187	211	1.80
10	6	Lilley Madison (S)	USA	17	-	31	48	1.13
<b>Total Tournament</b>				369	47	2,204	2,620	7.38



## Best Receivers

Limit: 20.00%

Rk	No	Name	Team	Excellents	Faults	Serve Receptions	Total Attempts	Eff. %
1	1	Gonzalez Valentina Andrea (L)	ARG	29	1	28	58	48.28
2	2	Clark Tiffany (L)	USA	28	2	50	80	32.50
3	12	Soria Agostina Benisse (WS)	ARG	26	6	36	68	29.41
4	2	Jorge Ubiera Pamela Maria (L)	DOM	15	1	36	52	26.92
5	12	Cese Montalvo Ailama (WS)	CUB	14	3	30	47	23.40
6	6	Meinardi Sofia (WS)	ARG	23	8	34	65	23.08
7	2	Tamayo Canton Lianny (L)	CUB	16	3	38	57	22.81
8	13	Gonzalez Trejos Rebeca (L)	CRC	19	4	44	67	22.39
9	4	Novoa Valencia Beatriz (WS)	CHI	19	7	36	62	19.35
10	5	Lanier Khalia (WS)	USA	27	7	74	108	18.52
<b>Total Tournament</b>				465	175	1,266	1,906	15.22



## Best Liberos

Rk	No	Name	Team	Excellents	Faults	In play	Total attempts	Avg. by set
1	1	Gonzalez Valentina Andrea (L)	ARG	77	24	110	211	5.92
2	15	Villegas Besna (L)	PER	38	32	103	173	3.80
3	2	Clark Tiffany (L)	USA	54	41	105	200	3.60
4	2	Tamayo Canton Lianny (L)	CUB	37	24	72	133	3.36
5	13	Gonzalez Trejos Rebeca (L)	CRC	32	32	89	153	3.20
6	11	Rodriguez Lucia (L)	URU	29	23	90	142	2.90
7	1	Rodriguez Engell Barbara (L)	CHI	29	37	99	165	2.42
8	2	Jorge Ubiera Pamela Maria (L)	DOM	22	20	83	125	2.20
9	20	Perez Kiaraliz (L)	PUR	17	18	75	110	1.89
10	5	Rodriguez Duran Yaneirys (L)	DOM	9	3	19	31	0.90





## Best Spikers

Limit: 15.00%

Rk	Team	Spikes	Faults	Shots	Total Attempts	Succ. %
1	CUB Cuba	150	58	126	334	44.91
2	USA United States	185	56	211	452	40.93
3	DOM Dominican Republic	127	58	180	365	34.79
4	ARG Argentina	153	45	268	466	32.83
5	URU Uruguay	93	68	159	320	29.06
6	PER Peru	98	45	200	343	28.57
6	CHI Chile	102	55	200	357	28.57
8	PUR Puerto Rico	84	35	177	296	28.38
9	CRC Costa Rica	71	59	200	330	21.52
<b>Total Tournament</b>		1,063	479	1,721	3,263	32.58




## Best Blockers

Rk	Team	Kill Blocks	Faults	Rebounds	Total Attempts	Avg. by set
1	CUB Cuba	38	46	64	148	3.45
2	DOM Dominican Republic	29	27	57	113	2.90
3	USA United States	43	52	104	199	2.87
4	ARG Argentina	33	37	97	167	2.54
5	PER Peru	23	41	79	143	2.30
6	PUR Puerto Rico	19	32	80	131	2.11
7	CHI Chile	16	21	62	99	1.33
8	URU Uruguay	12	26	51	89	1.20
9	CRC Costa Rica	11	32	54	97	1.10
<b>Total Tournament</b>		224	314	648	1,186	4.48



## Best Servers

Rk	Team	Aces	Faults	Serve Hits	Total Attempts	Avg. by set
1	CUB Cuba	19	32	213	264	1.73
2	PER Peru	17	18	185	220	1.70
2	CRC Costa Rica	17	30	140	187	1.70
4	PUR Puerto Rico	15	18	157	190	1.67
5	USA United States	24	39	298	361	1.60
6	CHI Chile	13	36	177	226	1.08
7	ARG Argentina	13	23	272	308	1.00
7	URU Uruguay	10	29	156	195	1.00
9	DOM Dominican Republic	5	33	185	223	0.50
<b>Total Tournament</b>		133	258	1,783	2,174	2.66



## Best Diggers

Rk	Team	Digs	Faults	Receptions	Total Attempts	Avg. by set
1	ARG Argentina	96	101	271	468	7.38
2	DOM Dominican Republic	44	74	215	333	4.40
3	PER Peru	40	97	207	344	4.00
3	USA United States	60	134	182	376	4.00
5	URU Uruguay	36	74	194	304	3.60
6	CHI Chile	42	103	195	340	3.50
7	CUB Cuba	36	78	129	243	3.27
8	PUR Puerto Rico	26	59	198	283	2.89
9	CRC Costa Rica	28	97	164	289	2.80
<b>Total Tournament</b>		408	817	1,755	2,980	8.16



## Best Setters

Rk	Team	Running Sets	Faults	Still Sets	Total Attempts	Avg. by set
1	USA United States	79	4	284	367	5.27
2	ARG Argentina	63	5	313	381	4.85
3	CUB Cuba	53	-	221	274	4.82
4	DOM Dominican Republic	34	6	245	285	3.40
5	CHI Chile	38	11	245	294	3.17
6	PUR Puerto Rico	26	2	191	219	2.89
7	PER Peru	27	6	239	272	2.70
8	CRC Costa Rica	25	4	244	273	2.50
9	URU Uruguay	24	9	222	255	2.40
<b>Total Tournament</b>		369	47	2,204	2,620	7.38



## Best Receivers

Limit: 20.00%

Rk	Team	Excellents	Faults	Serve Receptions	Total Attempts	Eff. %
1	ARG Argentina	82	18	113	213	30.05
2	USA United States	77	20	181	278	20.50
3	DOM Dominican Republic	44	9	140	193	18.13
4	PER Peru	48	16	141	205	15.61
5	CUB Cuba	50	20	148	218	13.76
6	CHI Chile	61	30	137	228	13.60
7	CRC Costa Rica	42	18	151	211	11.37
8	URU Uruguay	40	25	140	205	7.32
9	PUR Puerto Rico	21	19	115	155	1.29
<b>Total Tournament</b>		465	175	1,266	1,906	15.22



## Dominican Republic takes seventh place at U20 Pan Am Cup



SAN JOSE, Costa Rica, May 12, 2017.- Dominican Republic swept Chile 3-0 (25-19, 25-17, 25-12) to take seventh place at the U20 Women's Pan American Cup in Gimnasio Nacional of San Jose, Costa Rica.

Dominican Republic, already qualified to the FIVB World Championship as NORCECA Champions, had no difficulties in winning over Chile with enormous advantage of 41-23 in attacks, 14-2 in blocks and 2-1 in aces. Dominicans benefited from 22 opponent errors and limited their own to 18.

Vielka Peralta of Dominican Republic finished with 21 points for a match-high, including 18 kills and 4 blocks; also joining the winning cause was Madeline Guillen with 13 points. Amalia Carvajal and Beatriz Novoa topped Chile with 6 and 5 points respectively.

**Yakaty Perez, Dominican Republic's captain:** "We like to finish among the finalists, we came well prepared for a difficult pool-play round but things didn't work out for us; we aren't happy. Today we performed relaxed and luckily there were no complications".

**Amalia Carvajal, Chile's captain:** "It wasn't a good tournament for Chile; we have a lot of hard work to do. Today our bench players finished the match and there wasn't much to do. Congratulatiions to Dominican Republic for winning today".

## República Dominicana termina séptimo en Copa Panamericana U20

SAN JOSE, Costa Rica, 12 de mayo de 2017.- República Dominicana se impuso a Chile 3-0 (25-19, 25-17, 25-12) para terminar en el séptimo lugar de la Copa Panamericana Sub-20 Femenina en el Gimnasio Nacional de San José, Costa Rica.

República Dominicana, ya clasificado al Campeonato Mundial de la FIVB como campeón de NORCECA, no tuvo dificultad en vencer a Chile con enorme ventaja de 41-23 en ataques, 14-2 en bloqueos y 2-1 en puntos de servicio. Las dominicanas anotaron 22 puntos a través de errores rivales, cometiendo 18 faltas propias.

Vielka Peralta de República Dominicana terminó con 21 puntos como la máxima anotadora del juego, incluyendo 18 puntos de ataque y 4 de bloqueo; también por el lado dominicana, Madeline



Guillen aportó 13 puntos. Amalia Carvajal y Beatriz Novoa encabezaron a Chile con 6 y 5 puntos respectivamente.

**Yakaty Pérez, capitana de República Dominicana:** “A nosotras nos gusta estar entre los primeros lugares de los torneos, nos preparamos para juegos difíciles en la ronda de grupos y las cosas no salieron bien; no nos vamos contentas. Hoy se jugó relajado y afortunadamente no hubo complicaciones.

**Amalia Carvajal, capitana de Chile:** “No fue un buen torneo para nosotras, tenemos mucho trabajo que hacer. Hoy las jugadoras de cambio terminaron el juego y no se pudo hacer mucho. Felicito a República Dominicana por el triunfo de hoy”.



## United States to play U20 Pan Am Cup Gold medal match



SAN JOSE, Costa Rica, May 12, 2017. – United States moved in to the gold medal match followed their 3-1 (25-17, 25-23, 30-32, 25-20) win over Cuba in the U20 Women’s Pan American Cup semifinal in San Jose, Costa Rica on Friday night.

The match had a delay due to a blackout while United States led with comfortable 20-15 margin; an advantage held thru the entire set, followed by their set two recovering from a four point deficit. Cubans pocketed set three after a spiking fest between both sides not before a dramatic finish of 32-30, the highest set yet. United States stormed past Cuba in set four dominating every skill, as Cuba engaged in consecutive unforced errors.

United States will have to wait and see after the semifinal between Puerto Rico and Argentina if they finish as the top ranked Norceca team to qualify to the FIVB World Championship.

In numbers, United States benefited from 32 opponent errors while limiting to 17 their own. Cuba held advantage in spikes (57-54) and in blocking (13-11); United States did better in serves (8-5).

Elizabeth Hall led United States’ scorers with 20 points, including 17 kills and three blocks, followed by 14 points by middle Regan Pittman, 13 points by Khalia Lanier and 12 points by Mackenzie May. Heidi Casanova scored 21 points for Cuba, Ailama Cese contributed with 15 points and middle Laura Suarez chipped in with 13.

**Khalia Lanier, United States’ captain:** “Cuba is such a great team and they have the ability of putting you emotional and think about what you’re doing. In the first and fourth set showed how much we keyed in. It was a hard loss in the third; it’s good to be challenged by your opponents to make you think on the fly. I’m proud of our composure”.

**Diaris De La Caridad Pérez, Cuba’s captain:** “It was really difficult match; we had too many errors which led to our loss. We are very sad and frustrated. For our next match we’ will continue to play strong”.

**Jerritt Elliott, United States’ Head Coach:** “After the lights went out we came out to win sets one and two executing well. We were up by two or three points but lost a really close set in game three. I am very impressed the way we came out in set four and executed in serving and our outside game. For as practicing so little, it’s phenomenal the job and chemistry the group has; we’re potentially qualified to worlds, we’ll just have to wait”.





**Wilfredo Robinson, Cuba's Head Coach:** "We should have been as effective as we were in the second set. We failed in receiving and we couldn't control their serves. We weren't able to counter-attack enough and we handed out too many points. The girls must have learned from this experience for their next international tournament".

## Estados Unidos disputará el Oro de la Copa Panamericana U20

SAN JOSE, Costa Rica, 12 de mayo de 2017. – Estados Unidos avanzó al juego por la medalla de oro seguido de su triunfo de 3-1 (25-17, 25-23, 30-32, 25-20) sobre Cuba en la semifinal de la Copa Panamericana Sub-20 Femenina la noche del viernes en San José Costa Rica.

El juego tuvo una demora debido a una falla en la energía eléctrica mientras que Estados Unidos lideraba 20-15; una ventaja que sostuvo el set completo, seguido de ganar el segundo set luego de recuperar un déficit de cuatro puntos. Las cubanas se llevaron el tercero durante una fiesta de ataques de ambos lados, no antes de un dramático cierre de 32-30, el set más alto hasta el momento. Estados Unidos superó por mucho a Cuba en el cuarto set, dominando todos los aspectos de juego mientras que Cuba cometía errores consecutivos.

Estados Unidos tendrá que esperar el resultado de la semifinal entre Puerto Rico y Argentina para saber si termina primero de la zona de Norceca para celebrar su clasificación al Campeonato Mundial de la FIVB.

Elizabeth Hall encabezó a Estados Unidos con 20 puntos, incluyendo 17 ataques y tres bloqueos, seguido de 14 puntos por la central Regan Pittman, 13 puntos de Kahlia Lanier y 12 puntos de Mackenzie May. Heidi Casanova anotó 21 puntos para Cuba, Ailama Cese Contribuyó con 15 puntos y la central Laura Suarez agregó 13.

**Khalia Lanier, capitana de Estados Unidos:** "Cuba es un equipo excepcional y tiene la habilidad de que tus emociones afloren y ponerte a analizar qué estás haciendo en la cancha. En el primer y cuarto set logramos conectarnos bien. Fue una dura lucha el tercer set; es muy bueno que los rivales lo hagan a un esforzarse más. Estoy muy orgullosa de la composición de mi equipo".

**Diaris De La Caridad Pérez, capitana de Cuba:** "Fue un juego muy difícil, cometimos muchísimos errores y eso nos llevó a la derrota. Estamos muy tristes y frustradas. En el próximo juego saldremos como siempre a jugar con fuerza".





**Jerritt Elliott, Entrenador de Estados Unidos:** “Después de que las luces regresaron, ganamos el primer y segundo sets ejecutando muy bien. Íbamos arriba por dos o tres puntos en el tercero que perdimos de una forma muy apretada. Estoy impresionado con el trabajo que realizamos en el cuarto set, sirviendo bien y atacando efectivamente por las esquinas. Para haber entrenado tan poco, es estupendo el trabajo y química del equipo; estamos potencialmente clasificados al mundial, tenemos que esperar”.

**Wilfredo Robinson, Entrenador de Cuba:** “El rendimiento en el segundo set es que debimos de haber tenido desde el inicio. Hubo muchas faltas en el recibo y no pudimos controlar el saque de ellas. No supimos aprovechar el contra-ataque y regalamos infinidad de balones. Las chicas tienen que haber sacado experiencia para su próximo torneo a este nivel”.



## Argentina goes for Gold at U20 Pan Am Cup



SAN JOSE, Costa Rica, May 12, 2017.- Argentina won their semifinal match to Puerto Rico 3-0 (25-21, 25-11, 25-9) at the Women's U20 Pan American Cup on Friday night at San Jose, Costa Rica.

Argentina, who won the South American ticket to the U20 World Championship, had no complications in beating Puerto Rico in straight sets. With this outcome, United States qualifies to the World Championship as Norceca top finisher. United States beat Argentina in pool-play 3-1 (25-23, 25-19, 15-25, 25-21).

Argentina had a slow start while Puerto Rico's players pushed hard to pull out of a five point deficit in set one, but finally gave in to Argentina's tactical game. Sets two and three finished with an overwhelming score for Argentina, as Puerto Rico seemed to execute without structure.

The winners were more effective in spiking by 41-23 margin, as well as in blocking with 8-4 advantage. In serves, both scored four points. Argentina scored on 22 opponent errors and only committed ten.

**Azul Benitez, Argentina's captain:** "We finished with a huge advantage after a difficult first set. I consider that Puerto Rico had no chance to get into their usual rhythm like we did with very demanding matches; this helped us a lot".

**Guillermo Caceres, Argentina's Head Coach:** "We came out a hard first set, Puerto Rico had more energy than us, and their previous matches weren't as difficult as ours. Today we played a very difficult match and it showed in our slow beginning, it felt like empty. This is a spectacular group and limited their errors with hard work".

**Dariana Hollingsworth, Puerto Rico's captain:** "Our passing was off, we couldn't execute our game plan; our errors were many. We played well the first set and had fewer errors. Argentina's serves damaged us and they defended very well".

**Julio Melendez, Puerto Rico's Head Coach:** "We fought hard over the net in set one and managed to perform controlled, after that we fell in desperation. The team couldn't recover, we made adjustments and changed our line-up, but Argentina was much more focused".



## Argentina tras el Oro de la Copa Panamericana U20

SAN JOSE, Costa Rica, 12 de mayo de 2017.- Argentina ganó la semifinal ante Puerto Rico 3-0 (25-21, 25-11, 25-9) en la Copa Panamericana Sub-20 Femenina el viernes en San José, Costa Rica.

Argentina, que ganara el boleto sudamericano al Campeonato Mundial Sub-20, no tuvo complicaciones en vencer a Puerto Rico en sets seguidos. Con este resultado, Estados Unidos clasifica al Campeonato Mundial como el primer lugar de Norceca. Estados Unidos derrotó a Argentina en la ronda de grupos 3-1 (25-23, 25-19, 15-25, 25-21).

Argentina tuvo un inicio lento en tanto que las puertorriqueñas lucharon fuertemente en el primer set para recuperar un déficit de cinco puntos, que finalmente superó Argentina con juego táctico. Argentina ganó el segundo y tercer set por marcador abrumador, en donde Puerto Rico lució con poca estructura.

Las ganadoras fueron más efectivas en ataques por margen 41-23, así como en el bloqueo por ventaja 8-4. In servicio, ambos anotaron cuatro puntos. Argentina anotó a través de 22 errores rivales y solo cometieron diez.

**Azul Benítez, capitana de Argentina:** “Tuvimos una gran ventaja después de lo peleado del primer set. Considero que Puerto Rico no tuvo oportunidad de desarrollar su nivel de juego, a diferencia nuestra que venimos de partidos muy difíciles y esto nos ayudó mucho”.

**Guillermo Cáceres, Entrenador de Argentina:** “Podimos superar el primer set, fue muy difícil porque ellas entraron más enérgicas, no tuvieron el nivel de exigencia de nosotros. Ayer jugamos un partido muy difícil y se notó al inicio del juego, se sentía un vacío. El grupo es espectacular y sacaron las fuerzas bajando el margen de error”.

**Dariana Hollingsworth, capitana de Puerto Rico:** “No funcionó el pase, no pudimos seguir el patrón de trabajo; fue un juego muy errático. En el primer set sí se logró ejecutar bien y tener menos errores. Argentina nos hizo daño con el servicio y defendieron muy bien”.

**Julio Meléndez, Entrenador de Puerto Rico:** “A pesar de que se peleó bien en el primer set sobre la net y se mantuvo control, caímos en desesperación. El equipo no se pudo recuperar, se hicieron cambios y ajustes, pero no se pudo contra la concentración de Argentina”.