



NORCECA Men's Pan American Cup
July 23-31 • Gatineau, Canada



COUPE Pan Am CUP
MEN - SENIOR - MASCULIN
GATINEAU - JULY 25-30 JUILLET 2017



NORCECA
Volleyball Confederation






inter pipeline  molten  Québec  Volleyball Canada




COPA PANAMERICANA VOLEIBOL VARONIL

\$13.00 USD
\$130.00 MDN

CANADA 25 AL 30 DE JULIO




Bulletin No 2
Tuesday, July 25th.





Calendario y Formato de Competencia / Competition Format and Match Schedule

| GROUP-A | | | | | | | | | | | |
|---------|--------|-------|--------------------|----|--------------------|-------------------------|-------|-------|-------|-------|--|
| No. | Date | Time | Teams | | Set | Result per set (points) | | | | | |
| | | | | | | 1 | 2 | 3 | 4 | 5 | |
| 2 | 25-Jul | 16:00 | CUBA | vs | DOMINICAN REPUBLIC | 3-1 | 25-17 | 25-22 | 21-25 | 25-22 | |
| 3 | 25-Jul | 18:00 | USA | vs | México | 3-1 | 25-18 | 25-23 | 22-25 | 25-18 | |
| 5 | 26-Jul | 14:00 | DOMINICAN REPUBLIC | vs | USA | | | | | | |
| 7 | 26-Jul | 18:00 | CUBA | vs | México | | | | | | |
| 9 | 27-Jul | 14:00 | México | vs | DOMINICAN REPUBLIC | | | | | | |
| 11 | 27-Jul | 18:00 | USA | vs | CUBA | | | | | | |

| GROUP-B | | | | | | | | | | | |
|---------|--------|-------|-------------|----|-------------|-------------------------|-------|-------|-------|-------|--|
| No. | Date | Time | Teams | | Set | Result per set (points) | | | | | |
| | | | | | | 1 | 2 | 3 | 4 | 5 | |
| 1 | 25-Jul | 14:00 | ARGENTINA | vs | PUERTO RICO | 3-0 | 25-20 | 25-14 | 25-22 | | |
| 4 | 25-Jul | 20:00 | CANADA | vs | VENEZUELA | 3-1 | 25-17 | 25-27 | 25-15 | 25-22 | |
| 6 | 26-Jul | 16:00 | ARGENTINA | vs | VENEZUELA | | | | | | |
| 8 | 26-Jul | 20:00 | CANADA | vs | PUERTO RICO | | | | | | |
| 10 | 27-Jul | 16:00 | PUERTO RICO | vs | VENEZUELA | | | | | | |
| 12 | 27-Jul | 20:00 | CANADA | vs | ARGENTINA | | | | | | |

| QUARTERFINALS | | | | | | | | | | | |
|---------------|--------|-------|-------|----|-------|-------------------------|---|---|---|---|--|
| No. | Date | Time | Teams | | Set | Result per set (points) | | | | | |
| | | | | | | 1 | 2 | 3 | 4 | 5 | |
| 13 | 28-Jul | 17:00 | 2nd A | vs | 3rd B | 0-0 | | | | | |
| 14 | 28-Jul | 19:00 | 2nd B | vs | 3rd A | | | | | | |

| CLASSIFICATIONS 5/8 | | | | | | | | | | | |
|---------------------|--------|-------|-------|----|------------------------|-------------------------|---|---|---|---|--|
| No. | Date | Time | Teams | | Set | Result per set (points) | | | | | |
| | | | | | | 1 | 2 | 3 | 4 | 5 | |
| 15 | 29-Jul | 14:00 | 4th A | vs | Loser of M13* (or M14) | 0-0 | | | | | |
| 16 | 29-Jul | 16:00 | 4th B | vs | Loser of M14* (or M13) | | | | | | |

| SEMI FINALS | | | | | | | | | | | |
|-------------|--------|-------|-------|----|-------------------------|-------------------------|---|---|---|---|--|
| No. | Date | Time | Teams | | Set | Result per set (points) | | | | | |
| | | | | | | 1 | 2 | 3 | 4 | 5 | |
| 17 | 29-Jul | 18:00 | 1st A | vs | Winner of M13* (or M14) | 0-0 | | | | | |
| 18 | 29-Jul | 20:00 | 1st B | vs | Winner of M14* (or M13) | | | | | | |

| FINAL CLASSIFICATION 7/8 | | | | | | | | | | | |
|--------------------------|--------|-------|--------------|----|--------------|-------------------------|---|---|---|---|--|
| No. | Date | Time | Teams | | Set | Result per set (points) | | | | | |
| | | | | | | 1 | 2 | 3 | 4 | 5 | |
| 19 | 30-Jul | 14:00 | Loser of M15 | vs | Loser of M16 | 0-0 | | | | | |

| FINAL CLASSIFICATION 5/6 | | | | | | | | | | | |
|--------------------------|--------|-------|---------------|----|---------------|-------------------------|---|---|---|---|--|
| No. | Date | Time | Teams | | Set | Result per set (points) | | | | | |
| | | | | | | 1 | 2 | 3 | 4 | 5 | |
| 20 | 30-Jul | 16:00 | Winner of M15 | vs | Winner of M16 | 0-0 | | | | | |

| FINALS | | | | | | | | | | | |
|--------|--------|-------|---------------|----|---------------|-------------------------|---|---|---|---|--|
| No. | Date | Time | Teams | | Set | Result per set (points) | | | | | |
| | | | | | | 1 | 2 | 3 | 4 | 5 | |
| 21 | 30-Jul | 18:00 | Loser of M17 | vs | Loser of M18 | 0-0 | | | | | |
| 22 | 30-Jul | 20:00 | Winner of M17 | vs | Winner of M18 | | | | | | |

*NOTE1: For the Classification, Quarterfinal and Semifinal Rounds, according to the FIVB General Competition Regulations, it must be avoided that teams from the same group play each other.

*NOTE2: Loser of M14 = Loser of Match #14, etc.



| | | | | | |
|-----------|-------|-----------------------------|-------|------------|---------------------|
| 26-Jul-17 | 7:30 | | 7:30 | DOM(14:00) | USA(14:00) |
| | 9:00 | | 9:00 | ARG(16:00) | VEN(16:00) |
| | 10:30 | | 11:30 | CUB(18:00) | MEX(18:00) |
| | 12:00 | | 12:00 | CAN(20:00) | PUR(20:00) |
| | 14:00 | DOM vs USA | | | |
| | 16:00 | ARG vs VEN | | | |
| | 18:00 | CUB vs MEX | | | |
| | 20:00 | CAN vs PUR | | | |
| 27-Jul-17 | 7:30 | | 7:30 | MEX(14:00) | DOM(14:00) |
| | 9:00 | | 9:00 | PUR(16:00) | VEN(16:00) |
| | 10:30 | | 10:30 | USA(18:00) | CUB(18:00) |
| | 12:00 | | 12:00 | CAN(20:00) | ARG(20:00) |
| | 14:00 | MEX vs DOM | | | |
| | 16:00 | PUR vs VEN | | | |
| | 18:00 | USA vs CUB | | | |
| | 20:00 | CAN vs ARG | | | |
| 28-Jul-17 | 8:00 | | 8:00 | 2nd A | 3rd B |
| | 9:00 | 1st A | 9:30 | 2nd B | 3d A |
| | 11:00 | 1st B | 11:00 | 4th A | 4th B |
| | 12:30 | | 12:30 | | |
| | 14:00 | | 14:00 | | |
| | 17:00 | | | | |
| | 19:00 | 2nd A vs 3rd B | | | |
| | 20:00 | 2nd B vs 3rd A | | | |
| 29-Jul-17 | 7:30 | | 7:30 | 4th A | Loser M13*(or M14) |
| | 9:00 | | 9:00 | 4th B | Loser M14* (or M13) |
| | 10:30 | | 10:30 | 1st A | Winner M13*(or M14) |
| | 12:00 | | 12:00 | 1st B | Winner M14*(or M13) |
| | 14:00 | 4th A vs Loser M13*(or M14) | | | |
| | 16:00 | 4th B vs Loser M14*(or M13) | | | |
| | 18:00 | 1A vs Winner M13*(or 14) | | | |
| | 20:00 | 1B vs Winner M14* (or M13) | | | |
| 30-Jul-17 | 7:30 | | 7:30 | Loser M15 | Loser M16 |
| | 9:00 | | 9:00 | Winner M15 | Winner M16 |
| | 10:30 | | 10:30 | Loser M17 | Loser M18 |
| | 12:00 | | 12:00 | Winner M17 | Winner M18 |
| | 14:00 | Loser M15 - M16 | | | |
| | 16:00 | Winner M15- M16 | | | |
| | 18:30 | Loser M17 - M18 | | | |
| | 20:00 | Winner M17- M18 | | | |



FEDERATION
INTERNATIONALE
DE VOLLEYBALL



0-1 UNIFORM COLOURS
Couleur de l'uniforme

CITY: Ville: **GATINEAU, CANADA.**

DATE: **7/24/2017** TIME: Heure: **15:30**

REGISTERED COLOURS / Couleurs enregistrées :
(ONLY SHIRT COLOUR - seulement la couleur du maillot)

POOL/PHASE: Groupe/Phase: **GROUP A**

| | CUB | DOM | MEX | USA | | |
|---|-------|-------|-------|-------|---|---|
| 1 | BLUE | BLUE | RED | BLUE | - | - |
| 2 | WHITE | RED | WHITE | WHITE | - | - |
| 3 | RED | WHITE | GREEN | RED | - | - |

| | | | | | | |
|---|-------|-------|-------|-------|---|---|
| 1 | BLUE | BLUE | RED | BLUE | - | - |
| 2 | WHITE | RED | WHITE | WHITE | - | - |
| 3 | RED | WHITE | GREEN | RED | - | - |

MATCH SCHEDULE
Calendrier des matches

| DATE: | No. Match | Team Equipe | |
|-----------|-----------|-------------|-----|
| | | A | B |
| 25-jul-17 | 2 | CUB | DOM |
| 25-jul-17 | 3 | USA | MEX |
| 26-jul-17 | 5 | DOM | USA |
| 26-jul-17 | 7 | CUB | MEX |
| 27-jul-17 | 9 | MEX | DOM |
| 27-jul-17 | 11 | USA | CUB |
| | | | |
| | | | |
| | | | |
| | | | |
| | | | |
| | | | |
| | | | |
| | | | |
| | | | |
| | | | |
| | | | |
| | | | |
| | | | |
| | | | |
| | | | |
| | | | |
| | | | |
| | | | |
| | | | |

TEAMS CHOICE (1-2 OR 3)
Choix des équipes (1-2 ou 3)

| 1st CHOICE 1er Choix | | LIBERO CHOICE LIBERO Choix | |
|-------------------------|---|-------------------------------|-------|
| A | B | A | B |
| | | BLUE | RED |
| | | WHITE | RED |
| | | BLUE | BLUE |
| | | WHITE | GREEN |
| | | RED | WHITE |
| | | RED | RED |
| | | | |
| | | | |
| | | | |
| | | | |
| | | | |
| | | | |
| | | | |
| | | | |
| | | | |
| | | | |
| | | | |
| | | | |
| | | | |
| | | | |
| | | | |
| | | | |
| | | | |
| | | | |
| | | | |
| | | | |
| | | | |

FIVB DECISION
Décision de la FIVB

| A | B |
|-------|-------|
| RED | WHITE |
| RED | WHITE |
| RED | WHITE |
| BLUE | RED |
| GREEN | BLUE |
| BLUE | WHITE |
| | |
| | |
| | |
| | |
| | |
| | |
| | |
| | |
| | |
| | |
| | |
| | |
| | |
| | |
| | |
| | |
| | |
| | |
| | |
| | |
| | |

#



FEDERATION INTERNATIONALE DE VOLLEYBALL



O-1 UNIFORM COLOURS
Couleur de l'uniforme

CITY: Ville: **GATINEAU, CANADA.**

DATE: **7/24/2017** TIME: Heure: **18:00**

REGISTERED COLOURS / Couleurs enregistrées :
(ONLY SHIRT COLOUR - seulement la couleur du maillot)

POOL/PHASE: Groupe/Phase: **GROUP B**

| | ARG | CAN | PUR | VEN | | |
|---|--------|-------|-------|-------|--|---|
| 1 | L.BLUE | BLACK | RED | RED | | - |
| 2 | BLUE | RED | WHITE | BLUE | | - |
| 3 | WHITE | WHITE | BLUE | WHITE | | - |

MATCH SCHEDULE
Calendrier des matches

| DATE: | No. Match | Team Equipe | |
|-----------|-----------|-------------|-----|
| | | A | B |
| 25-jul-17 | 1 | ARG | PUR |
| 25-jul-17 | 4 | CAN | VEN |
| 26-jul-17 | 6 | ARG | VEN |
| 26-jul-17 | 8 | CAN | PUR |
| 27-jul-17 | 10 | PUR | VEN |
| 27-jul-17 | 12 | CAN | ARG |
| | | | |
| | | | |
| | | | |
| | | | |
| | | | |
| | | | |
| | | | |
| | | | |
| | | | |
| | | | |
| | | | |
| | | | |
| | | | |
| | | | |

TEAMS CHOICE (1-2 OR 3)
Choix des équipes (1-2 ou 3)

| 1st CHOICE 1er Choix | | LIBERO CHOICE LIBERO Choix | |
|-------------------------|---|-------------------------------|--------|
| A | B | A | B |
| | | WHITE | BLUE |
| | | WHITE | WHITE |
| | | BLUE | RED |
| | | BLACK | RED |
| | | WHITE | BLUE |
| | | RED | L.BLUE |
| | | | |
| | | | |
| | | | |
| | | | |
| | | | |
| | | | |
| | | | |
| | | | |
| | | | |
| | | | |
| | | | |
| | | | |
| | | | |

FIVB DECISION
Décision de la FIVB

| A | B |
|--------|-------|
| L.BLUE | WHITE |
| BLACK | RED |
| WHITE | BLUE |
| RED | BLUE |
| RED | WHITE |
| WHITE | BLUE |
| | |
| | |
| | |
| | |
| | |
| | |
| | |
| | |
| | |
| | |
| | |
| | |
| | |



P-4 VOLLEYBALL • Collated results & ranking



2017 Senior Men's Panamerican Cup
Results of Tuesday, 25' 25e 'July' 25e '2017

MATCH RESULTS

GROUP A

| No | Date | Teams | Set | Result per set (points) | | | | | Total Points | Time | Spectators |
|----|------------|-----------|-----|-------------------------|-------|-------|-------|--------|--------------|------|------------|
| | | | | 1 | 2 | 3 | 4 | 5 | | | |
| 2 | 25/07/2017 | CUB - DOM | 3-1 | 25-17 | 25-22 | 21-25 | 25-22 | 96- 86 | 1:50 | 200 | |
| 3 | 25/07/2017 | USA - MEX | 3-1 | 25-18 | 25-23 | 22-25 | 25-18 | 97- 84 | 1:55 | 400 | |

GROUP B

| No | Date | Teams | Set | Result per set (points) | | | | | Total Points | Time | Spectators |
|----|------------|-----------|-----|-------------------------|-------|-------|-------|---------|--------------|------|------------|
| | | | | 1 | 2 | 3 | 4 | 5 | | | |
| 1 | 25/07/2017 | ARG - PUR | 3-0 | 25-20 | 25-14 | 25-17 | | 75- 51 | 1:15 | 100 | |
| 4 | 25/07/2017 | CAN - VEN | 3-1 | 25-17 | 25-27 | 25-15 | 25-22 | 100- 81 | 1:54 | 500 | |

TEAM RANKING

GROUP A

| Rk | Code | Team | Matches | | | | Results Details | | | | | | Points | | | Sets | | |
|----|------|--------------------------|---------|---|---|---|-----------------|-----|-----|-----|-----|-----|--------|-------|-------|------|-------|-------|
| | | | Pts | T | W | L | 3-0 | 3-1 | 3-2 | 2-3 | 1-3 | 0-3 | W | L | Ratio | W | L | Ratio |
| 1 | USA | UNITED STATES OF AMERICA | 4 | 1 | 1 | 0 | 0 | 1 | 0 | 0 | 0 | 0 | 97 | 84 | 1.155 | 3 | 1 | 3.000 |
| 2 | CUB | CUBA | 4 | 1 | 1 | 0 | 0 | 1 | 0 | 0 | 0 | 96 | 86 | 1.116 | 3 | 1 | 3.000 | |
| 3 | DOM | DOMINICAN REPUBLIC | 1 | 1 | 0 | 1 | 0 | 0 | 0 | 0 | 1 | 86 | 96 | 0.896 | 1 | 3 | 0.333 | |
| 4 | MEX | MEXICO | 1 | 1 | 0 | 1 | 0 | 0 | 0 | 0 | 1 | 84 | 97 | 0.866 | 1 | 3 | 0.333 | |

GROUP B

| Rk | Code | Team | Matches | | | | Results Details | | | | | | Points | | | Sets | | |
|----|------|-------------|---------|---|---|---|-----------------|-----|-----|-----|-----|-----|--------|-------|-------|------|-------|-------|
| | | | Pts | T | W | L | 3-0 | 3-1 | 3-2 | 2-3 | 1-3 | 0-3 | W | L | Ratio | W | L | Ratio |
| 1 | ARG | ARGENTINA | 5 | 1 | 1 | 0 | 1 | 0 | 0 | 0 | 0 | 75 | 51 | 1.471 | 3 | 0 | MAX | |
| 2 | CAN | CANADA | 4 | 1 | 1 | 0 | 0 | 1 | 0 | 0 | 0 | 100 | 81 | 1.235 | 3 | 1 | 3.000 | |
| 3 | VEN | VENEZUELA | 1 | 1 | 0 | 1 | 0 | 0 | 0 | 0 | 1 | 81 | 100 | 0.810 | 1 | 3 | 0.333 | |
| 4 | PUR | PUERTO RICO | 0 | 1 | 0 | 1 | 0 | 0 | 0 | 0 | 1 | 51 | 75 | 0.680 | 0 | 3 | | |

Scoring skills

BEST PLAYERS

Non scoring skills

| Skill | Rk | Name | Team | Succ. % | Skill | Rk | Name | Team | Avg. by |
|-------------------------------|----|---------------------|------|---------|------------------|----|-----------------------|------|---------|
| Spike Limit: 15.00% | 1 | Barajas Jorge (WS) | MEX | 70.59 | Dig | 1 | Duquette Bryan (L) | CAN | 2.50 |
| | 2 | Poglajen Cristian | ARG | 60.00 | | 2 | Tuileta Jr. Larry (L) | USA | 2.00 |
| | 3 | Darraidou Santiago | ARG | 60.00 | | 3 | Mata Héctor(L) | VEN | 1.50 |
| Block | 1 | Crer Pablo (MB) | ARG | 1.67 | Set | 1 | Seif Jonah (S) | USA | 7.50 |
| | 2 | Demyanenko Jimenez | CAN | 1.25 | | 2 | Velazquet Armando | VEN | 6.00 |
| | 3 | Keturakis Byron (S) | CAN | 1.25 | | 3 | Perales Jesus (S) | MEX | 4.50 |
| Serve | 1 | Poglajen Cristian | ARG | 1.33 | Reception | 1 | Tuileta Jr. Larry (L) | USA | 78.57 |
| | 2 | Schouten Casey (OP) | CAN | 1.25 | | 2 | Rangel Jesus (L) | MEX | 39.39 |
| | 3 | Stahl Mitchell (MB) | USA | 1.25 | | 3 | Sclater Ryan (WS) | CAN | 38.46 |





P-2 VOLLEYBALL • Match result



2017 Senior Men's Panamerican Cup
GROUP B

Match: 1 **Date:** 25/07/2017 **Spectators:** 100
City: Gatineau, Canada
Hall: Arena Robert Guertin
Match duration: Start: 2:00 End: 3:15 Total: 1:15

| Teams | Sets | 1 | 2 | 3 | 4 | 5 | Total |
|---------------------|----------|------|------|------|---|---|-------|
| ARG | 3 | 25 | 25 | 25 | | | 75 |
| PUR | 0 | 20 | 14 | 17 | | | 51 |
| Set duration | | 0:25 | 0:22 | 0:22 | | | 1:09 |

Referees: GONZALEZ, DANIEL (MEX) & INFANTE, JUAN (CUB)

| ARG • ARGENTINA | | 1 | 2 | 3 | 4 | 5 | Pts |
|-----------------|-------------------------|---|---|---|---|---|-----|
| 1 | Toro Alejandro (WS) | | | ■ | | | 2 |
| 2 | Flores Fabian (MB) | | | □ | | | 1 |
| 4 | Cavanna Maximiliano (S) | | | | | | |
| 5 | L Fernandez Ignacio (L) | L | L | | | | |
| 6 | Poglajen Cristian (WS) | ■ | ■ | ■ | | | 14 |
| 10 | Bruno Nicolas (WS) | ■ | ■ | | | | 1 |
| 11 | Solé Sebastian (MB) | ■ | ■ | ■ | | | 8 |
| 12 | Lima Bruno (OP) | | | □ | | | 1 |
| 13 | Darraidou Santiago (OP) | ■ | ■ | | | | 7 |
| 14 | Crer Pablo (MB) | ■ | ■ | ■ | | | 11 |
| 15 | De Cecco Luciano (S) | ■ | ■ | ■ | | | 4 |
| 16 | L González Alexis (L) | L | L | L | | | |
| 17 | Imhoff Facundo (MB) | | | | | | |
| 18 | Ramos Martin (MB) | | | □ | ■ | | 1 |

Coach: JULIO VELASCO (ARG)
Assistant: JULIAN ALVAREZ (ARG)

| PUR • PUERTO RICO | | 1 | 2 | 3 | 4 | 5 | Pts |
|-------------------|----------------------------|---|---|---|---|---|-----|
| 1 | Morales Steven (MB) | | ■ | ■ | | | 5 |
| 2 | Goas Edgardo (S) | ■ | ■ | ■ | | | 1 |
| 3 | Guzman Pablo (WS) | □ | □ | ■ | | | 3 |
| 4 | L Del Valle Dennis (L) | L | L | | | | |
| 6 | Burgos Ramon (MB) | ■ | | | | | 3 |
| 7 | Iglesias Arturo (S) | | □ | □ | | | |
| 9 | Maldonado Ulises (OP) | | □ | □ | | | 1 |
| 11 | Torres Maurice (OP) | ■ | ■ | ■ | | | 8 |
| 12 | Lopez Kevin (WS) | ■ | ■ | | | | 3 |
| 13 | Sánchez Sequiel (WS) | ■ | ■ | ■ | | | 7 |
| 14 | Roman Mannix (MB) | ■ | ■ | ■ | | | 6 |
| 16 | Rodriguez Jonathan (MB) | | | | □ | | |
| 21 | Vargas Pelegrin (WS) | □ | □ | | | | |
| 24 | L Cabrera Rivera Arnel (L) | | | | L | | |

Coach: Ramón Hernandez (PUR)
Assistant: Carlos Rivera (PUR)

TEAMS AND PLAYERS PERFORMANCES

| Won Pts | Total Atts | No Name | Scoring Skills | Won Pts | Total Atts | No Name |
|-----------|------------|--------------------------|-------------------------|-----------|------------|-------------------------|
| 34 | 66 | Total Team | | 31 | 70 | Total Team |
| 9 | 15 | 6 Poglajen Cristian (WS) | Spike | 8 | 14 | 11 Torres Maurice (OP) |
| 7 | 8 | 11 Solé Sebastian (MB) | | 6 | 16 | 13 Sánchez Sequiel (WS) |
| 7 | 19 | Total Team | Block | 6 | 17 | Total Team |
| 5 | 6 | 14 Crer Pablo (MB) | | 1 | 1 | 1 Morales Steven (MB) |
| 1 | 3 | 6 Poglajen Cristian (WS) | | 1 | 1 | 3 Guzman Pablo (WS) |
| 9 | 75 | Total Team | Serve | 0 | 52 | Total Team |
| 4 | 14 | 6 Poglajen Cristian (WS) | | | | |
| 2 | 16 | 14 Crer Pablo (MB) | Opp. error | 14 | | Total Team |
| 25 | | Total Team | Total | 51 | 139 | Total Team |
| 75 | 160 | Total Team | | | | |
| 14 | 32 | 6 Poglajen Cristian (WS) | Best Scorer | 8 | 24 | 11 Torres Maurice (OP) |
| | | | | | | |
| Excellent | Total Atts | No Name | Non scoring Skills | Excellent | Total Atts | No Name |
| 5 | 47 | Total Team | | 1 | 64 | Total Team |
| 2 | 4 | 11 Solé Sebastian (MB) | Dig | 1 | 3 | 4 Del Valle Dennis (L) |
| 1 | 3 | 1 Toro Alejandro (WS) | | | | |
| 11 | 57 | Total Team | Set | 4 | 60 | Total Team |
| 11 | 55 | 15 De Cecco Luciano (S) | | 4 | 43 | 2 Goas Edgardo (S) |
| 11 | 42 | Total Team | Reception | 2 | 62 | Total Team |
| 4 | 13 | 16 González Alexis (L) | Success - Faults | 1 | 13 | 3 Guzman Pablo (WS) |
| 2 | 11 | 10 Bruno Nicolas (WS) | # Attempts | | | |

■ Starting line-up Pts = Points scored [nn] = Captain
□ Substitute Atts = Attempts L = Libero
Opp = Opponent





P-2 VOLLEYBALL • Match result



2017 Senior Men's Panamerican Cup GROUP A

Match: 2 **Date:** 25/07/2017 **Spectators:** 200
City: Gatineau, Canada
Hall: Arena Robert Guertin
Match duration: Start: 16:00 End: 17:50 Total: 1:50

| Teams | Sets | 1 | 2 | 3 | 4 | 5 | Total |
|---------------------|----------|------|------|------|------|---|-------|
| CUB | 3 | 25 | 25 | 21 | 25 | | 96 |
| DOM | 1 | 17 | 22 | 25 | 22 | | 86 |
| Set duration | | 0:24 | 0:26 | 0:25 | 0:26 | | 1:41 |

Referees: MARRERO, MIGUEL (PUR) & ROBB, ANDREW (CAN)

| CUB • CUBA | | 1 | 2 | 3 | 4 | 5 | Pts |
|------------|--------------------------------|---|---|---|---|---|-----|
| 2 | Melgarejo Osniel (WS) | | | | | ■ | |
| 3 | Yang Marlon (WS) | | | | | | |
| 4 | Jimenez Javier Ernesto (WS) | ■ | ■ | □ | ■ | | 8 |
| 5 | Concepcion Javier Octavio (MB) | ■ | ■ | ■ | ■ | | 6 |
| 6 | Sandoval Jose (MB) | | | □ | | | |
| 7 | L Garcia Yonder (L) | L | L | L | L | | |
| 9 | Osoria Livan (MB) | ■ | ■ | ■ | ■ | | 10 |
| 10 | Gutierrez Miguel David (OP) | ■ | ■ | ■ | ■ | | 18 |
| 14 | Goide Adrian (S) | ■ | ■ | ■ | ■ | | 1 |
| 15 | Albo Dariel (OP) | □ | □ | □ | | | 1 |
| 18 | Lopez Miguel Angel (WS) | ■ | ■ | ■ | ■ | | 23 |

Coach: NICLAS ERNESTO VIVES (CUB)
Assistant: YOSVANY MUÑOZ PEREZ (CUB)

| DOM • DOMINICAN REPUBLIC | | 1 | 2 | 3 | 4 | 5 | Pts |
|--------------------------|-------------------------|---|---|---|---|---|-----|
| 3 | Contrera Elvis (WS) | ■ | ■ | ■ | ■ | | 14 |
| 4 | Hernandez Wilfrido (WS) | ■ | | | | | 3 |
| 5 | L Mieses Enger (L) | L | L | L | L | | |
| 6 | Garcia Pedro (OP) | | □ | □ | □ | | 2 |
| 7 | Frias Mario (MB) | ■ | ■ | ■ | ■ | | 6 |
| 8 | Lopez Henry (WS) | □ | ■ | ■ | ■ | | 16 |
| 10 | Abreu Francisco (S) | ■ | ■ | ■ | ■ | | |
| 11 | Caceres Jose (OP) | ■ | ■ | ■ | ■ | | 14 |
| 12 | Arredondo Francisco (S) | | | □ | | | |
| 13 | Mercedes Jonathan (MB) | | | | | | |
| 15 | Paulino Richi (MB) | ■ | ■ | ■ | ■ | | 1 |
| 16 | Diaz Cesar (WS) | | | | | | |

Coach: Gladston Orlando Sam (CUB)
Assistant: Jose Dante Mañon (DOM)

TEAMS AND PLAYERS PERFORMANCES

| Won Pts | Total Atts | No Name | Scoring Skills | Won Pts | Total Atts | No Name |
|-----------|------------|--------------------------------|--------------------|-----------|------------|------------------------|
| 49 | 102 | Total Team | | 44 | 101 | Total Team |
| 19 | 37 | 18 Lopez Miguel Angel (WS) | Spike | 14 | 34 | 11 Caceres Jose (OP) |
| 15 | 30 | 10 Gutierrez Miguel David (OP) | | 12 | 29 | 3 Contrera Elvis (WS) |
| 12 | 29 | Total Team | Block | 6 | 40 | Total Team |
| 4 | 7 | 9 Osoria Livan (MB) | | 2 | 3 | 3 Contrera Elvis (WS) |
| 2 | 4 | 4 Jimenez Javier Ernesto | Serve | 2 | 6 | 7 Frias Mario (MB) |
| 6 | 94 | Total Team | | 6 | 87 | Total Team |
| 2 | 19 | 9 Osoria Livan (MB) | Opp. error | 4 | 18 | 8 Lopez Henry (WS) |
| 2 | 14 | 18 Lopez Miguel Angel (WS) | | 1 | 2 | 6 Garcia Pedro (OP) |
| 29 | | Total Team | Total | 30 | | Total Team |
| 96 | 225 | Total Team | | 86 | 228 | Total Team |
| 23 | 57 | 18 Lopez Miguel Angel (WS) | Best Scorer | 16 | 43 | 8 Lopez Henry (WS) |
| Excellent | Total Atts | No Name | Non scoring Skills | Excellent | Total Atts | No Name |
| 0 | 80 | Total Team | | 3 | 78 | Total Team |
| 15 | 95 | Total Team | Dig | 2 | 14 | 10 Abreu Francisco (S) |
| 15 | 87 | 14 Goide Adrian (S) | | 1 | 5 | 11 Caceres Jose (OP) |
| 13 | 73 | Total Team | Set | 10 | 90 | Total Team |
| 8 | 31 | 18 Lopez Miguel Angel (WS) | | 9 | 77 | 10 Abreu Francisco (S) |
| | | | Reception | 7 | 81 | Total Team |
| | | | Success - Faults | 4 | 31 | 8 Lopez Henry (WS) |
| | | | # Attempts | 1 | 27 | 3 Contrera Elvis (WS) |

■ Starting line-up Pts = Points scored [nn] = Captain
□ Substitute Atts = Attempts L = Libero
Opp = Opponent





P-2 VOLLEYBALL • Match result



2017 Senior Men's Panamerican Cup
GROUP A

Match: 3 **Date:** 25/07/2017 **Spectators:** 400
City: Gatineau, Canada
Hall: Arena Robert Guertin
Match duration: Start: 18:42 End: 20:37 Total: 1:55

| Teams | Sets | 1 | 2 | 3 | 4 | 5 | Total |
|---------------------|----------|------|------|------|------|---|-------|
| USA | 3 | 25 | 25 | 22 | 25 | | 97 |
| MEX | 1 | 18 | 23 | 25 | 18 | | 84 |
| Set duration | | 0:22 | 0:28 | 0:30 | 0:26 | | 1:46 |

Referees: CUNCHO, CRISTIAN (ARG) & BLANCO, JOSE (VEN)

| USA • UNITED STATES OF AMERICA | | 1 | 2 | 3 | 4 | 5 | Pts |
|--------------------------------|-------------------------|---|---|---|---|---|-----|
| 2 | Jarman Price (MB) | | | ■ | ■ | | 2 |
| 3 | Stahl Mitchell (MB) | ■ | ■ | ■ | ■ | | 17 |
| 4 | Jendryk II Jeffrey (MB) | ■ | ■ | | | | 1 |
| 7 | Greene Jr. Arvis (OP) | ■ | ■ | ■ | | | 6 |
| 8 | Sander Brenden (WS) | ■ | | | | | 2 |
| 9 | Langlois Jake (WS) | ■ | ■ | ■ | ■ | | 18 |
| 11 | Seif Jonah (S) | ■ | ■ | ■ | ■ | | 7 |
| 13 | Arnitz Jacob (WS) | | ■ | | ■ | | 4 |
| 14 | Ensing Kyle (OP) | | | | □ | ■ | 6 |
| 15 | Wieczorek David (WS) | | | | ■ | | 2 |
| 20 | Stadick Scott (MB) | | | | | | |
| 21 | Saeta Michael (S) | □ | □ | | | | |
| 23 | L Tuileta Jr. Larry (L) | L | L | L | L | | |
| 25 | L Enriques Evan (L) | | | | L | | |

Coach: Neilson, Robert (USA)
Assistant: Acosta De La Rosa, J (PUR)

| MEX • MEXICO | | 1 | 2 | 3 | 4 | 5 | Pts |
|--------------|-----------------------|---|---|---|---|---|-----|
| 3 | Garay Ridl (OP) | □ | ■ | ■ | ■ | | 12 |
| 4 | Ruiz Gonzalo (WS) | ■ | | | □ | | 1 |
| 5 | L Rangel Jesus (L) | L | L | L | L | | |
| 6 | Perales Jesus (S) | □ | □ | ■ | | | 1 |
| 8 | Cruz Gabriel (MB) | | ■ | | | | |
| 10 | Rangel Pedro (S) | ■ | ■ | ■ | | | 2 |
| 11 | Barajas Jorge (WS) | ■ | ■ | ■ | ■ | | 12 |
| 12 | Martinez Jose (MB) | ■ | ■ | ■ | ■ | | 9 |
| 15 | García Edson (MB) | | | | | | |
| 16 | Chávez Miguel (MB) | ■ | □ | ■ | ■ | | 5 |
| 17 | Orellana Nestor (OP) | ■ | | □ | | | 4 |
| 19 | L Mendoza José (L) | | | L | L | L | |
| 20 | Duarte Julian (WS) | | | □ | ■ | ■ | 5 |
| 23 | Moreno Alejandro (WS) | □ | ■ | □ | | | 1 |

Coach: Jorge Miguel Azair L (MEX)
Assistant:

TEAMS AND PLAYERS PERFORMANCES

| Won Pts | Total Atts | No Name |
|-----------|------------|-----------------------|
| 44 | 99 | Total Team |
| 15 | 34 | 9 Langlois Jake (WS) |
| 7 | 12 | 3 Stahl Mitchell (MB) |
| 9 | 49 | Total Team |
| 5 | 12 | 3 Stahl Mitchell (MB) |
| 2 | 7 | 9 Langlois Jake (WS) |
| 12 | 96 | Total Team |
| 5 | 14 | 3 Stahl Mitchell (MB) |
| 3 | 14 | 13 Arnitz Jacob (WS) |
| 32 | | Total Team |
| 97 | 244 | Total Team |

| | | |
|----|----|----------------------|
| 18 | 55 | 9 Langlois Jake (WS) |
|----|----|----------------------|

| Excellent | Total Atts | No Name |
|-----------|------------|--------------------------|
| 20 | 65 | Total Team |
| 8 | 9 | 23 Tuileta Jr. Larry (L) |
| 3 | 7 | 14 Ensing Kyle (OP) |
| 30 | 91 | Total Team |
| 30 | 82 | 11 Seif Jonah (S) |
| 26 | 69 | Total Team |
| 11 | 14 | 23 Tuileta Jr. Larry (L) |
| 7 | 28 | 9 Langlois Jake (WS) |

■ Starting line-up Pts = Points scored [nn] = Captain
□ Substitute Atts = Attempts L = Libero
Opp = Opponent

| Scoring Skills | Won Pts | Total Atts | No Name |
|-------------------|-----------|------------|-----------------------|
| Spike | 46 | 96 | Total Team |
| | 12 | 17 | 11 Barajas Jorge (WS) |
| | 11 | 27 | 3 Garay Ridl (OP) |
| Block | 3 | 39 | Total Team |
| | 2 | 12 | 12 Martinez Jose (MB) |
| | 1 | 3 | 10 Rangel Pedro (S) |
| Serve | 3 | 85 | Total Team |
| | 1 | 11 | 3 Garay Ridl (OP) |
| | 1 | 8 | 6 Perales Jesus (S) |
| Opp. error | 32 | | Total Team |
| Total | 84 | 220 | Total Team |

| | | | |
|--------------------|----|----|-------------------|
| Best Scorer | 12 | 43 | 3 Garay Ridl (OP) |
|--------------------|----|----|-------------------|

| Non scoring Skills | Excellent | Total Atts | No Name |
|--------------------|-----------|------------|-----------------------|
| Dig | 9 | 84 | Total Team |
| | 3 | 10 | 5 Rangel Jesus (L) |
| | 2 | 7 | 20 Duarte Julian (WS) |
| Set | 36 | 98 | Total Team |
| | 18 | 41 | 6 Perales Jesus (S) |
| Reception | 29 | 76 | Total Team |
| Success - Faults | 15 | 33 | 5 Rangel Jesus (L) |
| # Attempts | 7 | 20 | 11 Barajas Jorge (WS) |





P-2 VOLLEYBALL • Match result



2017 Senior Men's Panamerican Cup
GROUP B

Match: 4 **Date:** 25/07/2017 **Spectators:** 500
City: Gatineau, Canada
Hall: Arena Robert Guertin
Match duration: Start: 21:24 End: 23:18 Total: 1:54

| Teams | Sets | 1 | 2 | 3 | 4 | 5 | Total |
|---------------------|----------|------|------|------|------|---|-------|
| CAN | 3 | 25 | 25 | 25 | 25 | | 100 |
| VEN | 1 | 17 | 27 | 15 | 22 | | 81 |
| Set duration | | 0:24 | 0:32 | 0:22 | 0:27 | | 1:45 |

Referees: STANLEY, WILLIAM (USA) & BELTRE, JOSE (DOM)

| CAN • CANADA | | 1 | 2 | 3 | 4 | 5 | Pts |
|--------------|-------------------------------|-------------------------------------|-------------------------------------|-------------------------------------|-------------------------------------|--------------------------|-----|
| 1 | Chancy Gabriel (S) | <input type="checkbox"/> | <input checked="" type="checkbox"/> | | | | |
| 2 | Wojcik Robert (OP) | | | | | | |
| 3 | Schouten Casey (OP) | <input checked="" type="checkbox"/> | <input checked="" type="checkbox"/> | <input checked="" type="checkbox"/> | <input checked="" type="checkbox"/> | | 16 |
| 6 | L Riopel Olivier (L) | L | | | | | |
| 7 | Demyanenko Jimenez Danny (MB) | <input checked="" type="checkbox"/> | <input checked="" type="checkbox"/> | <input checked="" type="checkbox"/> | <input checked="" type="checkbox"/> | | 11 |
| 11 | Scheerhoorn Blake (WS) | | | <input type="checkbox"/> | | | 1 |
| 12 | Keturakis Byron (S) | <input checked="" type="checkbox"/> | <input type="checkbox"/> | <input checked="" type="checkbox"/> | <input checked="" type="checkbox"/> | | 7 |
| 14 | Burt Max (MB) | <input checked="" type="checkbox"/> | <input checked="" type="checkbox"/> | <input checked="" type="checkbox"/> | <input checked="" type="checkbox"/> | | 9 |
| 15 | L Duquette Bryan (L) | L | L | L | L | | |
| 17 | Epp Tyler (MB) | | | | | | |
| 20 | Sclater Ryan (WS) | <input checked="" type="checkbox"/> | <input checked="" type="checkbox"/> | <input checked="" type="checkbox"/> | <input checked="" type="checkbox"/> | | 16 |
| 22 | Koppers Brandon (WS) | <input checked="" type="checkbox"/> | <input checked="" type="checkbox"/> | <input checked="" type="checkbox"/> | <input checked="" type="checkbox"/> | | 10 |
| 23 | McConkey Jordan (MB) | | | | | | |
| 24 | Brar Irvan (WS) | | | | | <input type="checkbox"/> | |

Coach: Larry McKay (CAN)
Assistant: Jason Haldane (CAN)

| VEN • VENEZUELA | | 1 | 2 | 3 | 4 | 5 | Pts |
|-----------------|------------------------|-------------------------------------|-------------------------------------|-------------------------------------|-------------------------------------|---|-----|
| 1 | Briceno Regulo (WS) | <input type="checkbox"/> | <input type="checkbox"/> | <input type="checkbox"/> | | | |
| 2 | Barreto Jhonlenn (WS) | | | | | | |
| 3 | Gonzalez Fernando (WS) | <input checked="" type="checkbox"/> | <input checked="" type="checkbox"/> | <input checked="" type="checkbox"/> | <input checked="" type="checkbox"/> | | 8 |
| 4 | L Mata Héctor(L) | L | L | L | L | | |
| 5 | Rodriguez Emerson (OP) | <input checked="" type="checkbox"/> | <input checked="" type="checkbox"/> | <input checked="" type="checkbox"/> | <input checked="" type="checkbox"/> | | 11 |
| 7 | Valencia Edson (MB) | <input checked="" type="checkbox"/> | <input checked="" type="checkbox"/> | <input checked="" type="checkbox"/> | <input checked="" type="checkbox"/> | | 11 |
| 9 | Carrasco José (S) | <input checked="" type="checkbox"/> | <input type="checkbox"/> | <input type="checkbox"/> | <input type="checkbox"/> | | |
| 11 | Verdi José (MB) | <input checked="" type="checkbox"/> | <input checked="" type="checkbox"/> | <input checked="" type="checkbox"/> | <input checked="" type="checkbox"/> | | 11 |
| 13 | Martinez Ronald (MB) | | | | | | |
| 15 | Arias Luis (OP) | <input type="checkbox"/> | <input type="checkbox"/> | <input type="checkbox"/> | <input type="checkbox"/> | | 2 |
| 17 | Fayola Ronald (WS) | <input checked="" type="checkbox"/> | <input checked="" type="checkbox"/> | <input checked="" type="checkbox"/> | <input checked="" type="checkbox"/> | | 8 |
| 22 | Velazquet Armando (S) | <input type="checkbox"/> | <input checked="" type="checkbox"/> | <input checked="" type="checkbox"/> | <input checked="" type="checkbox"/> | | |

Coach: RONALD SARTY (VEN)
Assistant: ANDRES MANZANILLO (VEN)

TEAMS AND PLAYERS PERFORMANCES

| Won Pts | Total Atts | No Name | Scoring Skills | Won Pts | Total Atts | No Name |
|------------|------------|-------------------------|---------------------------|-----------|------------|--------------------------|
| 48 | 101 | Total Team | | 43 | 111 | Total Team |
| 15 | 26 | 20 Sclater Ryan (WS) | Spike | 11 | 30 | 5 Rodriguez Emerson (OP) |
| 11 | 23 | 3 Schouten Casey (OP) | | 9 | 18 | 7 Valencia Edson (MB) |
| 14 | 48 | Total Team | Block | 3 | 42 | Total Team |
| 5 | 13 | 7 Demyanenko Jimenez | | 3 | 8 | 11 Verdi José (MB) |
| 5 | 8 | 12 Keturakis Byron (S) | Serve | 5 | 82 | Total Team |
| 8 | 99 | Total Team | | 2 | 15 | 7 Valencia Edson (MB) |
| 5 | 20 | 3 Schouten Casey (OP) | Opp. error | 2 | 12 | 17 Fayola Ronald (WS) |
| 1 | 17 | 7 Demyanenko Jimenez | | 30 | | Total Team |
| 30 | | Total Team | Total | 81 | 235 | Total Team |
| 100 | 248 | Total Team | | | | |
| 16 | 45 | 3 Schouten Casey (OP) | Best Scorer | 11 | 49 | 5 Rodriguez Emerson (OP) |
| 28 | 85 | Total Team | Non scoring Skills | 21 | 93 | Total Team |
| 10 | 19 | 15 Duquette Bryan (L) | | 6 | 14 | 4 Mata Héctor(L) |
| 4 | 6 | 3 Schouten Casey (OP) | Dig | 3 | 17 | 17 Fayola Ronald (WS) |
| 26 | 94 | Total Team | | 27 | 105 | Total Team |
| 18 | 56 | 12 Keturakis Byron (S) | Set | 24 | 70 | 22 Velazquet Armando (S) |
| 19 | 69 | Total Team | Reception | 31 | 81 | Total Team |
| 10 | 26 | 20 Sclater Ryan (WS) | Success - Faults | 11 | 24 | 3 Gonzalez Fernando (WS) |
| 6 | 21 | 22 Koppers Brandon (WS) | # Attempts | 11 | 28 | 17 Fayola Ronald (WS) |

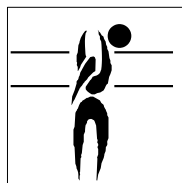
■ Starting line-up Pts = Points scored [nn] = Captain
 Substitute Atts = Attempts L = Libero
 Opp = Opponent





P-5 VOLLEYBALL • Players ranking by skills

2017 Senior Men's Panamerican Cup



Best Scorers

| Rk | No | Name | Team | Spike | Block | Serve | Total |
|-------------------------|----|--------------------------------|------|------------|-----------|-----------|------------|
| 1 | 18 | Lopez Miguel Angel (WS) | CUB | 19 | 2 | 2 | 23 |
| 2 | 10 | Gutierrez Miguel David (OP) | CUB | 15 | 2 | 1 | 18 |
| 2 | 9 | Langlois Jake (WS) | USA | 15 | 2 | 1 | 18 |
| 4 | 3 | Stahl Mitchell (MB) | USA | 7 | 5 | 5 | 17 |
| 5 | 20 | Sclater Ryan (WS) | CAN | 15 | 0 | 1 | 16 |
| 5 | 8 | Lopez Henry (WS) | DOM | 11 | 1 | 4 | 16 |
| 5 | 3 | Schouten Casey (OP) | CAN | 11 | 0 | 5 | 16 |
| 8 | 6 | Poglajen Cristian (WS) | ARG | 9 | 1 | 4 | 14 |
| 8 | 11 | Caceres Jose (OP) | DOM | 14 | 0 | 0 | 14 |
| 8 | 3 | Contrera Elvis (WS) | DOM | 12 | 2 | 0 | 14 |
| 11 | 11 | Barajas Jorge (WS) | MEX | 12 | 0 | 0 | 12 |
| 11 | 3 | Garay Ridl (OP) | MEX | 11 | 0 | 1 | 12 |
| 13 | 14 | Crer Pablo (MB) | ARG | 4 | 5 | 2 | 11 |
| 13 | 5 | Rodriguez Emerson (OP) | VEN | 11 | 0 | 0 | 11 |
| 13 | 7 | Valencia Edson (MB) | VEN | 9 | 0 | 2 | 11 |
| 13 | 11 | Verdi José (MB) | VEN | 8 | 3 | 0 | 11 |
| 13 | 7 | Demyanenko Jimenez Danny (MB) | CAN | 5 | 5 | 1 | 11 |
| 18 | 22 | Koppers Brandon (WS) | CAN | 7 | 2 | 1 | 10 |
| 18 | 9 | Osoria Livan (MB) | CUB | 4 | 4 | 2 | 10 |
| 20 | 12 | Martinez Jose (MB) | MEX | 7 | 2 | 0 | 9 |
| 20 | 14 | Burt Max (MB) | CAN | 7 | 2 | 0 | 9 |
| 22 | 11 | Torres Maurice (OP) | PUR | 8 | 0 | 0 | 8 |
| 22 | 11 | Solé Sebastian (MB) | ARG | 7 | 1 | 0 | 8 |
| 22 | 3 | Gonzalez Fernando (WS) | VEN | 7 | 0 | 1 | 8 |
| 22 | 17 | Fayola Ronald (WS) | VEN | 6 | 0 | 2 | 8 |
| 22 | 4 | Jimenez Javier Ernesto (WS) | CUB | 5 | 2 | 1 | 8 |
| 27 | 13 | Sánchez Sequiel (WS) | PUR | 6 | 1 | 0 | 7 |
| 27 | 13 | Darraidou Santiago (OP) | ARG | 6 | 0 | 1 | 7 |
| 27 | 11 | Seif Jonah (S) | USA | 3 | 2 | 2 | 7 |
| 27 | 12 | Keturakis Byron (S) | CAN | 2 | 5 | 0 | 7 |
| 31 | 14 | Roman Mannix (MB) | PUR | 5 | 1 | 0 | 6 |
| 31 | 7 | Greene Jr. Arvis (OP) | USA | 6 | 0 | 0 | 6 |
| 31 | 14 | Ensing Kyle (OP) | USA | 6 | 0 | 0 | 6 |
| 31 | 5 | Concepcion Javier Octavio (MB) | CUB | 4 | 2 | 0 | 6 |
| 31 | 7 | Frias Mario (MB) | DOM | 3 | 2 | 1 | 6 |
| 36 | 1 | Morales Steven (MB) | PUR | 4 | 1 | 0 | 5 |
| 36 | 16 | Chávez Miguel (MB) | MEX | 5 | 0 | 0 | 5 |
| 36 | 20 | Duarte Julian (WS) | MEX | 5 | 0 | 0 | 5 |
| 39 | 15 | De Cecco Luciano (S) | ARG | 2 | 0 | 2 | 4 |
| 39 | 17 | Orellana Nestor (OP) | MEX | 4 | 0 | 0 | 4 |
| 39 | 13 | Arnitz Jacob (WS) | USA | 1 | 0 | 3 | 4 |
| 42 | 3 | Guzman Pablo (WS) | PUR | 2 | 1 | 0 | 3 |
| 42 | 6 | Burgos Ramon (MB) | PUR | 2 | 1 | 0 | 3 |
| 42 | 12 | Lopez Kevin (WS) | PUR | 2 | 1 | 0 | 3 |
| 42 | 4 | Hernandez Wilfrido (WS) | DOM | 2 | 1 | 0 | 3 |
| 46 | 1 | Toro Alejandro (WS) | ARG | 2 | 0 | 0 | 2 |
| 46 | 2 | Jarman Price (MB) | USA | 2 | 0 | 0 | 2 |
| 46 | 8 | Sander Brenden (WS) | USA | 2 | 0 | 0 | 2 |
| 46 | 15 | Arias Luis (OP) | VEN | 2 | 0 | 0 | 2 |
| 46 | 6 | Garcia Pedro (OP) | DOM | 1 | 0 | 1 | 2 |
| Total tournament | | | | 339 | 60 | 49 | 448 |





P-5 VOLLEYBALL • Players ranking by skills

2017 Senior Men's Panamerican Cup



Best Spikers

Limit: 15.00%

| Rk | No | Name | Team | Spikes | Faults | Shots | Total Attempts | Succ. % |
|-------------------------|----|-----------------------------|------|--------|--------|-------|----------------|---------|
| 1 | 11 | Barajas Jorge (WS) | MEX | 12 | 3 | 2 | 17 | 70.59 |
| 2 | 6 | Poglajen Cristian (WS) | ARG | 9 | 1 | 5 | 15 | 60.00 |
| 3 | 13 | Darraidou Santiago (OP) | ARG | 6 | 2 | 2 | 10 | 60.00 |
| 4 | 20 | Sclater Ryan (WS) | CAN | 15 | 2 | 9 | 26 | 57.69 |
| 5 | 11 | Torres Maurice (OP) | PUR | 8 | 2 | 4 | 14 | 57.14 |
| 6 | 8 | Lopez Henry (WS) | DOM | 11 | 2 | 7 | 20 | 55.00 |
| 7 | 18 | Lopez Miguel Angel (WS) | CUB | 19 | 8 | 10 | 37 | 51.35 |
| 8 | 7 | Valencia Edson (MB) | VEN | 9 | 3 | 6 | 18 | 50.00 |
| 9 | 10 | Gutierrez Miguel David (OP) | CUB | 15 | 6 | 9 | 30 | 50.00 |
| 10 | 3 | Schouten Casey (OP) | CAN | 11 | 2 | 10 | 23 | 47.83 |
| Total Tournament | | | | 339 | 126 | 281 | 746 | 45.44 |



Best Blockers

| Rk | No | Name | Team | Kill Blocks | Faults | Rebounds | Total Attempts | Avg. by set |
|-------------------------|----|-------------------------------|------|-------------|--------|----------|----------------|-------------|
| 1 | 14 | Crer Pablo (MB) | ARG | 5 | 1 | - | 6 | 1.67 |
| 2 | 7 | Demyanenko Jimenez Danny (MB) | CAN | 5 | 1 | 7 | 13 | 1.25 |
| 3 | 12 | Keturakis Byron (S) | CAN | 5 | 1 | 2 | 8 | 1.25 |
| 4 | 3 | Stahl Mitchell (MB) | USA | 5 | 4 | 3 | 12 | 1.25 |
| 5 | 9 | Osoria Livan (MB) | CUB | 4 | 2 | 1 | 7 | 1.00 |
| 6 | 11 | Verdi José (MB) | VEN | 3 | 1 | 4 | 8 | 0.75 |
| 7 | 12 | Martinez Jose (MB) | MEX | 2 | - | 10 | 12 | 0.50 |
| 8 | 4 | Jimenez Javier Ernesto (WS) | CUB | 2 | 1 | 1 | 4 | 0.50 |
| 9 | 9 | Langlois Jake (WS) | USA | 2 | 2 | 3 | 7 | 0.50 |
| 10 | 3 | Contrera Elvis (WS) | DOM | 2 | 1 | - | 3 | 0.50 |
| Total Tournament | | | | 60 | 120 | 103 | 283 | 4.00 |



Best Servers


| Rk | No | Name | Team | Aces | Faults | Serve Hits | Total Attempts | Avg. by set |
|-------------------------|----|------------------------|------|------|--------|------------|----------------|-------------|
| 1 | 6 | Poglajen Cristian (WS) | ARG | 4 | 3 | 7 | 14 | 1.33 |
| 2 | 3 | Schouten Casey (OP) | CAN | 5 | 3 | 12 | 20 | 1.25 |
| 3 | 3 | Stahl Mitchell (MB) | USA | 5 | 3 | 6 | 14 | 1.25 |
| 4 | 8 | Lopez Henry (WS) | DOM | 4 | 3 | 11 | 18 | 1.00 |
| 5 | 13 | Arnitz Jacob (WS) | USA | 3 | 2 | 9 | 14 | 0.75 |
| 6 | 14 | Crer Pablo (MB) | ARG | 2 | - | 14 | 16 | 0.67 |
| 7 | 15 | De Cecco Luciano (S) | ARG | 2 | 1 | 12 | 15 | 0.67 |
| 8 | 9 | Osoria Livan (MB) | CUB | 2 | 3 | 14 | 19 | 0.50 |
| 9 | 7 | Valencia Edson (MB) | VEN | 2 | 3 | 10 | 15 | 0.50 |
| 10 | 11 | Seif Jonah (S) | USA | 2 | 4 | 10 | 16 | 0.50 |
| Total Tournament | | | | 49 | 113 | 508 | 670 | 3.27 |





P-5 VOLLEYBALL • Players ranking by skills

2017 Senior Men's Panamerican Cup



Best Diggers

| Rk | No | Name | Team | Digs | Faults | Receptions | Total Attempts | Avg. by set |
|-------------------------|----|-------------------------------|------|------|--------|------------|----------------|-------------|
| 1 | 15 | Duquette Bryan (L) | CAN | 10 | 3 | 6 | 19 | 2.50 |
| 2 | 23 | Tuileta Jr. Larry (L) | USA | 8 | - | 1 | 9 | 2.00 |
| 3 | 4 | Mata Héctor(L) | VEN | 6 | 2 | 6 | 14 | 1.50 |
| 4 | 3 | Schouten Casey (OP) | CAN | 4 | 1 | 1 | 6 | 1.00 |
| 5 | 1 | Chancy Gabriel (S) | CAN | 3 | - | 1 | 4 | 0.75 |
| 6 | 7 | Demyanenko Jimenez Danny (MB) | CAN | 3 | 1 | 4 | 8 | 0.75 |
| 7 | 20 | Sclater Ryan (WS) | CAN | 3 | 1 | 3 | 7 | 0.75 |
| 8 | 5 | Rangel Jesus (L) | MEX | 3 | 2 | 5 | 10 | 0.75 |
| 9 | 17 | Fayola Ronald (WS) | VEN | 3 | 4 | 10 | 17 | 0.75 |
| 10 | 7 | Valencia Edson (MB) | VEN | 3 | 2 | 2 | 7 | 0.75 |
| Total Tournament | | | | 87 | 239 | 270 | 596 | 5.80 |



Best Setters

| Rk | No | Name | Team | Running Sets | Faults | Still Sets | Total Attempts | Avg. by set |
|-------------------------|----|-----------------------|------|--------------|--------|------------|----------------|-------------|
| 1 | 11 | Seif Jonah (S) | USA | 30 | - | 52 | 82 | 7.50 |
| 2 | 22 | Velazquet Armando (S) | VEN | 24 | - | 46 | 70 | 6.00 |
| 3 | 6 | Perales Jesus (S) | MEX | 18 | - | 23 | 41 | 4.50 |
| 4 | 12 | Keturakis Byron (S) | CAN | 18 | 3 | 35 | 56 | 4.50 |
| 5 | 10 | Rangel Pedro (S) | MEX | 18 | 3 | 14 | 35 | 4.50 |
| 6 | 14 | Goide Adrian (S) | CUB | 15 | 2 | 70 | 87 | 3.75 |
| 7 | 15 | De Cecco Luciano (S) | ARG | 11 | - | 44 | 55 | 3.67 |
| 8 | 10 | Abreu Francisco (S) | DOM | 9 | - | 68 | 77 | 2.25 |
| 9 | 1 | Chancy Gabriel (S) | CAN | 8 | - | 18 | 26 | 2.00 |
| 10 | 2 | Goas Edgardo (S) | PUR | 4 | - | 39 | 43 | 1.33 |
| Total Tournament | | | | 159 | 11 | 520 | 690 | 10.60 |



Best Receivers

Limit: 20.00%



| Rk | No | Name | Team | Excellents | Faults | Serve Receptions | Total Attempts | Eff. % |
|-------------------------|----|-------------------------|------|------------|--------|------------------|----------------|--------|
| 1 | 23 | Tuileta Jr. Larry (L) | USA | 11 | - | 3 | 14 | 78.57 |
| 2 | 5 | Rangel Jesus (L) | MEX | 15 | 2 | 16 | 33 | 39.39 |
| 3 | 20 | Sclater Ryan (WS) | CAN | 10 | - | 16 | 26 | 38.46 |
| 4 | 3 | Gonzalez Fernando (WS) | VEN | 11 | 2 | 11 | 24 | 37.50 |
| 5 | 17 | Fayola Ronald (WS) | VEN | 11 | 2 | 15 | 28 | 32.14 |
| 6 | 4 | Mata Héctor(L) | VEN | 7 | 1 | 11 | 19 | 31.58 |
| 7 | 16 | González Alexis (L) | ARG | 4 | - | 9 | 13 | 30.77 |
| 8 | 11 | Barajas Jorge (WS) | MEX | 7 | 2 | 11 | 20 | 25.00 |
| 9 | 22 | Koppers Brandon (WS) | CAN | 6 | 1 | 14 | 21 | 23.81 |
| 10 | 18 | Lopez Miguel Angel (WS) | CUB | 8 | 1 | 22 | 31 | 22.58 |
| Total Tournament | | | | 138 | 51 | 364 | 553 | 15.73 |





P-5 VOLLEYBALL • Players ranking by skills

2017 Senior Men's Panamerican Cup



Best Liberos

| Rk | No | Name | Team | Excellents | Faults | In play | Total attempts | Avg. by set |
|----|----|--------------------------|------|------------|--------|---------|----------------|-------------|
| 1 | 23 | Tuileta Jr. Larry (L) | USA | 19 | | 4 | 23 | 4.75 |
| 2 | 5 | Rangel Jesus (L) | MEX | 18 | 4 | 21 | 43 | 4.50 |
| 3 | 4 | Mata Héctor(L) | VEN | 13 | 3 | 17 | 33 | 3.25 |
| 4 | 15 | Duquette Bryan (L) | CAN | 13 | 4 | 19 | 36 | 3.25 |
| 5 | 16 | González Alexis (L) | ARG | 4 | | 9 | 13 | 1.33 |
| 6 | 7 | Garcia Yonder (L) | CUB | 3 | 8 | 24 | 35 | 0.75 |
| 7 | 4 | Del Valle Dennis (L) | PUR | 1 | 1 | 8 | 10 | 0.33 |
| 8 | 6 | Riopel Olivier (L) | CAN | 1 | | | 1 | 0.25 |
| 9 | 5 | Mieses Enger (L) | DOM | 1 | 2 | 17 | 20 | 0.25 |
| 10 | 19 | Mendoza José (L) | MEX | | 1 | 7 | 8 | |
| 11 | 5 | Fernandez Ignacio (L) | ARG | | 1 | 3 | 4 | |
| 12 | 24 | Cabrera Rivera Arnel (L) | PUR | | 4 | 9 | 13 | |
| 13 | 25 | Enriques Evan (L) | USA | | 2 | 2 | 4 | |





P-6 VOLLEYBALL • Teams ranking by skills

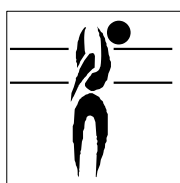
2017 Senior Men's Panamerican Cup



Best Spikers

Limit: 15.00%

| Rk | Team | Spikes | Faults | Shots | Total Attempts | Succ. % |
|-------------------------|------------------------------|--------|--------|-------|----------------|---------|
| 1 | ARG ARGENTINA | 34 | 9 | 23 | 66 | 51.52 |
| 2 | CUB CUBA | 49 | 20 | 33 | 102 | 48.04 |
| 3 | MEX MEXICO | 46 | 18 | 32 | 96 | 47.92 |
| 4 | CAN CANADA | 48 | 8 | 45 | 101 | 47.52 |
| 5 | USA UNITED STATES OF AMERICA | 44 | 10 | 45 | 99 | 44.44 |
| 6 | PUR PUERTO RICO | 31 | 14 | 25 | 70 | 44.29 |
| 7 | DOM DOMINICAN REPUBLIC | 44 | 21 | 36 | 101 | 43.56 |
| 8 | VEN VENEZUELA | 43 | 26 | 42 | 111 | 38.74 |
| Total Tournament | | 339 | 126 | 281 | 746 | 45.44 |



Best Blockers

| Rk | Team | Kill Blocks | Faults | Rebounds | Total Attempts | Avg. by set |
|-------------------------|------------------------------|-------------|--------|----------|----------------|-------------|
| 1 | CAN CANADA | 14 | 17 | 17 | 48 | 3.50 |
| 2 | CUB CUBA | 12 | 12 | 5 | 29 | 3.00 |
| 3 | ARG ARGENTINA | 7 | 9 | 3 | 19 | 2.33 |
| 4 | USA UNITED STATES OF AMERICA | 9 | 22 | 18 | 49 | 2.25 |
| 5 | PUR PUERTO RICO | 6 | 8 | 3 | 17 | 2.00 |
| 6 | DOM DOMINICAN REPUBLIC | 6 | 23 | 11 | 40 | 1.50 |
| 7 | MEX MEXICO | 3 | 9 | 27 | 39 | 0.75 |
| 7 | VEN VENEZUELA | 3 | 20 | 19 | 42 | 0.75 |
| Total Tournament | | 60 | 120 | 103 | 283 | 4.00 |



Best Servers

| Rk | Team | Aces | Faults | Serve Hits | Total Attempts | Avg. by set |
|-------------------------|------------------------------|------|--------|------------|----------------|-------------|
| 1 | ARG ARGENTINA | 9 | 11 | 55 | 75 | 3.00 |
| 1 | USA UNITED STATES OF AMERICA | 12 | 20 | 64 | 96 | 3.00 |
| 3 | CAN CANADA | 8 | 18 | 73 | 99 | 2.00 |
| 4 | CUB CUBA | 6 | 13 | 75 | 94 | 1.50 |
| 4 | DOM DOMINICAN REPUBLIC | 6 | 14 | 67 | 87 | 1.50 |
| 6 | VEN VENEZUELA | 5 | 13 | 64 | 82 | 1.25 |
| 7 | MEX MEXICO | 3 | 15 | 67 | 85 | 0.75 |
| 8 | PUR PUERTO RICO | - | 9 | 43 | 52 | |
| Total Tournament | | 49 | 113 | 508 | 670 | 3.27 |




BREAKING NEWS





P-6 VOLLEYBALL • Teams ranking by skills

2017 Senior Men's Panamerican Cup



Best Diggers

| Rk | Team | Digs | Faults | Receptions | Total Attempts | Avg. by set |
|-------------------------|------------------------------|------|--------|------------|----------------|-------------|
| 1 | CAN CANADA | 28 | 29 | 28 | 85 | 7.00 |
| 2 | VEN VENEZUELA | 21 | 32 | 40 | 93 | 5.25 |
| 3 | USA UNITED STATES OF AMERICA | 20 | 30 | 15 | 65 | 5.00 |
| 4 | MEX MEXICO | 9 | 39 | 36 | 84 | 2.25 |
| 5 | ARG ARGENTINA | 5 | 15 | 27 | 47 | 1.67 |
| 6 | DOM DOMINICAN REPUBLIC | 3 | 30 | 45 | 78 | 0.75 |
| 7 | PUR PUERTO RICO | 1 | 33 | 30 | 64 | 0.33 |
| 8 | CUB CUBA | - | 31 | 49 | 80 | |
| Total Tournament | | 87 | 239 | 270 | 596 | 5.80 |



Best Setters

| Rk | Team | Running Sets | Faults | Still Sets | Total Attempts | Avg. by set |
|-------------------------|------------------------------|--------------|--------|------------|----------------|-------------|
| 1 | MEX MEXICO | 36 | 3 | 59 | 98 | 9.00 |
| 2 | USA UNITED STATES OF AMERICA | 30 | - | 61 | 91 | 7.50 |
| 3 | VEN VENEZUELA | 27 | 1 | 77 | 105 | 6.75 |
| 4 | CAN CANADA | 26 | 3 | 65 | 94 | 6.50 |
| 5 | CUB CUBA | 15 | 2 | 78 | 95 | 3.75 |
| 6 | ARG ARGENTINA | 11 | - | 46 | 57 | 3.67 |
| 7 | DOM DOMINICAN REPUBLIC | 10 | - | 80 | 90 | 2.50 |
| 8 | PUR PUERTO RICO | 4 | 2 | 54 | 60 | 1.33 |
| Total Tournament | | 159 | 11 | 520 | 690 | 10.60 |



Best Receivers

Limit: 20.00%

| Rk | Team | Excellents | Faults | Serve Receptions | Total Attempts | Eff. % |
|-------------------------|------------------------------|------------|--------|------------------|----------------|--------|
| 1 | USA UNITED STATES OF AMERICA | 26 | 2 | 41 | 69 | 34.78 |
| 2 | VEN VENEZUELA | 31 | 8 | 42 | 81 | 28.40 |
| 3 | ARG ARGENTINA | 11 | 1 | 30 | 42 | 23.81 |
| 4 | MEX MEXICO | 29 | 13 | 34 | 76 | 21.05 |
| 5 | CAN CANADA | 19 | 6 | 44 | 69 | 18.84 |
| 6 | CUB CUBA | 13 | 6 | 54 | 73 | 9.59 |
| 7 | DOM DOMINICAN REPUBLIC | 7 | 7 | 67 | 81 | 0.00 |
| 8 | PUR PUERTO RICO | 2 | 8 | 52 | 62 | |
| Total Tournament | | 138 | 51 | 364 | 553 | 15.73 |





Canada off to a good start at home with 3-1 win over Venezuela

Canada pleased the home crowd with a 3-1 win (25-17, 25-27, 25-15 and 25-22) as the 12th Men's Pan American Cup got underway Monday at the Robert Guertin Arena in Gatineau, in Canada's capital region.

Building on the historic bronze medal performance at the World League earlier this month, a younger squad is looking to improve from their third-place finish at the 2016 Pan Am, Canada's first medal at this event in five years.

Supported by an enthusiastic crowd, the host national started out very strongly in the opening set, taking an 8-3 lead and extending it to 16-6 at the second timeout and 21-11. Venezuela did not lose hope and bounced back 17-23, before Danny Demyanenko and Ryan Sclater's block sealed the partial victory 25-17.

The game stayed more evenly with Canada keeping a narrow lead 8-7 at the end of the first technical timeout, but the South American squad responded with a strong attack and solid defense to move in front 12-11 and stayed ahead 16-13. Edson Valencia contributed with an ace and a strong attack to keep his team's hopes alive. Canada kept fighting and eventually tied the set at 22 and had a set point 24-23, but couldn't capitalize from the service line. Venezuela found an extra gear as Emerson Rodriguez and José Verdi's blocked the Canadian attack to even the match 27-25.

Venezuela, third at the continental event in 2015, kept the momentum going with an 8-7 lead at the first technical timeout, but Schouten Casey's lethal serve put Canada back in front 13-10. The host nation kept the advantage 16-13 at the second timeout. A solid serve and attack led them to prevail 25-15.

Determined to finish the match in four sets, Canada showed a solid attack and block to contain their South American rivals 8-6 at the first technical timeout. Ryan Sclater's attack found spaces in their rivals' defense to extend the lead to 16-12. Venezuela narrowed the deficit to 16-18 and then 20-22, but the Canadians' height proved to be decisive in the attack and block to take the fourth and final set 25-22.

Casey Schouten and Ryan Sclater led the Canadian performance 16 with points each. Emerson Rodriguez, Edson Valencia and José Verdi each contributed 11 for Venezuela.

Larry McKay, head coach of Canada: "Nice performance; exciting to watch – good serving from our guys, and great for these young guys to get a taste of success like that."

Max Burt, captain of Canada: "Obviously the first match of the tournament is always pretty difficult, so I'm pretty happy with the result here. It's also our first game as a team this season, and that's a pretty good Venezuelan team. It's a very positive start for our group and some of our guys haven't played at this level before, so we're satisfied with the result tonight."

Ronald Sarty, Venezuela's coach: "Considering the problems we face at home and how we got here, our team gave it all and you see on the court. Of course, we must improve our reception, a key element in the first part of the game and to keep the consistency in our play. We have to be patient in this new Olympic cycle and work individually with these players to improve as a team overall. We aim to advance to the next round here."



Cuba beats Dominican Republic in Men's Pan American Cup debut

Cuba played to a successful debut at the 12th Men's Pan American Cup with a four-set (25-17, 25-22, 21-25 and 25-22) win over the Dominican Republic in over an hour and a half of play at Gatineau's Robert Guertin Arena in Canada's capital region.

The youngest team of the tournament, featuring seven players from the 2017 Men's U21 World Championships silver medal winning squad, got off to a solid start, taking the first two sets, before their Caribbean rivals bounced to narrow the lead with a 25-21 victory in the third set.

Cuba came back and kept an early lead in the fourth set. The Dominican Republic closed the gap to a two-point lead, but Cuba prevailed with a 25-22 win to secure the match.

Miguel Angel Lopez led the Cuban attack with 23 points. He was also supported by Miguel David Gutierrez (18), the best opposite of the 2017 Men's U21 World Championships. The Dominican Republic mostly relied on Henry Lopez (16 points), Elvis Contrera and Jose Caceres, who produced 14 each.

Nicolas Vives, Cuban coach: "They played well. They are starting to regain their rhythm. We have a blend of U21 and older players. We have been working together for 15 days only and we need to work on communication and other aspects of the game. If we play good quality volleyball and stay focused, we can do well here".

Gladston Orlando Samuel Blackwood, Dominican Republic's coach: "For us the match was very difficult because we didn't play since two years ago. They need to play more and fit together as a team, but this is normal. The Cubans are young, but they have played in many tournaments and even so they made a lot of mistakes too. We have to look forward and get better every day, and try to qualify for World League."

Comienza Argentina con buen paso Copa Panamericana de voleibol

Argentina comenzó con buen pie su participación en la XII Copa Panamericana de voleibol masculino al superar en tres sets (25-20, 25-14 and 25-17) a Puerto Rico en poco más de una hora en el centro Robert Guertin de Gatineau, en la región de la capital canadiense.

Medallista de plata en las dos últimas ediciones, la escuadra suramericana estuvo encabezada por Cristian Poglajen, quien aportó 14 puntos, cuatro de ellos desde la línea de servicio. Pablo Czer contribuyó con 11. El opuesto Maurice Torres encabezó la ofensiva Boricua con ocho tantos.

Julio Velasco, entrenador de Argentina: "No iniciamos con un buen ritmo, pero después de 4-5 puntos comenzamos a mejorar. El servicio, el bloqueo y la defensa funcionaron bien y dimos muchos problemas a Puerto Rico, especialmente en el servicio y mucho mejor en el segundo y tercer sets. Para ser el primer partido que hemos jugado en mucho tiempo, estuvo bien".

Ramón Hernández, entrenador de Puerto Rico: "Esta es nuestro primer partido de la temporada y creo que los muchachos se desempeñaron bien. Por supuesto, jugamos contra uno de los mejores equipos del torneo y sabíamos que sería difícil, pero Puerto Rico jugó bien".