



# P-3 VOLLEYBALL • Match players ranking

## ECVA SENIOR MEN CHAMPIONSHIP 2018 FINALS (Places 5-6)



**Match:** 11 **Date:** 11/4/2018 **Spectators:** 40  
**City:** St.George's  
**Hall:** La Borie  
**Match duration:** **Start:** 4:39 **End:** 6:26 **Total:** 1:47

| Teams               | Sets     | 1    | 2    | 3    | 4    | 5 | Total |
|---------------------|----------|------|------|------|------|---|-------|
| <b>SKN</b>          | <b>3</b> | 25   | 23   | 25   | 27   |   | 100   |
| <b>IVB</b>          | <b>1</b> | 17   | 25   | 19   | 25   |   | 86    |
| <b>Set duration</b> |          | 0:20 | 0:24 | 0:23 | 0:31 |   | 1:38  |




### SKN • Saint Kitts & Nevis



**Spike**

Succ. %  
Limit: 15.00%

| Rk                | No | Name                    | Spikes | Faults | Shots | Total Attempts | Note  |
|-------------------|----|-------------------------|--------|--------|-------|----------------|-------|
| 1                 | 12 | Seabrooks Shawn (OH)    | 23     | 7      | 28    | 58             | 39.66 |
| -                 | 2  | Whiltshire Lestin (OPP) | 4      | 2      | 8     | 14             |       |
| -                 | 11 | Morton Elkreen (OH)     | 1      | 5      | 3     | 9              |       |
| -                 | 1  | Rogers Codville (MB)    | 2      | -      | 5     | 7              |       |
| -                 | 10 | Browne Everson (OH)     | 2      | -      | 3     | 5              |       |
| -                 | 9  | Matthew James (S)       | 1      | -      | 1     | 2              |       |
| -                 | 4  | Liburd Jason (OPP)      | -      | -      | -     | -              |       |
| -                 | 6  | Collins Steadroy (OPP)  | -      | -      | -     | -              |       |
| -                 | 8  | Davis Lancret           | -      | -      | -     | -              |       |
| -                 | 13 | Southwell Kishaun (L)   | -      | -      | -     | -              |       |
| <b>Others</b>     |    |                         | -      | -      | -     | -              |       |
| <b>Total Team</b> |    |                         | 33     | 14     | 48    | 95             | 34.74 |



**Block**

Avg. by set

| Rk                | No | Name                    | Kill Blocks | Faults | Rebounds | Total Attempts | Note |
|-------------------|----|-------------------------|-------------|--------|----------|----------------|------|
| 1                 | 1  | Rogers Codville (MB)    | 4           | 3      | 5        | 12             | 1.00 |
| 2                 | 2  | Whiltshire Lestin (OPP) | 3           | 1      | 1        | 5              | 0.75 |
| 3                 | 9  | Matthew James (S)       | 2           | 1      | 1        | 4              | 0.50 |
| 3                 | 10 | Browne Everson (OH)     | 2           | 4      | 2        | 8              | 0.50 |
| 5                 | 11 | Morton Elkreen (OH)     | 1           | 1      | 3        | 5              | 0.25 |
| 5                 | 12 | Seabrooks Shawn (OH)    | 1           | 4      | -        | 5              | 0.25 |
| -                 | 4  | Liburd Jason (OPP)      | -           | -      | -        | -              |      |
| -                 | 6  | Collins Steadroy (OPP)  | -           | -      | -        | -              |      |
| -                 | 8  | Davis Lancret           | -           | -      | -        | -              |      |
| -                 | 13 | Southwell Kishaun (L)   | -           | -      | -        | -              |      |
| <b>Others</b>     |    |                         | -           | -      | -        | -              |      |
| <b>Total Team</b> |    |                         | 13          | 14     | 12       | 39             | 3.25 |





# P-3 VOLLEYBALL • Match players ranking

## ECVA SENIOR MEN CHAMPIONSHIP 2018 FINALS (Places 5-6)



**Match:** 11 **Date:** 11/4/2018 **Spectators:** 40  
**City:** St.George's  
**Hall:** La Borie  
**Match duration:** **Start:** 4:39 **End:** 6:26 **Total:** 1:47

| Teams               | Sets     | 1    | 2    | 3    | 4    | 5 | Total |
|---------------------|----------|------|------|------|------|---|-------|
| <b>SKN</b>          | <b>3</b> | 25   | 23   | 25   | 27   |   | 100   |
| <b>IVB</b>          | <b>1</b> | 17   | 25   | 19   | 25   |   | 86    |
| <b>Set duration</b> |          | 0:20 | 0:24 | 0:23 | 0:31 |   | 1:38  |



### SKN • Saint Kitts & Nevis



**Serve**

Avg. by set

| Rk                | No | Name                    | Aces | Faults | Serve Hits | Total Attempts | Note |
|-------------------|----|-------------------------|------|--------|------------|----------------|------|
| 1                 | 11 | Morton Elkreen (OH)     | 5    | 2      | 12         | 19             | 1.25 |
| 2                 | 9  | Matthew James (S)       | 3    | 3      | 12         | 18             | 0.75 |
| 3                 | 12 | Seabrooks Shawn (OH)    | 1    | -      | 19         | 20             | 0.25 |
| 3                 | 10 | Browne Everson (OH)     | 1    | 1      | 14         | 16             | 0.25 |
| 3                 | 2  | Whiltshire Lestin (OPP) | 1    | 2      | 12         | 15             | 0.25 |
| 3                 | 1  | Rogers Codville (MB)    | 1    | 3      | 7          | 11             | 0.25 |
| -                 | 4  | Liburd Jason (OPP)      | -    | -      | -          | -              |      |
| -                 | 6  | Collins Steadroy (OPP)  | -    | -      | -          | -              |      |
| -                 | 8  | Davis Lancret           | -    | -      | -          | -              |      |
| -                 | 13 | Southwell Kishaun (L)   | -    | -      | -          | -              |      |
| <b>Others</b>     |    |                         | -    | -      | -          | -              |      |
| <b>Total Team</b> |    |                         | 12   | 11     | 76         | 99             | 3.00 |

### Team

|                               |    |    |  |    |  |
|-------------------------------|----|----|--|----|--|
| Opponent errors & Team faults | 42 | 16 |  | 58 |  |
|-------------------------------|----|----|--|----|--|



**Dig**

Avg. by set

| Rk                | No | Name                    | Digs | Faults | Receptions | Total Attempts | Note |
|-------------------|----|-------------------------|------|--------|------------|----------------|------|
| 1                 | 12 | Seabrooks Shawn (OH)    | 1    | 4      | 8          | 13             | 0.25 |
| -                 | 1  | Rogers Codville (MB)    | -    | -      | 2          | 2              |      |
| -                 | 4  | Liburd Jason (OPP)      | -    | -      | -          | -              |      |
| -                 | 6  | Collins Steadroy (OPP)  | -    | -      | -          | -              |      |
| -                 | 8  | Davis Lancret           | -    | -      | -          | -              |      |
| -                 | 10 | Browne Everson (OH)     | -    | -      | 6          | 6              |      |
| -                 | 13 | Southwell Kishaun (L)   | -    | 5      | 11         | 16             |      |
| -                 | 11 | Morton Elkreen (OH)     | -    | 2      | 4          | 6              |      |
| -                 | 2  | Whiltshire Lestin (OPP) | -    | 5      | 7          | 12             |      |
| -                 | 9  | Matthew James (S)       | -    | 3      | 3          | 6              |      |
| <b>Others</b>     |    |                         | -    | -      | -          | -              |      |
| <b>Total Team</b> |    |                         | 1    | 19     | 41         | 61             | 0.25 |





# P-3 VOLLEYBALL • Match players ranking

## ECVA SENIOR MEN CHAMPIONSHIP 2018 FINALS (Places 5-6)




**Match:** 11 **Date:** 11/4/2018 **Spectators:** 40  
**City:** St.George's  
**Hall:** La Borie  
**Match duration:** **Start:** 4:39 **End:** 6:26 **Total:** 1:47

| Teams               | Sets     | 1    | 2    | 3    | 4    | 5 | Total |
|---------------------|----------|------|------|------|------|---|-------|
| <b>SKN</b>          | <b>3</b> | 25   | 23   | 25   | 27   |   | 100   |
| <b>IVB</b>          | <b>1</b> | 17   | 25   | 19   | 25   |   | 86    |
| <b>Set duration</b> |          | 0:20 | 0:24 | 0:23 | 0:31 |   | 1:38  |




### SKN • Saint Kitts & Nevis



**Set**

Avg. by set

| Rk                | No | Name                    | Running Sets | Faults | Still Sets | Total Attempts | Note |
|-------------------|----|-------------------------|--------------|--------|------------|----------------|------|
| 1                 | 9  | Matthew James (S)       | 6            | 4      | 74         | 84             | 1.50 |
| 2                 | 13 | Southwell Kishaun (L)   | 1            | 1      | 2          | 4              | 0.25 |
| -                 | 1  | Rogers Codville (MB)    | -            | -      | 1          | 1              |      |
| -                 | 2  | Whiltshire Lestin (OPP) | -            | -      | -          | -              |      |
| -                 | 4  | Liburd Jason (OPP)      | -            | -      | -          | -              |      |
| -                 | 6  | Collins Steadroy (OPP)  | -            | -      | -          | -              |      |
| -                 | 8  | Davis Lancret           | -            | -      | -          | -              |      |
| -                 | 12 | Seabrooks Shawn (OH)    | -            | -      | 4          | 4              |      |
| -                 | 11 | Morton Elkreen (OH)     | -            | 1      | 1          | 2              |      |
| -                 | 10 | Browne Everson (OH)     | -            | 1      | -          | 1              |      |
| <b>Others</b>     |    |                         | -            | -      | -          | -              |      |
| <b>Total Team</b> |    |                         | 7            | 7      | 82         | 96             | 1.75 |



**Reception**

Eff. %  
Limit: 20.00%

| Rk                | No | Name                    | Excellents | Faults | Serve Receptions | Total Attempts | Note |
|-------------------|----|-------------------------|------------|--------|------------------|----------------|------|
| 1                 | 13 | Southwell Kishaun (L)   | 3          | 2      | 27               | 32             | 3.13 |
| -                 | 12 | Seabrooks Shawn (OH)    | 2          | 1      | 11               | 14             |      |
| -                 | 2  | Whiltshire Lestin (OPP) | 2          | -      | 10               | 12             |      |
| -                 | 1  | Rogers Codville (MB)    | -          | -      | -                | -              |      |
| -                 | 4  | Liburd Jason (OPP)      | -          | -      | -                | -              |      |
| -                 | 6  | Collins Steadroy (OPP)  | -          | -      | -                | -              |      |
| -                 | 8  | Davis Lancret           | -          | -      | -                | -              |      |
| -                 | 9  | Matthew James (S)       | -          | -      | -                | -              |      |
| -                 | 10 | Browne Everson (OH)     | -          | -      | -                | -              |      |
| -                 | 11 | Morton Elkreen (OH)     | -          | 2      | 15               | 17             |      |
| <b>Others</b>     |    |                         | -          | -      | -                | -              |      |
| <b>Total Team</b> |    |                         | 7          | 5      | 63               | 75             | 2.67 |





# P-3 VOLLEYBALL • Match players ranking

## ECVA SENIOR MEN CHAMPIONSHIP 2018 FINALS (Places 5-6)




**Match:** 11 **Date:** 11/4/2018 **Spectators:** 40  
**City:** St.George's  
**Hall:** La Borie  
**Match duration:** **Start:** 4:39 **End:** 6:26 **Total:** 1:47

| Teams               | Sets     | 1    | 2    | 3    | 4    | 5 | Total |
|---------------------|----------|------|------|------|------|---|-------|
| <b>SKN</b>          | <b>3</b> | 25   | 23   | 25   | 27   |   | 100   |
| <b>IVB</b>          | <b>1</b> | 17   | 25   | 19   | 25   |   | 86    |
| <b>Set duration</b> |          | 0:20 | 0:24 | 0:23 | 0:31 |   | 1:38  |




### IVB • British Virgin Island



**Spike**

Succ. %  
Limit: 15.00%

| Rk                | No | Name                  | Spikes | Faults | Shots | Total Attempts | Note  |
|-------------------|----|-----------------------|--------|--------|-------|----------------|-------|
| 1                 | 8  | Marquis Canise (OH)   | 12     | 6      | 9     | 27             | 44.44 |
| 2                 | 3  | Martin Miguel (OH)    | 12     | 8      | 11    | 31             | 38.71 |
| 3                 | 12 | Joseph Mickey (MB)    | 5      | 3      | 9     | 17             | 29.41 |
| -                 | 4  | Potter Jr. Clyde (OH) | 3      | -      | 6     | 9              |       |
| -                 | 2  | Singh Rickey (S)      | 4      | 2      | 3     | 9              |       |
| -                 | 5  | Solomon Marlon (MB)   | 3      | 3      | 3     | 9              |       |
| -                 | 10 | Robinson Akeem(OPP)   | 1      | 1      | 4     | 6              |       |
| -                 | 9  | Davis Curtis (MB)     | 3      | -      | 1     | 4              |       |
| -                 | 11 | Pickering Andre (OPP) | -      | -      | 1     | 1              |       |
| <b>Others</b>     |    |                       | -      | -      | -     | -              |       |
| <b>Total Team</b> |    |                       | 43     | 23     | 47    | 113            | 38.05 |



**Block**

Avg. by set

| Rk                | No | Name                  | Kill Blocks | Faults | Rebounds | Total Attempts | Note |
|-------------------|----|-----------------------|-------------|--------|----------|----------------|------|
| 1                 | 3  | Martin Miguel (OH)    | 1           | 1      | 1        | 3              | 0.25 |
| 1                 | 5  | Solomon Marlon (MB)   | 1           | 2      | 3        | 6              | 0.25 |
| 1                 | 9  | Davis Curtis (MB)     | 1           | 1      | 1        | 3              | 0.25 |
| 1                 | 11 | Pickering Andre (OPP) | 1           | 1      | 1        | 3              | 0.25 |
| 1                 | 12 | Joseph Mickey (MB)    | 1           | 2      | 3        | 6              | 0.25 |
| -                 | 4  | Potter Jr. Clyde (OH) | -           | -      | 1        | 1              |      |
| -                 | 10 | Robinson Akeem(OPP)   | -           | 2      | 2        | 4              |      |
| -                 | 2  | Singh Rickey (S)      | -           | 5      | 1        | 6              |      |
| -                 | 8  | Marquis Canise (OH)   | -           | 1      | -        | 1              |      |
| <b>Others</b>     |    |                       | -           | -      | -        | -              |      |
| <b>Total Team</b> |    |                       | 5           | 15     | 13       | 33             | 1.25 |





# P-3 VOLLEYBALL • Match players ranking

## ECVA SENIOR MEN CHAMPIONSHIP 2018 FINALS (Places 5-6)



**Match:** 11 **Date:** 11/4/2018 **Spectators:** 40  
**City:** St.George's  
**Hall:** La Borie  
**Match duration:** **Start:** 4:39 **End:** 6:26 **Total:** 1:47

| Teams               | Sets     | 1    | 2    | 3    | 4    | 5 | Total |
|---------------------|----------|------|------|------|------|---|-------|
| <b>SKN</b>          | <b>3</b> | 25   | 23   | 25   | 27   |   | 100   |
| <b>IVB</b>          | <b>1</b> | 17   | 25   | 19   | 25   |   | 86    |
| <b>Set duration</b> |          | 0:20 | 0:24 | 0:23 | 0:31 |   | 1:38  |



## IVB • British Virgin Island



**Serve**

Avg. by set

| Rk                | No | Name                  | Aces | Faults | Serve Hits | Total Attempts | Note |
|-------------------|----|-----------------------|------|--------|------------|----------------|------|
| 1                 | 5  | Solomon Marlon (MB)   | 1    | -      | 15         | 16             | 0.25 |
| 1                 | 8  | Marquis Canise (OH)   | 1    | 1      | 9          | 11             | 0.25 |
| 1                 | 3  | Martin Miguel (OH)    | 1    | 2      | 11         | 14             | 0.25 |
| -                 | 4  | Potter Jr. Clyde (OH) | -    | -      | 6          | 6              |      |
| -                 | 11 | Pickering Andre (OPP) | -    | -      | 7          | 7              |      |
| -                 | 12 | Joseph Mickey (MB)    | -    | -      | 7          | 7              |      |
| -                 | 2  | Singh Rickey (S)      | -    | 3      | 9          | 12             |      |
| -                 | 9  | Davis Curtis (MB)     | -    | 2      | 3          | 5              |      |
| -                 | 10 | Robinson Akeem(OPP)   | -    | 4      | 5          | 9              |      |
| <b>Others</b>     |    |                       | -    | -      | -          | -              |      |
| <b>Total Team</b> |    |                       | 3    | 12     | 72         | 87             | 0.75 |

**Team**

|                               |    |    |  |    |  |
|-------------------------------|----|----|--|----|--|
| Opponent errors & Team faults | 35 | 17 |  | 52 |  |
|-------------------------------|----|----|--|----|--|



**Dig**

Avg. by set

| Rk                | No | Name                  | Digs | Faults | Receptions | Total Attempts | Note |
|-------------------|----|-----------------------|------|--------|------------|----------------|------|
| 1                 | 12 | Joseph Mickey (MB)    | 1    | 1      | 3          | 5              | 0.25 |
| 1                 | 5  | Solomon Marlon (MB)   | 1    | 4      | 7          | 12             | 0.25 |
| -                 | 9  | Davis Curtis (MB)     | -    | -      | -          | -              |      |
| -                 | 11 | Pickering Andre (OPP) | -    | -      | 2          | 2              |      |
| -                 | 3  | Martin Miguel (OH)    | -    | 4      | 16         | 20             |      |
| -                 | 8  | Marquis Canise (OH)   | -    | 1      | 4          | 5              |      |
| -                 | 10 | Robinson Akeem(OPP)   | -    | 2      | 6          | 8              |      |
| -                 | 4  | Potter Jr. Clyde (OH) | -    | 4      | 5          | 9              |      |
| -                 | 2  | Singh Rickey (S)      | -    | 3      | 3          | 6              |      |
| <b>Others</b>     |    |                       | -    | -      | -          | -              |      |
| <b>Total Team</b> |    |                       | 2    | 19     | 46         | 67             | 0.50 |





# P-3 VOLLEYBALL • Match players ranking

## ECVA SENIOR MEN CHAMPIONSHIP 2018 FINALS (Places 5-6)




**Match:** 11 **Date:** 11/4/2018 **Spectators:** 40  
**City:** St.George's  
**Hall:** La Borie  
**Match duration:** **Start:** 4:39 **End:** 6:26 **Total:** 1:47

| Teams               | Sets     | 1    | 2    | 3    | 4    | 5 | Total |
|---------------------|----------|------|------|------|------|---|-------|
| <b>SKN</b>          | <b>3</b> | 25   | 23   | 25   | 27   |   | 100   |
| <b>IVB</b>          | <b>1</b> | 17   | 25   | 19   | 25   |   | 86    |
| <b>Set duration</b> |          | 0:20 | 0:24 | 0:23 | 0:31 |   | 1:38  |




### IVB • British Virgin Island



**Set**

Avg. by set

| Rk                | No | Name                  | Running Sets | Faults | Still Sets | Total Attempts | Note |
|-------------------|----|-----------------------|--------------|--------|------------|----------------|------|
| -                 | 3  | Martin Miguel (OH)    | -            | -      | 3          | 3              |      |
| -                 | 9  | Davis Curtis (MB)     | -            | -      | -          | -              |      |
| -                 | 10 | Robinson Akeem(OPP)   | -            | -      | -          | -              |      |
| -                 | 11 | Pickering Andre (OPP) | -            | -      | 2          | 2              |      |
| -                 | 12 | Joseph Mickey (MB)    | -            | -      | -          | -              |      |
| -                 | 2  | Singh Rickey (S)      | -            | 3      | 89         | 92             |      |
| -                 | 5  | Solomon Marlon (MB)   | -            | 1      | 7          | 8              |      |
| -                 | 4  | Potter Jr. Clyde (OH) | -            | 1      | 5          | 6              |      |
| -                 | 8  | Marquis Canise (OH)   | -            | 1      | -          | 1              |      |
| <b>Others</b>     |    |                       | -            | -      | -          | -              |      |
| <b>Total Team</b> |    |                       | -            | 6      | 106        | 112            |      |



**Reception**

Eff. %  
Limit: 20.00%

| Rk                | No | Name                  | Excellents | Faults | Serve Receptions | Total Attempts | Note |
|-------------------|----|-----------------------|------------|--------|------------------|----------------|------|
| -                 | 8  | Marquis Canise (OH)   | 1          | 1      | 13               | 15             |      |
| -                 | 12 | Joseph Mickey (MB)    | -          | -      | 1                | 1              |      |
| -                 | 2  | Singh Rickey (S)      | -          | -      | -                | -              |      |
| -                 | 9  | Davis Curtis (MB)     | -          | -      | -                | -              |      |
| -                 | 3  | Martin Miguel (OH)    | -          | 1      | 19               | 20             |      |
| -                 | 10 | Robinson Akeem(OPP)   | -          | 1      | 18               | 19             |      |
| -                 | 4  | Potter Jr. Clyde (OH) | -          | 2      | 11               | 13             |      |
| -                 | 5  | Solomon Marlon (MB)   | -          | 1      | 5                | 6              |      |
| -                 | 11 | Pickering Andre (OPP) | -          | 2      | 6                | 8              |      |
| <b>Others</b>     |    |                       | -          | -      | -                | -              |      |
| <b>Total Team</b> |    |                       | 1          | 8      | 73               | 82             |      |

