



P-3 VOLLEYBALL • Match players ranking

ECVA U20 FEMALE CHAMPIONSHIP PRELIMINARIES




Match: 5 **Date:** 7/8/2018 **Spectators:** 50
City: ORANJESTAD
Hall: EARL MERKMAN SPORTS HALL
Match duration: Start: 9:32 End: 10:39 Total: 1:07

| Teams | Sets | 1 | 2 | 3 | 4 | 5 | Total |
|---------------------|----------|------|------|------|---|---|-------|
| ANT | 3 | 25 | 25 | 25 | | | 75 |
| IVB | 0 | 11 | 6 | 8 | | | 25 |
| Set duration | | 0:16 | 0:27 | 0:18 | | | 1:01 |




ANT • ANTIGUA & BARBUDA



Spike

Succ. %
Limit: 15.00%

| Rk | No | Name | Spikes | Faults | Shots | Total Attempts | Note |
|-------------------|----|---------------------|--------|--------|-------|----------------|-------|
| 1 | 4 | LEWIS JOSEANNE (OH) | 6 | 1 | 4 | 11 | 54.55 |
| - | 11 | PHILLIP TIMNA (MB) | - | 1 | 7 | 8 | |
| - | 7 | JACKSON DAMIA (OH) | 1 | 1 | 2 | 4 | |
| - | 3 | DAVIS KEIDEAN (OPP) | 2 | - | 1 | 3 | |
| - | 5 | ALFRED ALIYA (S) | 1 | - | 2 | 3 | |
| - | 6 | REGIS RAYANA (MB) | 2 | - | 1 | 3 | |
| - | 10 | SIMON DENIJAH (OH) | - | 1 | 1 | 2 | |
| - | 1 | BOYER ROCHELLE (L) | - | - | - | - | |
| - | 2 | BENJAMIN NIA (OPP) | - | - | - | - | |
| - | 12 | EDWARDS HARMONY (S) | - | - | - | - | |
| Others | | | - | - | - | - | |
| Total Team | | | 12 | 4 | 18 | 34 | 35.29 |



Block

Avg. by set

| Rk | No | Name | Kill Blocks | Faults | Rebounds | Total Attempts | Note |
|-------------------|----|---------------------|-------------|--------|----------|----------------|------|
| 1 | 5 | ALFRED ALIYA (S) | 1 | - | 1 | 2 | 0.33 |
| 1 | 11 | PHILLIP TIMNA (MB) | 1 | - | 2 | 3 | 0.33 |
| 1 | 6 | REGIS RAYANA (MB) | 1 | 1 | - | 2 | 0.33 |
| - | 1 | BOYER ROCHELLE (L) | - | - | - | - | |
| - | 2 | BENJAMIN NIA (OPP) | - | - | - | - | |
| - | 3 | DAVIS KEIDEAN (OPP) | - | - | 1 | 1 | |
| - | 4 | LEWIS JOSEANNE (OH) | - | - | - | - | |
| - | 7 | JACKSON DAMIA (OH) | - | - | - | - | |
| - | 12 | EDWARDS HARMONY (S) | - | - | - | - | |
| - | 10 | SIMON DENIJAH (OH) | - | 2 | - | 2 | |
| Others | | | - | - | - | - | |
| Total Team | | | 3 | 3 | 4 | 10 | 1.00 |





P-3 VOLLEYBALL • Match players ranking

ECVA U20 FEMALE CHAMPIONSHIP PRELIMINARIES



Match: 5 **Date:** 7/8/2018 **Spectators:** 50
City: ORANJESTAD
Hall: EARL MERKMAN SPORTS HALL
Match duration: **Start:** 9:32 **End:** 10:39 **Total:** 1:07

| Teams | Sets | 1 | 2 | 3 | 4 | 5 | Total |
|---------------------|----------|------|------|------|---|---|-------|
| ANT | 3 | 25 | 25 | 25 | | | 75 |
| IVB | 0 | 11 | 6 | 8 | | | 25 |
| Set duration | | 0:16 | 0:27 | 0:18 | | | 1:01 |



ANT • ANTIGUA & BARBUDA



Serve

Avg. by set

| Rk | No | Name | Aces | Faults | Serve Hits | Total Attempts | Note |
|-------------------|----|---------------------|------|--------|------------|----------------|------|
| 1 | 11 | PHILLIP TIMNA (MB) | 8 | 1 | 4 | 13 | 2.67 |
| 2 | 7 | JACKSON DAMIA (OH) | 5 | 1 | 9 | 15 | 1.67 |
| 3 | 5 | ALFRED ALIYA (S) | 4 | - | 10 | 14 | 1.33 |
| 3 | 4 | LEWIS JOSEANNE (OH) | 4 | 1 | 4 | 9 | 1.33 |
| 5 | 6 | REGIS RAYANA (MB) | 1 | - | 9 | 10 | 0.33 |
| 5 | 10 | SIMON DENIJAH (OH) | 1 | - | 6 | 7 | 0.33 |
| - | 1 | BOYER ROCHELLE (L) | - | - | - | - | |
| - | 2 | BENJAMIN NIA (OPP) | - | - | - | - | |
| - | 3 | DAVIS KEIDEAN (OPP) | - | - | 5 | 5 | |
| - | 12 | EDWARDS HARMONY (S) | - | - | - | - | |
| Others | | | - | - | - | - | |
| Total Team | | | 23 | 3 | 47 | 73 | 7.67 |

Team

| | | | | | |
|-------------------------------|----|---|--|----|--|
| Opponent errors & Team faults | 37 | 2 | | 39 | |
|-------------------------------|----|---|--|----|--|



Dig

Avg. by set

| Rk | No | Name | Digs | Faults | Receptions | Total Attempts | Note |
|-------------------|----|---------------------|------|--------|------------|----------------|------|
| 1 | 4 | LEWIS JOSEANNE (OH) | 6 | 1 | 1 | 8 | 2.00 |
| 2 | 1 | BOYER ROCHELLE (L) | 5 | 1 | 4 | 10 | 1.67 |
| 3 | 5 | ALFRED ALIYA (S) | 1 | - | 4 | 5 | 0.33 |
| - | 2 | BENJAMIN NIA (OPP) | - | - | - | - | |
| - | 3 | DAVIS KEIDEAN (OPP) | - | - | - | - | |
| - | 7 | JACKSON DAMIA (OH) | - | - | 3 | 3 | |
| - | 10 | SIMON DENIJAH (OH) | - | - | 2 | 2 | |
| - | 12 | EDWARDS HARMONY (S) | - | - | - | - | |
| - | 11 | PHILLIP TIMNA (MB) | - | 2 | 4 | 6 | |
| - | 6 | REGIS RAYANA (MB) | - | 1 | - | 1 | |
| Others | | | - | - | - | - | |
| Total Team | | | 12 | 5 | 18 | 35 | 4.00 |





P-3 VOLLEYBALL • Match players ranking

ECVA U20 FEMALE CHAMPIONSHIP PRELIMINARIES




Match: 5 **Date:** 7/8/2018 **Spectators:** 50
City: ORANJESTAD
Hall: EARL MERKMAN SPORTS HALL
Match duration: **Start:** 9:32 **End:** 10:39 **Total:** 1:07

| Teams | Sets | 1 | 2 | 3 | 4 | 5 | Total |
|---------------------|----------|------|------|------|---|---|-------|
| ANT | 3 | 25 | 25 | 25 | | | 75 |
| IVB | 0 | 11 | 6 | 8 | | | 25 |
| Set duration | | 0:16 | 0:27 | 0:18 | | | 1:01 |




ANT • ANTIGUA & BARBUDA



Set

Avg. by set

| Rk | No | Name | Running Sets | Faults | Still Sets | Total Attempts | Note |
|-------------------|----|---------------------|--------------|--------|------------|----------------|------|
| 1 | 5 | ALFRED ALIYA (S) | 13 | 2 | 16 | 31 | 4.33 |
| 2 | 1 | BOYER ROCHELLE (L) | 1 | - | 1 | 2 | 0.33 |
| 2 | 12 | EDWARDS HARMONY (S) | 1 | - | - | 1 | 0.33 |
| - | 2 | BENJAMIN NIA (OPP) | - | - | - | - | |
| - | 6 | REGIS RAYANA (MB) | - | - | - | - | |
| - | 7 | JACKSON DAMIA (OH) | - | - | 2 | 2 | |
| - | 10 | SIMON DENIJAH (OH) | - | - | - | - | |
| - | 11 | PHILLIP TIMNA (MB) | - | - | - | - | |
| - | 3 | DAVIS KEIDEAN (OPP) | - | 1 | - | 1 | |
| - | 4 | LEWIS JOSEANNE (OH) | - | 1 | - | 1 | |
| Others | | | - | - | - | - | |
| Total Team | | | 15 | 4 | 19 | 38 | 5.00 |



Reception

Eff. %
Limit: 20.00%

| Rk | No | Name | Excellents | Faults | Serve Receptions | Total Attempts | Note |
|-------------------|----|---------------------|------------|--------|------------------|----------------|-------|
| 1 | 4 | LEWIS JOSEANNE (OH) | 6 | - | 2 | 8 | 75.00 |
| - | 10 | SIMON DENIJAH (OH) | 1 | - | 2 | 3 | |
| - | 7 | JACKSON DAMIA (OH) | 1 | 1 | - | 2 | |
| - | 3 | DAVIS KEIDEAN (OPP) | - | - | 1 | 1 | |
| - | 2 | BENJAMIN NIA (OPP) | - | - | - | - | |
| - | 6 | REGIS RAYANA (MB) | - | - | - | - | |
| - | 11 | PHILLIP TIMNA (MB) | - | - | - | - | |
| - | 12 | EDWARDS HARMONY (S) | - | - | - | - | |
| - | 1 | BOYER ROCHELLE (L) | 1 | 2 | 3 | 6 | |
| - | 5 | ALFRED ALIYA (S) | - | 1 | - | 1 | |
| Others | | | - | - | - | - | |
| Total Team | | | 9 | 4 | 8 | 21 | 23.81 |





P-3 VOLLEYBALL • Match players ranking

ECVA U20 FEMALE CHAMPIONSHIP PRELIMINARIES




Match: 5 **Date:** 7/8/2018 **Spectators:** 50
City: ORANJESTAD
Hall: EARL MERKMAN SPORTS HALL
Match duration: **Start:** 9:32 **End:** 10:39 **Total:** 1:07

| Teams | Sets | 1 | 2 | 3 | 4 | 5 | Total |
|--------------|------|------|------|------|---|---|-------|
| ANT | 3 | 25 | 25 | 25 | | | 75 |
| IVB | 0 | 11 | 6 | 8 | | | 25 |
| Set duration | | 0:16 | 0:27 | 0:18 | | | 1:01 |




IVB • BRITHISH VIRGIN ISLAND



Spike

Succ. %
Limit: 15.00%

| Rk | No | Name | Spikes | Faults | Shots | Total Attempts | Note |
|-------------------|----|-----------------------|--------|--------|-------|----------------|-------|
| 1 | 9 | FAHIE SHAULIQUA (MB) | 2 | 4 | 5 | 11 | 18.18 |
| - | 3 | MALONE XIOMARA (MB) | - | 6 | 5 | 11 | |
| - | 6 | BOWEN DEJANNAE (S) | - | 6 | 2 | 8 | |
| - | 8 | CALLWOOD KAJHANA (S) | - | 2 | 2 | 4 | |
| - | 7 | HARRY MARIANNE (OH) | - | 2 | - | 2 | |
| - | 2 | BELL ONEL (OH) | - | 1 | - | 1 | |
| - | 1 | SMITH KEANNA (OH) | - | - | - | - | |
| - | 10 | PETERS JHANESSA (OPP) | - | - | - | - | |
| - | 11 | SMITH KACIE (OPP) | - | - | - | - | |
| Others | | | - | - | - | - | |
| Total Team | | | 2 | 21 | 14 | 37 | 5.41 |



Block

Avg. by set

| Rk | No | Name | Kill Blocks | Faults | Rebounds | Total Attempts | Note |
|-------------------|----|-----------------------|-------------|--------|----------|----------------|------|
| 1 | 3 | MALONE XIOMARA (MB) | 4 | 1 | 1 | 6 | 1.33 |
| - | 2 | BELL ONEL (OH) | - | - | - | - | |
| - | 7 | HARRY MARIANNE (OH) | - | - | - | - | |
| - | 8 | CALLWOOD KAJHANA (S) | - | - | - | - | |
| - | 10 | PETERS JHANESSA (OPP) | - | - | - | - | |
| - | 11 | SMITH KACIE (OPP) | - | - | - | - | |
| - | 6 | BOWEN DEJANNAE (S) | - | 2 | 2 | 4 | |
| - | 9 | FAHIE SHAULIQUA (MB) | - | 4 | 2 | 6 | |
| - | 1 | SMITH KEANNA (OH) | - | 1 | - | 1 | |
| Others | | | - | - | - | - | |
| Total Team | | | 4 | 8 | 5 | 17 | 1.33 |





P-3 VOLLEYBALL • Match players ranking

ECVA U20 FEMALE CHAMPIONSHIP PRELIMINARIES



Match: 5 **Date:** 7/8/2018 **Spectators:** 50
City: ORANJESTAD
Hall: EARL MERKMAN SPORTS HALL
Match duration: **Start:** 9:32 **End:** 10:39 **Total:** 1:07

| Teams | Sets | 1 | 2 | 3 | 4 | 5 | Total |
|---------------------|----------|------|------|------|---|---|-------|
| ANT | 3 | 25 | 25 | 25 | | | 75 |
| IVB | 0 | 11 | 6 | 8 | | | 25 |
| Set duration | | 0:16 | 0:27 | 0:18 | | | 1:01 |



IVB • BRITHISH VIRGIN ISLAND



Serve

Avg. by set

| Rk | No | Name | Aces | Faults | Serve Hits | Total Attempts | Note |
|-------------------|----|-----------------------|------|--------|------------|----------------|------|
| 1 | 8 | CALLWOOD KAJHANA (S) | 3 | - | 6 | 9 | 1.00 |
| - | 1 | SMITH KEANNA (OH) | - | - | 1 | 1 | |
| - | 9 | FAHIE SHAULIQUA (MB) | - | - | 4 | 4 | |
| - | 11 | SMITH KACIE (OPP) | - | - | - | - | |
| - | 3 | MALONE XIOMARA (MB) | - | 1 | 3 | 4 | |
| - | 6 | BOWEN DEJANNAE (S) | - | 2 | 4 | 6 | |
| - | 10 | PETERS JHANESSA (OPP) | - | 1 | 1 | 2 | |
| - | 2 | BELL ONEL (OH) | - | 1 | - | 1 | |
| - | 7 | HARRY MARIANNE (OH) | - | 1 | - | 1 | |
| Others | | | - | - | - | - | |
| Total Team | | | 3 | 6 | 19 | 28 | 1.00 |

Team

| | | | | | |
|-------------------------------|----|---|--|----|--|
| Opponent errors & Team faults | 16 | 4 | | 20 | |
|-------------------------------|----|---|--|----|--|



Dig

Avg. by set

| Rk | No | Name | Digs | Faults | Receptions | Total Attempts | Note |
|-------------------|----|-----------------------|------|--------|------------|----------------|------|
| 1 | 9 | FAHIE SHAULIQUA (MB) | 1 | 2 | 3 | 6 | 0.33 |
| - | 1 | SMITH KEANNA (OH) | - | - | - | - | |
| - | 6 | BOWEN DEJANNAE (S) | - | - | 1 | 1 | |
| - | 7 | HARRY MARIANNE (OH) | - | - | 2 | 2 | |
| - | 10 | PETERS JHANESSA (OPP) | - | - | 1 | 1 | |
| - | 11 | SMITH KACIE (OPP) | - | - | - | - | |
| - | 8 | CALLWOOD KAJHANA (S) | - | 1 | 3 | 4 | |
| - | 3 | MALONE XIOMARA (MB) | - | 2 | 4 | 6 | |
| - | 2 | BELL ONEL (OH) | - | 2 | 1 | 3 | |
| Others | | | - | - | - | - | |
| Total Team | | | 1 | 7 | 15 | 23 | 0.33 |





P-3 VOLLEYBALL • Match players ranking

ECVA U20 FEMALE CHAMPIONSHIP PRELIMINARIES




Match: 5 **Date:** 7/8/2018 **Spectators:** 50
City: ORANJESTAD
Hall: EARL MERKMAN SPORTS HALL
Match duration: **Start:** 9:32 **End:** 10:39 **Total:** 1:07

| Teams | Sets | 1 | 2 | 3 | 4 | 5 | Total |
|---------------------|----------|------|------|------|---|---|-------|
| ANT | 3 | 25 | 25 | 25 | | | 75 |
| IVB | 0 | 11 | 6 | 8 | | | 25 |
| Set duration | | 0:16 | 0:27 | 0:18 | | | 1:01 |




IVB • BRITHISH VIRGIN ISLAND



Set

Avg. by set

| Rk | No | Name | Running Sets | Faults | Still Sets | Total Attempts | Note |
|-------------------|----|-----------------------|--------------|--------|------------|----------------|------|
| 1 | 6 | BOWEN DEJANNAE (S) | 1 | 1 | 2 | 4 | 0.33 |
| - | 1 | SMITH KEANNA (OH) | - | - | 1 | 1 | |
| - | 2 | BELL ONEL (OH) | - | - | - | - | |
| - | 3 | MALONE XIOMARA (MB) | - | - | 1 | 1 | |
| - | 9 | FAHIE SHAULIQUA (MB) | - | - | 4 | 4 | |
| - | 10 | PETERS JHANESSA (OPP) | - | - | 2 | 2 | |
| - | 11 | SMITH KACIE (OPP) | - | - | - | - | |
| - | 7 | HARRY MARIANNE (OH) | - | 1 | 3 | 4 | |
| - | 8 | CALLWOOD KAJHANA (S) | - | 4 | 5 | 9 | |
| Others | | | - | - | - | - | |
| Total Team | | | 1 | 6 | 18 | 25 | 0.33 |



Reception

Eff. %
Limit: 20.00%

| Rk | No | Name | Excellents | Faults | Serve Receptions | Total Attempts | Note |
|-------------------|----|-----------------------|------------|--------|------------------|----------------|------|
| - | 1 | SMITH KEANNA (OH) | 1 | 1 | 3 | 5 | |
| - | 2 | BELL ONEL (OH) | 1 | 1 | 2 | 4 | |
| - | 11 | SMITH KACIE (OPP) | - | - | - | - | |
| - | 8 | CALLWOOD KAJHANA (S) | 4 | 7 | 13 | 24 | |
| - | 3 | MALONE XIOMARA (MB) | 1 | 3 | 6 | 10 | |
| - | 9 | FAHIE SHAULIQUA (MB) | 1 | 3 | 6 | 10 | |
| - | 10 | PETERS JHANESSA (OPP) | - | 3 | 6 | 9 | |
| - | 6 | BOWEN DEJANNAE (S) | - | 1 | 1 | 2 | |
| - | 7 | HARRY MARIANNE (OH) | 1 | 4 | 2 | 7 | |
| Others | | | - | - | - | - | |
| Total Team | | | 9 | 23 | 39 | 71 | |

