



2019 CAZOVA U19 Boys Championships

[P-3] Match players ranking




Match: 1 **Date:** 22/07/2019 **Spectators:** 100
City: St. Catherine
Hall: GC Foster College of Physical Education
Match duration: **Start:** 12:45 **End:** 14:11 **Total:** 1:26

| Teams | Sets | 1 | 2 | 3 | 4 | 5 | Total |
|------------------|------|------|------|------|---|---|-------|
| BAR | 3 | 25 | 25 | 25 | | | 75 |
| TTO | 0 | 14 | 14 | 21 | | | 49 |
| Duration: | | 0:24 | 0:22 | 0:25 | | | 1:11 |




BAR • Barbados



Spike


Limit: 15.00%

| Rk | No | Name | Pos. | Spikes | Faults | Shots | Total Attempts | Succ. % |
|-------------------|----|-----------------------|------|--------|--------|-------|----------------|---------|
| 1 | 2 | Padmore Levi | MB | 6 | 3 | 3 | 12 | 50.00 |
| 2 | 3 | Taylor Che | WS | 10 | 5 | 9 | 24 | 41.67 |
| 3 | 11 | Holder Dmitri | WS | 8 | 5 | 7 | 20 | 40.00 |
| - | 1 | Leonce Brandon | MB | 0 | 0 | 0 | 0 | |
| - | 4 | Layne Ajani | OP | 2 | 0 | 0 | 2 | |
| - | 5 | Williams-Bailey Nkoya | WS | 0 | 0 | 0 | 0 | |
| - | 7 | Coppin Devonte | S | 0 | 0 | 4 | 4 | |
| - | 8 | Chase Sean | L | 0 | 0 | 0 | 0 | |
| - | 9 | Turney Haile-Emmanual | MB | 3 | 2 | 2 | 7 | |
| - | 12 | Forde Thierry | WS | 0 | 0 | 0 | 0 | |
| - | 15 | Codrington Dershone | S | 0 | 0 | 0 | 0 | |
| - | 16 | Scantlebury Dominick | WS | 0 | 1 | 1 | 2 | |
| Total Team | | | | 29 | 16 | 26 | 71 | 40.85 |



Block

| Rk | No | Name | Pos. | Kill Blocks | Faults | Rebounds | Total Attempts | Avg. by set |
|-------------------|----|-----------------------|------|-------------|--------|----------|----------------|-------------|
| 1 | 2 | Padmore Levi | MB | 3 | 2 | 3 | 8 | 1.00 |
| 2 | 4 | Layne Ajani | OP | 2 | 0 | 1 | 3 | 0.67 |
| 3 | 3 | Taylor Che | WS | 1 | 0 | 1 | 2 | 0.33 |
| 7 | 7 | Coppin Devonte | S | 1 | 0 | 1 | 2 | 0.33 |
| - | 1 | Leonce Brandon | MB | 0 | 1 | 0 | 1 | |
| - | 5 | Williams-Bailey Nkoya | WS | 0 | 0 | 0 | 0 | |
| - | 8 | Chase Sean | L | 0 | 0 | 0 | 0 | |
| - | 9 | Turney Haile-Emmanual | MB | 0 | 0 | 1 | 1 | |
| - | 11 | Holder Dmitri | WS | 0 | 0 | 0 | 0 | |
| - | 12 | Forde Thierry | WS | 0 | 0 | 0 | 0 | |
| - | 15 | Codrington Dershone | S | 0 | 0 | 0 | 0 | |
| - | 16 | Scantlebury Dominick | WS | 0 | 0 | 0 | 0 | |
| Total Team | | | | 7 | 3 | 7 | 17 | 2.33 |



Serve

| Rk | No | Name | Pos. | Aces | Faults | Serve Hits | Total Attempts | Avg. by set |
|-------------------|----|-----------------------|------|------|--------|------------|----------------|-------------|
| 1 | 11 | Holder Dmitri | WS | 7 | 6 | 4 | 17 | 2.33 |
| 2 | 1 | Leonce Brandon | MB | 2 | 1 | 4 | 7 | 0.67 |
| 4 | 4 | Layne Ajani | OP | 2 | 1 | 10 | 13 | 0.67 |
| 4 | 2 | Padmore Levi | MB | 1 | 2 | 8 | 11 | 0.33 |
| 15 | 15 | Codrington Dershone | S | 1 | 0 | 2 | 3 | 0.33 |
| - | 3 | Taylor Che | WS | 0 | 1 | 6 | 7 | |
| - | 5 | Williams-Bailey Nkoya | WS | 0 | 0 | 0 | 0 | |
| - | 7 | Coppin Devonte | S | 0 | 0 | 4 | 4 | |
| - | 8 | Chase Sean | L | 0 | 0 | 0 | 0 | |
| - | 9 | Turney Haile-Emmanual | MB | 0 | 0 | 4 | 4 | |
| - | 12 | Forde Thierry | WS | 0 | 0 | 0 | 0 | |
| - | 16 | Scantlebury Dominick | WS | 0 | 1 | 5 | 6 | |
| Total Team | | | | 13 | 12 | 47 | 72 | 4.33 |

Team

| | | | | |
|------------|----|---|--|----|
| Total Team | 26 | 2 | | 28 |
|------------|----|---|--|----|








2019 CAZOVA U19 Boys Championships

P-3 Match players ranking



|  Dig | Rk | No | Name | Pos. | Digs | Faults | Receptions | Total Attempts | Avg. by set |
|--|----|----------------------|-----------------------|------|------|--------|------------|----------------|-------------|
| | 1 | 11 | Holder Dmitri | WS | 7 | 0 | 2 | 9 | 2.33 |
| | 2 | 4 | Layne Ajani | OP | 5 | 2 | 3 | 10 | 1.67 |
| | 3 | 8 | Chase Sean | L | 4 | 2 | 0 | 6 | 1.33 |
| | 4 | 3 | Taylor Che | WS | 3 | 1 | 1 | 5 | 1.00 |
| | 5 | 1 | Leonce Brandon | MB | 1 | 0 | 1 | 2 | 0.33 |
| | | 2 | Padmore Levi | MB | 1 | 1 | 1 | 3 | 0.33 |
| | | 7 | Coppin Devonte | S | 1 | 1 | 4 | 6 | 0.33 |
| | - | 5 | Williams-Bailey Nkoya | WS | 0 | 0 | 0 | 0 | |
| | - | 9 | Turney Haile-Emmanual | MB | 0 | 0 | 0 | 0 | |
| - | 12 | Forde Thierry | WS | 0 | 0 | 0 | 0 | | |
| - | 15 | Codrington Dershone | S | 0 | 0 | 0 | 0 | | |
| - | 16 | Scantlebury Dominick | WS | 0 | 1 | 2 | 3 | | |
| Total Team | | | | | 22 | 8 | 14 | 44 | 7.33 |

|  Set | Rk | No | Name | Pos. | Running Sets | Faults | Still Sets | Total Attempts | Avg. by set |
|--|----|----------------------|-----------------------|------|--------------|--------|------------|----------------|-------------|
| | 1 | 7 | Coppin Devonte | S | 31 | 1 | 15 | 47 | 10.33 |
| | 2 | 15 | Codrington Dershone | S | 5 | 2 | 5 | 12 | 1.67 |
| | 3 | 3 | Taylor Che | WS | 1 | 0 | 0 | 1 | 0.33 |
| | 4 | Layne Ajani | OP | 1 | 1 | 0 | 2 | 0.33 | |
| | 8 | Chase Sean | L | 1 | 0 | 2 | 3 | 0.33 | |
| | - | 1 | Leonce Brandon | MB | 0 | 0 | 0 | 0 | |
| | - | 2 | Padmore Levi | MB | 0 | 0 | 0 | 0 | |
| | - | 5 | Williams-Bailey Nkoya | WS | 0 | 0 | 0 | 0 | |
| | - | 9 | Turney Haile-Emmanual | MB | 0 | 1 | 0 | 1 | |
| - | 11 | Holder Dmitri | WS | 0 | 1 | 0 | 1 | | |
| - | 12 | Forde Thierry | WS | 0 | 0 | 0 | 0 | | |
| - | 16 | Scantlebury Dominick | WS | 0 | 0 | 0 | 0 | | |
| Total Team | | | | | 39 | 6 | 22 | 67 | 13.00 |

|  Reception Limit: 20.00% | Rk | No | Name | Pos. | Running Sets | Faults | Still Sets | Total Attempts | Eff. % |
|---|----|----------------------|-----------------------|------|--------------|--------|------------|----------------|--------|
| | 1 | 3 | Taylor Che | WS | 7 | 0 | 3 | 10 | 70.00 |
| | 2 | 8 | Chase Sean | L | 10 | 1 | 7 | 18 | 50.00 |
| | - | 1 | Leonce Brandon | MB | 0 | 0 | 0 | 0 | |
| | - | 2 | Padmore Levi | MB | 0 | 0 | 0 | 0 | |
| | - | 4 | Layne Ajani | OP | 3 | 0 | 0 | 3 | |
| | - | 5 | Williams-Bailey Nkoya | WS | 0 | 0 | 0 | 0 | |
| | - | 7 | Coppin Devonte | S | 0 | 0 | 0 | 0 | |
| | - | 9 | Turney Haile-Emmanual | MB | 0 | 0 | 0 | 0 | |
| | - | 11 | Holder Dmitri | WS | 7 | 0 | 2 | 9 | |
| - | 12 | Forde Thierry | WS | 1 | 0 | 1 | 2 | | |
| - | 15 | Codrington Dershone | S | 0 | 0 | 0 | 0 | | |
| - | 16 | Scantlebury Dominick | WS | 2 | 1 | 2 | 5 | | |
| Total Team | | | | | 30 | 2 | 15 | 47 | 59.57 |





2019 CAZOVA U19 Boys Championships

[P-3] Match players ranking



TTO • Trinidad and Tobago

| Rk | No | Name | Pos. | Spikes | Faults | Shots | Total Attempts | Succ. % |
|-------------------|----|-------------------|------|--------|--------|-------|----------------|---------|
| | | | | | | | | |
| 1 | 3 | Best Elijah | WS | 3 | 3 | 9 | 15 | 20.00 |
| 2 | 11 | Williams Nicholas | WS | 5 | 6 | 15 | 26 | 19.23 |
| - | 1 | Abhiraj Avinesha | OP | 0 | 0 | 0 | 0 | |
| - | 2 | Ayoung Nkosi | WS | 0 | 0 | 0 | 0 | |
| - | 4 | Daly Daniel | MB | 0 | 3 | 1 | 4 | |
| - | 5 | Dattoo Aamir | S | 0 | 0 | 0 | 0 | |
| - | 6 | Geelal Tishan | MB | 0 | 1 | 1 | 2 | |
| - | 7 | Ghouralal Julius | WS | 0 | 0 | 0 | 0 | |
| - | 8 | Marajh Ruchi | S | 1 | 0 | 2 | 3 | |
| - | 10 | Sanoir Jedaiah | WS | 0 | 0 | 0 | 0 | |
| - | 12 | Gonzales Jasanie | L | 0 | 0 | 0 | 0 | |
| - | 13 | Roberts Kevin | OP | 1 | 0 | 3 | 4 | |
| Total Team | | | | 10 | 13 | 31 | 54 | 18.52 |

Limit: 15.00%

| Rk | No | Name | Pos. | Kill Blocks | Faults | Rebounds | Total Attempts | Avg. by set |
|-------------------|----|-------------------|------|-------------|--------|----------|----------------|-------------|
| 1 | 6 | Geelal Tishan | MB | 2 | 1 | 1 | 4 | 0.67 |
| 2 | 4 | Daly Daniel | MB | 1 | 1 | 1 | 3 | 0.33 |
| | 13 | Roberts Kevin | OP | 1 | 1 | 0 | 2 | 0.33 |
| - | 1 | Abhiraj Avinesha | OP | 0 | 0 | 0 | 0 | |
| - | 2 | Ayoung Nkosi | WS | 0 | 0 | 0 | 0 | |
| - | 3 | Best Elijah | WS | 0 | 0 | 0 | 0 | |
| - | 5 | Dattoo Aamir | S | 0 | 0 | 0 | 0 | |
| - | 7 | Ghouralal Julius | WS | 0 | 0 | 0 | 0 | |
| - | 8 | Marajh Ruchi | S | 0 | 0 | 0 | 0 | |
| - | 10 | Sanoir Jedaiah | WS | 0 | 0 | 0 | 0 | |
| - | 11 | Williams Nicholas | WS | 0 | 1 | 0 | 1 | |
| - | 12 | Gonzales Jasanie | L | 0 | 0 | 0 | 0 | |
| Total Team | | | | 4 | 4 | 2 | 10 | 1.33 |

| Rk | No | Name | Pos. | Aces | Faults | Serve Hits | Total Attempts | Avg. by set |
|-------------------|----|-------------------|------|------|--------|------------|----------------|-------------|
| 1 | 3 | Best Elijah | WS | 1 | 1 | 10 | 12 | 0.33 |
| | 6 | Geelal Tishan | MB | 1 | 2 | 6 | 9 | 0.33 |
| | 13 | Roberts Kevin | OP | 1 | 0 | 7 | 8 | 0.33 |
| - | 1 | Abhiraj Avinesha | OP | 0 | 0 | 1 | 1 | |
| - | 2 | Ayoung Nkosi | WS | 0 | 0 | 0 | 0 | |
| - | 4 | Daly Daniel | MB | 0 | 0 | 9 | 9 | |
| - | 5 | Dattoo Aamir | S | 0 | 1 | 0 | 1 | |
| - | 7 | Ghouralal Julius | WS | 0 | 0 | 0 | 0 | |
| - | 8 | Marajh Ruchi | S | 0 | 1 | 4 | 5 | |
| - | 10 | Sanoir Jedaiah | WS | 0 | 0 | 0 | 0 | |
| - | 11 | Williams Nicholas | WS | 0 | 0 | 6 | 6 | |
| - | 12 | Gonzales Jasanie | L | 0 | 0 | 0 | 0 | |
| Total Team | | | | 3 | 5 | 43 | 51 | 1.00 |

| Team | Total Team | 32 | 18 | 50 |
|------|------------|----|----|----|
| | Total Team | 32 | 18 | 50 |








2019 CAZOVA U19 Boys Championships

[P-3] Match players ranking



|  Dig | Rk | No | Name | Pos. | Digs | Faults | Receptions | Total Attempts | Avg. by set |
|--|----|------------------|-------------------|------|------|--------|------------|----------------|-------------|
| | 1 | 11 | Williams Nicholas | WS | 5 | 3 | 6 | 14 | 1.67 |
| | 2 | 3 | Best Elijah | WS | 2 | 4 | 1 | 7 | 0.67 |
| | | 6 | Geelal Tishan | MB | 2 | 0 | 0 | 2 | 0.67 |
| | | 8 | Marajh Ruchi | S | 2 | 1 | 3 | 6 | 0.67 |
| | | 12 | Gonzales Jasanie | L | 2 | 6 | 6 | 14 | 0.67 |
| | | 13 | Roberts Kevin | OP | 2 | 2 | 2 | 6 | 0.67 |
| | 7 | 4 | Daly Daniel | MB | 1 | 2 | 0 | 3 | 0.33 |
| | - | 1 | Abhiraj Avinesha | OP | 0 | 0 | 0 | 0 | |
| | - | 2 | Ayoung Nkosi | WS | 0 | 0 | 0 | 0 | |
| - | 5 | Dattoo Aamir | S | 0 | 0 | 0 | 0 | | |
| - | 7 | Ghouralal Julius | WS | 0 | 0 | 0 | 0 | | |
| - | 10 | Sanoir Jedaiah | WS | 0 | 0 | 0 | 0 | | |
| Total Team | | | | | 16 | 18 | 18 | 52 | 5.33 |

|  Set | Rk | No | Name | Pos. | Running Sets | Faults | Still Sets | Total Attempts | Avg. by set |
|--|----|------------------|-------------------|------|--------------|--------|------------|----------------|-------------|
| | 1 | 8 | Marajh Ruchi | S | 15 | 5 | 21 | 41 | 5.00 |
| | 2 | 13 | Roberts Kevin | OP | 2 | 1 | 1 | 4 | 0.67 |
| | 3 | 3 | Best Elijah | WS | 1 | 0 | 4 | 5 | 0.33 |
| | | 5 | Dattoo Aamir | S | 1 | 0 | 2 | 3 | 0.33 |
| | | 11 | Williams Nicholas | WS | 1 | 1 | 2 | 4 | 0.33 |
| | | 12 | Gonzales Jasanie | L | 1 | 0 | 0 | 1 | 0.33 |
| | - | 1 | Abhiraj Avinesha | OP | 0 | 0 | 2 | 2 | |
| | - | 2 | Ayoung Nkosi | WS | 0 | 0 | 1 | 1 | |
| | - | 4 | Daly Daniel | MB | 0 | 0 | 2 | 2 | |
| - | 6 | Geelal Tishan | MB | 0 | 0 | 0 | 0 | | |
| - | 7 | Ghouralal Julius | WS | 0 | 0 | 0 | 0 | | |
| - | 10 | Sanoir Jedaiah | WS | 0 | 0 | 0 | 0 | | |
| Total Team | | | | | 21 | 7 | 35 | 63 | 7.00 |

|  Reception Limit: 20.00% | Rk | No | Name | Pos. | Running Sets | Faults | Still Sets | Total Attempts | Eff. % |
|---|----|----------------|-------------------|------|--------------|--------|------------|----------------|--------|
| | 1 | 3 | Best Elijah | WS | 7 | 0 | 4 | 11 | 63.64 |
| | 2 | 12 | Gonzales Jasanie | L | 9 | 4 | 6 | 19 | 26.32 |
| | 3 | 11 | Williams Nicholas | WS | 8 | 4 | 4 | 16 | 25.00 |
| | - | 1 | Abhiraj Avinesha | OP | 0 | 0 | 1 | 1 | |
| | - | 2 | Ayoung Nkosi | WS | 0 | 0 | 0 | 0 | |
| | - | 4 | Daly Daniel | MB | 1 | 1 | 0 | 2 | |
| | - | 5 | Dattoo Aamir | S | 0 | 0 | 0 | 0 | |
| | - | 6 | Geelal Tishan | MB | 0 | 0 | 0 | 0 | |
| | - | 7 | Ghouralal Julius | WS | 0 | 0 | 0 | 0 | |
| - | 8 | Marajh Ruchi | S | 0 | 0 | 0 | 0 | | |
| - | 10 | Sanoir Jedaiah | WS | 0 | 0 | 0 | 0 | | |
| - | 13 | Roberts Kevin | OP | 4 | 1 | 1 | 6 | | |
| Total Team | | | | | 29 | 10 | 16 | 55 | 34.55 |

